Registered Refugees and Asylum-Seekers in Jordan - All

Updated date: 5/16/2023

Active Registered Refugees and Asylum-Seekers **740,676**

605,295 81.7%

135381 18.3%

37,017 5.0%

360,998 48.7%

342,661 46.3%

Age and Gender

Gender	0-4	5-11	12-17	18-35	36-59	60+
Male	45,459	72,683	57,468	109,852	72,209	16,162
Female	43,879	68,780	54,392	104,516	74,421	20,855
Total	**89,338**	**141,463**	**111,860**	**214,368**	**146,630**	**37,017**
	12.1%	19.1%	15.1%	28.9%	19.8%	5.0%

Biometric Statistics

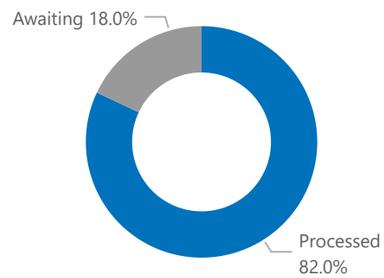

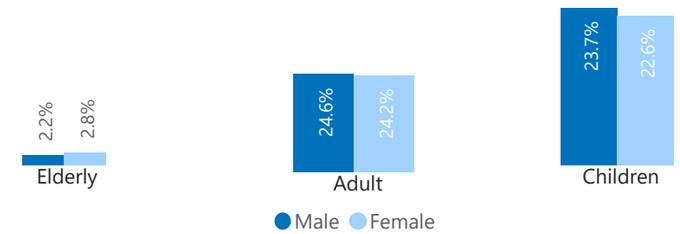

Origin Country

SOM	587	0.1%
other	1,186	0.2%
SUD	5,165	0.7%
YEM	12,756	1.7%
IRQ	61,041	8.2%
SYR	659,941	89.1%

Specific Needs

Serious medical condition	96,251	13.0%
Disability	44,962	6.1%
Specific legal and physical protection needs	31,706	4.3%
Child at risk	27,152	3.7%
Single parent	17,024	2.3%
Woman at risk	13,064	1.8%
Older person at risk	7,339	1.0%
Unaccompanied or separated child	1,933	0.3%

** An individual can have more than one specific need*

Individuals with Specific Needs	170,245	23.0%

Year of Arrival

Pre 2011	22,357	3.9%
2011	21,559	3.8%
2012	135,219	23.7%
2013	233,837	41.1%
2014	73,258	12.9%
2015	23,953	4.2%
2016	33,015	5.8%
2017	10,232	1.8%
2018	9,593	1.7%
2019	2,865	0.5%
2020	2,442	0.4%
2021	886	0.2%
2022	281	0.0%
2023	14	0.0%

** The new arrivals excludes newborn babies who are represented under the registration trend.*

Registration Trend

Pre - 2011	142,895	10.2%
2011	10,988	0.8%
2012	135,612	9.7%
2013	674,681	48.2%
2014	145,647	10.4%
2015	55,247	3.9%
2016	67,719	4.8%
2017	41,333	3.0%
2018	38,811	2.8%
2019	23,922	1.7%
2020	13,828	1.0%
2021	24,380	1.7%
2022	18,148	1.3%
2023	5,772	0.4%

Registration Trend Quarterly

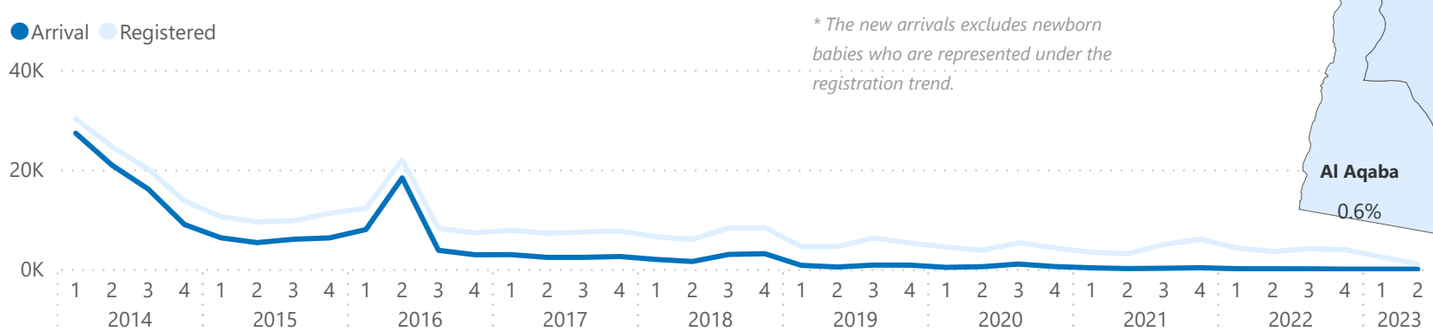

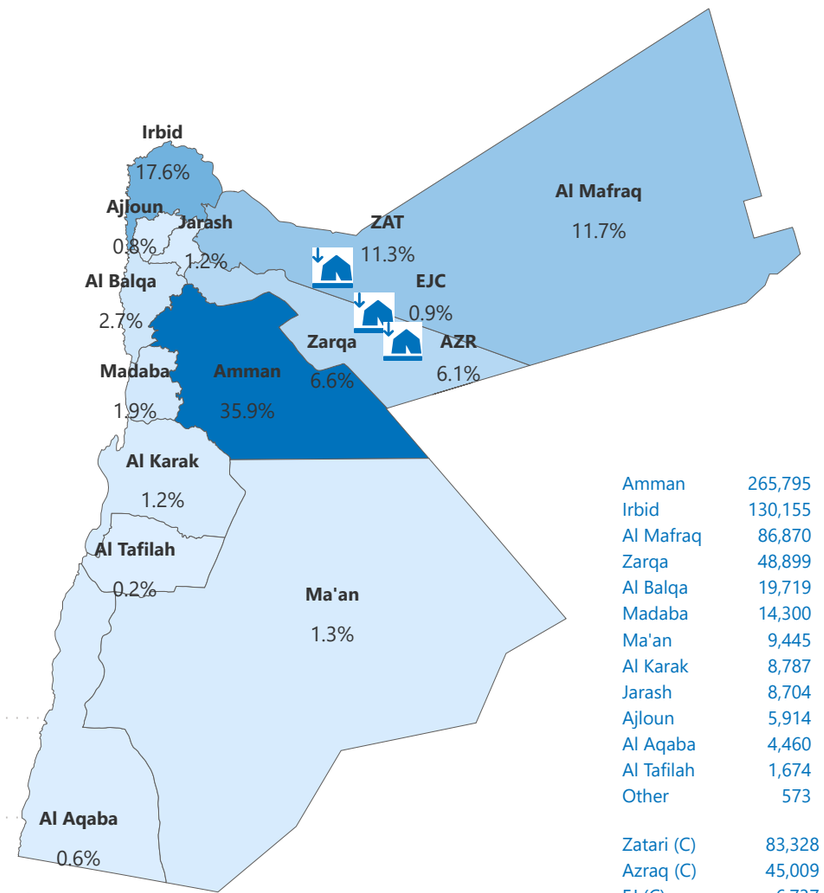

Amman	265,795
Irbid	130,155
Al Mafraq	86,870
Zarqa	48,899
Al Balqa	19,719
Madaba	14,300
Ma'an	9,445
Al Karak	8,787
Jarash	8,704
Ajloun	5,914
Al Aqaba	4,460
Al Tafilah	1,674
Other	573
Zatari (C)	83,328
Azraq (C)	45,009
EJ (C)	6,737
Garden Camp	307

Analyzed by Data Analysis Group | Jordan
Feedback: Asghar@unhcr.org

Registered Refugees and Asylum-Seekers in Jordan - SYR

Updated date: 5/16/2023

Active Registered Refugees and Asylum-Seekers **659,941**

	524,563	79.5%
	135378	20.5%
	27,730	4.2%
	310,998	47.1%
	321,213	48.7%

Age and Gender

Gender	0-4	5-11	12-17	18-35	36-59	60+
Male	43,772	68,115	52,589	94,400	58,413	11,589
Female	42,282	64,492	49,963	93,800	64,385	16,141
Total	**86,054**	**132,607**	**102,552**	**188,200**	**122,798**	**27,730**
	13.0%	20.1%	15.5%	28.5%	18.6%	4.2%

Biometric Statistics

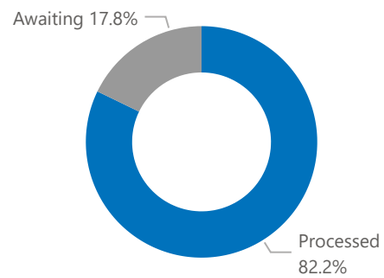

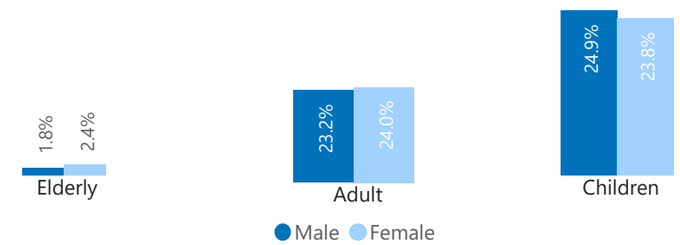

Origin Country

SYR	659,941	100.0%

Specific Needs

Serious medical condition	81,748	12.4%
Disability	40,337	6.1%
Specific legal and physical protection needs	28,579	4.3%
Child at risk	25,641	3.9%
Single parent	15,596	2.4%
Woman at risk	10,587	1.6%
Older person at risk	6,274	1.0%
Unaccompanied or separated child	1,850	0.3%

** An individual can have more than one specific need*

Individuals with Specific Needs	150,103	22.7%

Year of Arrival

Pre 2011	9,900	2.0%
2011	19,574	3.9%
2012	132,461	26.7%
2013	227,826	46.0%
2014	56,654	11.4%
2015	13,505	2.7%
2016	23,793	4.8%
2017	3,103	0.6%
2018	2,728	0.6%
2019	2,624	0.5%
2020	2,320	0.5%
2021	829	0.2%
2022	258	0.1%
2023	9	0.0%

** The new arrivals excludes newborn babies who are represented under the registration trend.*

Registration Trend

Pre - 2011	1,424	0.1%
2011	2,361	0.2%
2012	130,803	11.3%
2013	666,729	57.7%
2014	121,231	10.5%
2015	41,014	3.6%
2016	53,604	4.6%
2017	28,672	2.5%
2018	27,527	2.4%
2019	22,280	1.9%
2020	13,269	1.1%
2021	23,134	2.0%
2022	17,288	1.5%
2023	5,485	0.5%

Registration Trend Quarterly

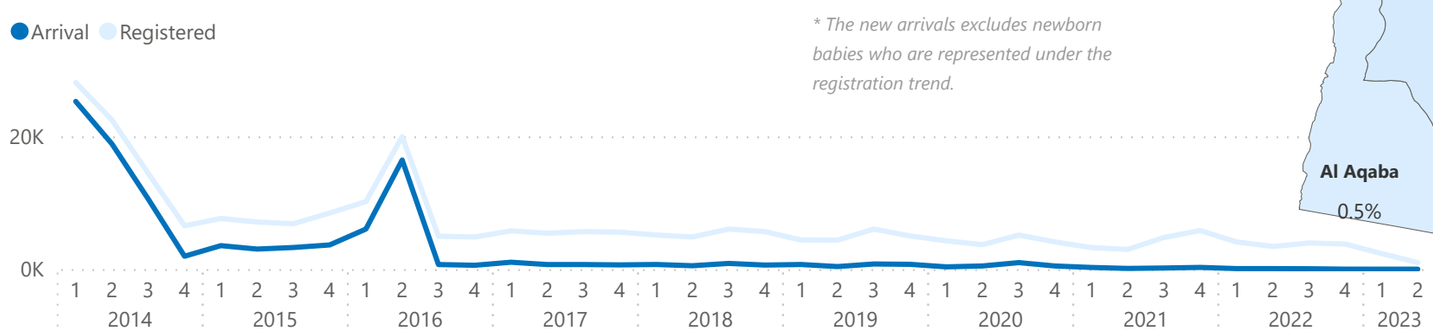

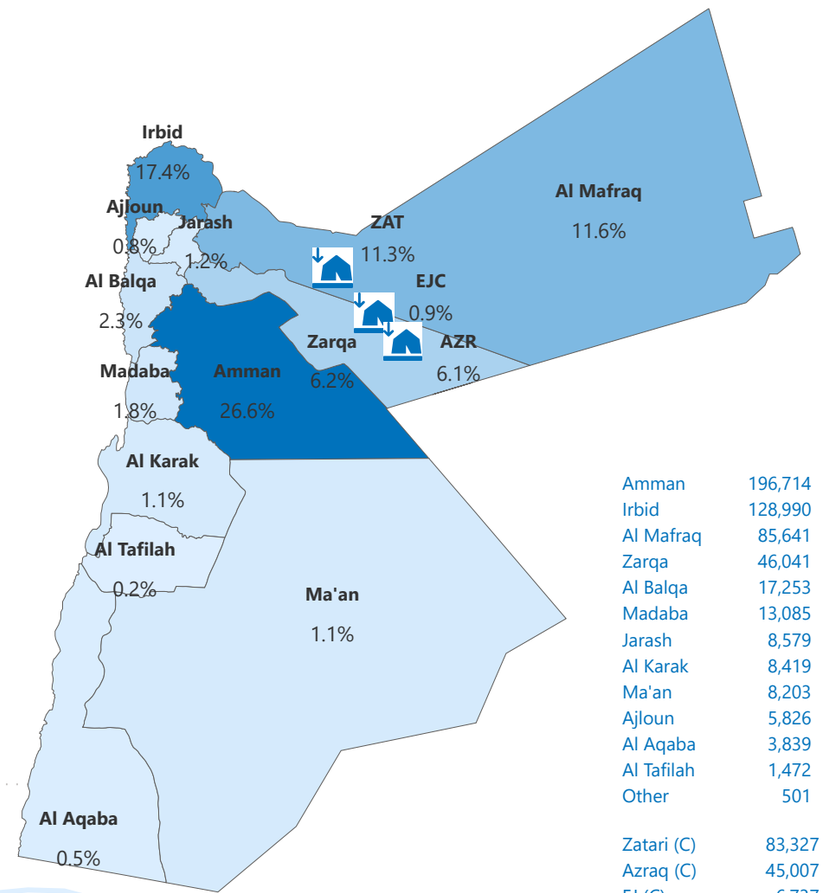

Amman	196,714
Irbid	128,990
Al Mafraq	85,641
Zarqa	46,041
Al Balqa	17,253
Madaba	13,085
Jarash	8,579
Al Karak	8,419
Ma'an	8,203
Ajloun	5,826
Al Aqaba	3,839
Al Tafilah	1,472
Other	501
Zatari (C)	83,327
Azraq (C)	45,007
EJ (C)	6,737
Garden Camp	307

Analyzed by Data Analysis Group | Jordan
Feedback: Asghar@unhcr.org

Registered Refugees and Asylum-Seekers in Jordan - IRQ

Updated date: 5/16/2023

Active Registered Refugees and Asylum-Seekers **61,041**

	61,039	100.0%
	2	0.0%
	8,245	13.5%
	36,794	60.3%
	16,002	26.2%

Age and Gender

Gender	0-4	5-11	12-17	18-35	36-59	60+
Male	548	3,598	4,214	10,024	9,337	3,800
Female	507	3,336	3,799	8,734	8,699	4,445
Total	**1,055**	**6,934**	**8,013**	**18,758**	**18,036**	**8,245**
	1.7%	11.4%	13.1%	30.7%	29.5%	13.5%

Biometric Statistics

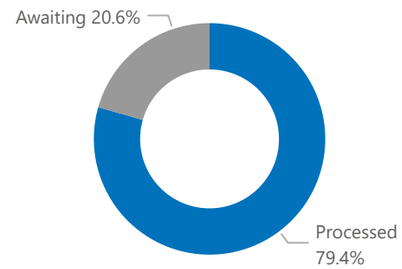

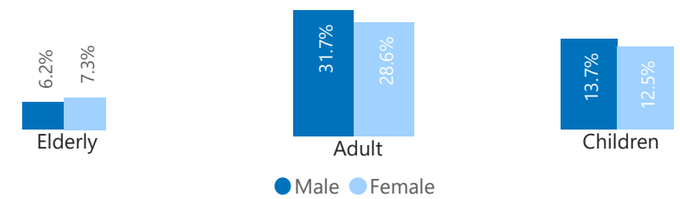

Origin Country

IRQ	61,041	100.0%

Specific Needs

Serious medical condition	10,736	17.6%
Disability	3,285	5.4%
Woman at risk	1,952	3.2%
Specific legal and physical protection needs	1,812	3.0%
Child at risk	1,312	2.1%
Single parent	1,144	1.9%
Older person at risk	949	1.6%
Unaccompanied or separated child	61	0.1%

** An individual can have more than one specific need*

Individuals with Specific Needs	14,750	24.2%

Year of Arrival

Pre 2011	11,108	19.4%
2011	1,525	2.7%
2012	1,925	3.4%
2013	4,109	7.2%
2014	15,085	26.4%
2015	7,412	13.0%
2016	7,993	14.0%
2017	5,377	9.4%
2018	2,423	4.2%
2019	92	0.2%
2020	64	0.1%
2021	15	0.0%
2022	5	0.0%
2023	4	0.0%

** The new arrivals excludes newborn babies who are represented under the registration trend.*

Registration Trend

Pre - 2011	133,236	65.3%
2011	7,770	3.8%
2012	4,088	2.0%
2013	5,396	2.6%
2014	21,535	10.6%
2015	9,869	4.8%
2016	10,560	5.2%
2017	7,070	3.5%
2018	3,220	1.6%
2019	431	0.2%
2020	127	0.1%
2021	425	0.2%
2022	213	0.1%
2023	57	0.0%

Registration Trend Quarterly

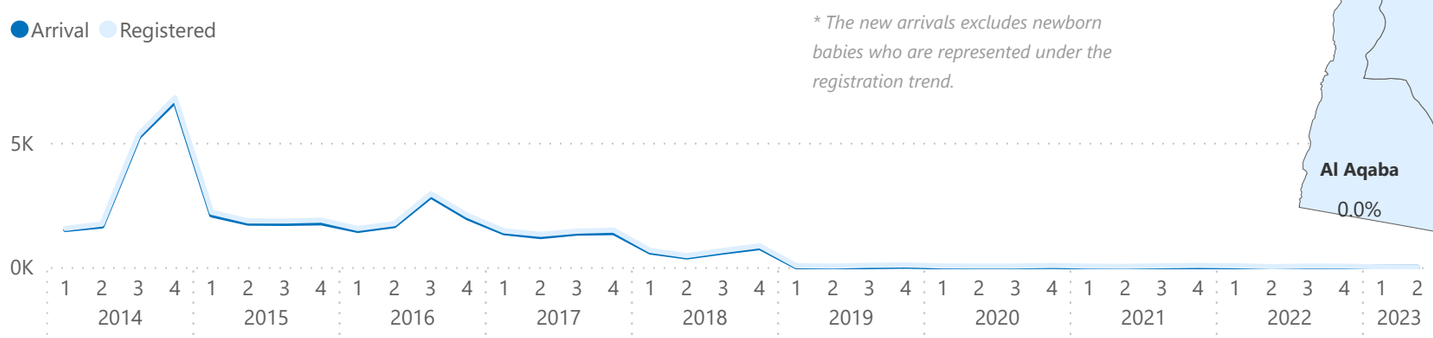

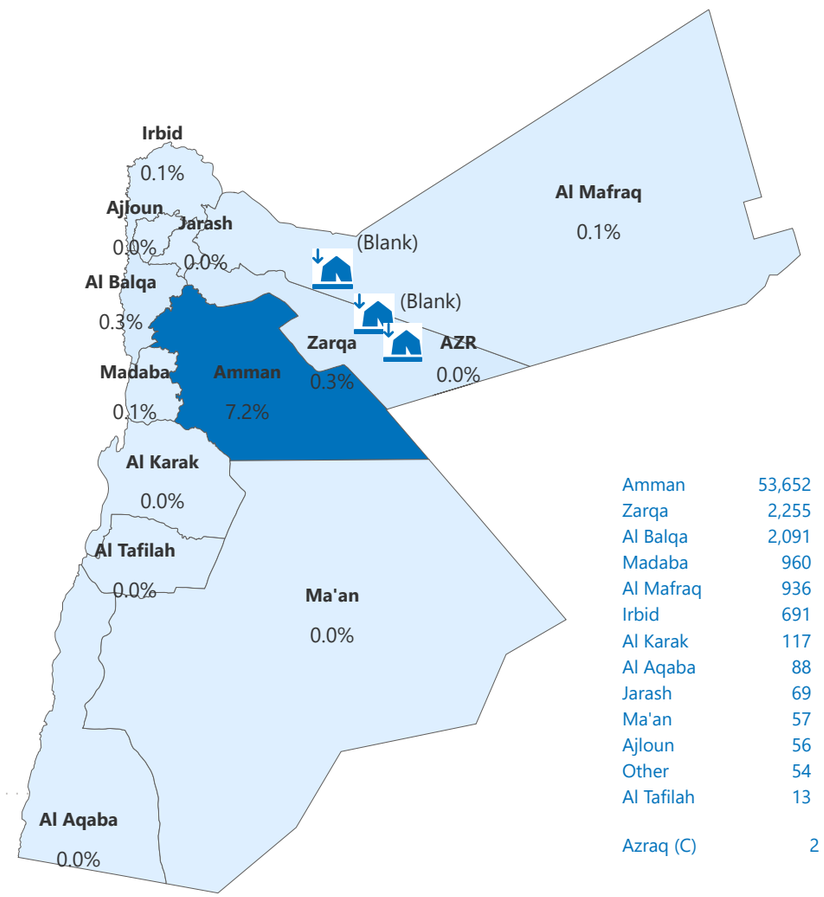

Amman	53,652
Zarqa	2,255
Al Balqa	2,091
Madaba	960
Al Mafraq	936
Irbid	691
Al Karak	117
Al Aqaba	88
Jarash	69
Ma'an	57
Ajloun	56
Other	54
Al Tafilah	13
Azraq (C)	2

Analyzed by Data Analysis Group | Jordan
Feedback: Asghar@unhcr.org

Registered Refugees and Asylum-Seekers in Jordan - Other

Updated date: 5/16/2023

Active Registered Refugees and Asylum-Seekers **19,694**

	19,693	100.0%
	1	0.0%
	1,042	5.3%
	13,206	67.1%
	5,446	27.7%

Age and Gender

Gender	0-4	5-11	12-17	18-35	36-59	60+
Female	1,090	952	630	1,982	1,337	269
Male	1,139	970	665	5,428	4,459	773
Total	**2,229**	**1,922**	**1,295**	**7,410**	**5,796**	**1,042**
	11.3%	9.8%	6.6%	37.6%	29.4%	5.3%

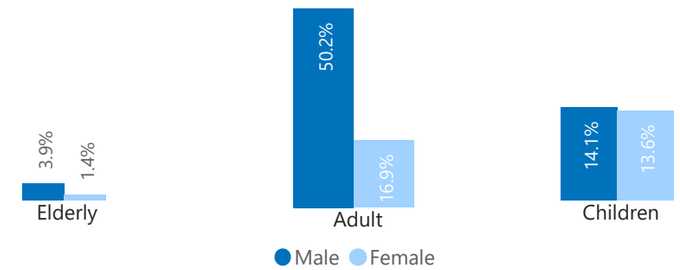

Biometric Statistics

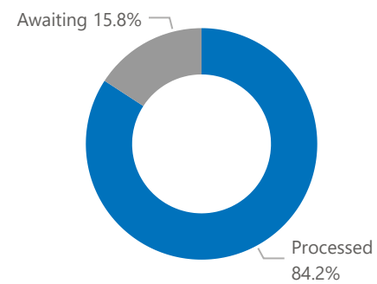

Origin Country

SOM	587	3.0%
other	1,186	6.0%
SUD	5,165	26.2%
YEM	12,756	64.8%

Specific Needs

Serious medical condition	3,767	19.1%
Disability	1,340	6.8%
Specific legal and physical protection needs	1,315	6.7%
Woman at risk	525	2.7%
Single parent	284	1.4%
Child at risk	199	1.0%
Older person at risk	116	0.6%
Unaccompanied or separated child	22	0.1%

** An individual can have more than one specific need*

Individuals with Specific Needs	5,392	27.4%

Year of Arrival

Pre 2011	1,349	8.0%
2011	460	2.7%
2012	833	5.0%
2013	1,902	11.3%
2014	1,519	9.0%
2015	3,036	18.1%
2016	1,229	7.3%
2017	1,752	10.4%
2018	4,442	26.5%
2019	149	0.9%
2020	58	0.3%
2021	42	0.3%
2022	18	0.1%
2023	1	0.0%

** The new arrivals excludes newborn babies who are represented under the registration trend.*

Registration Trend

Pre - 2011	8,235	20.5%
2011	857	2.1%
2012	721	1.8%
2013	2,556	6.4%
2014	2,881	7.2%
2015	4,364	10.9%
2016	3,555	8.9%
2017	5,591	13.9%
2018	8,064	20.1%
2019	1,211	3.0%
2020	432	1.1%
2021	821	2.0%
2022	647	1.6%
2023	230	0.6%

Registration Trend Quarterly

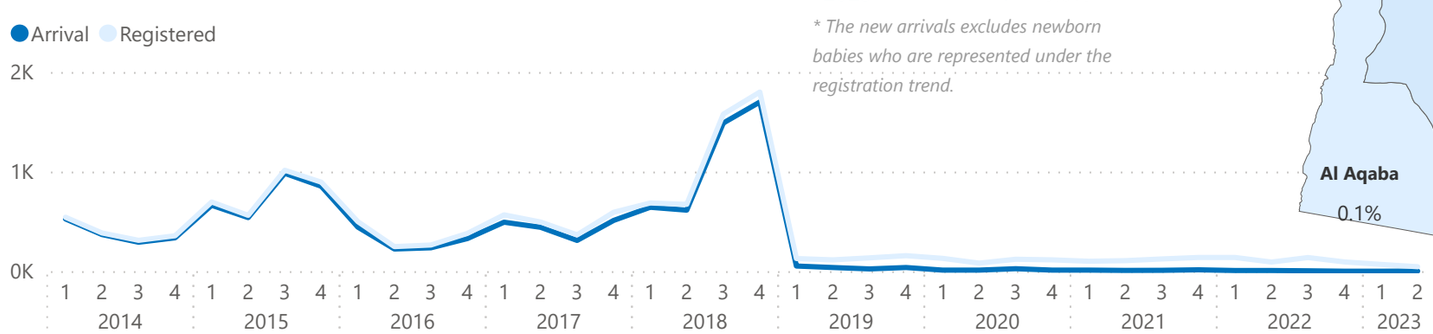

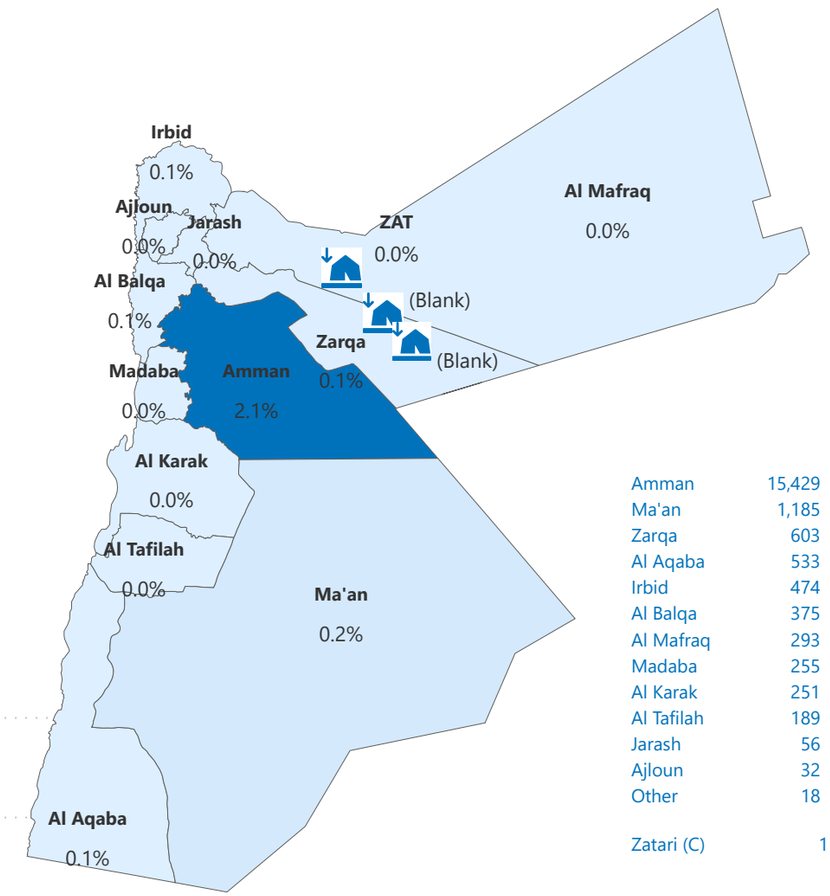

Amman	15,429
Ma'an	1,185
Zarqa	603
Al Aqaba	533
Irbid	474
Al Balqa	375
Al Mafraq	293
Madaba	255
Al Karak	251
Al Tafilah	189
Jarash	56
Ajloun	32
Other	18
Zatari (C)	1

Analyzed by Data Analysis Group | Jordan
Feedback: Asghar@unhcr.org