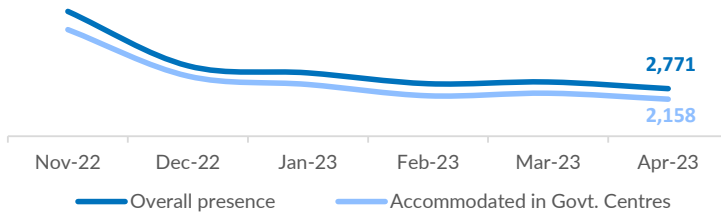


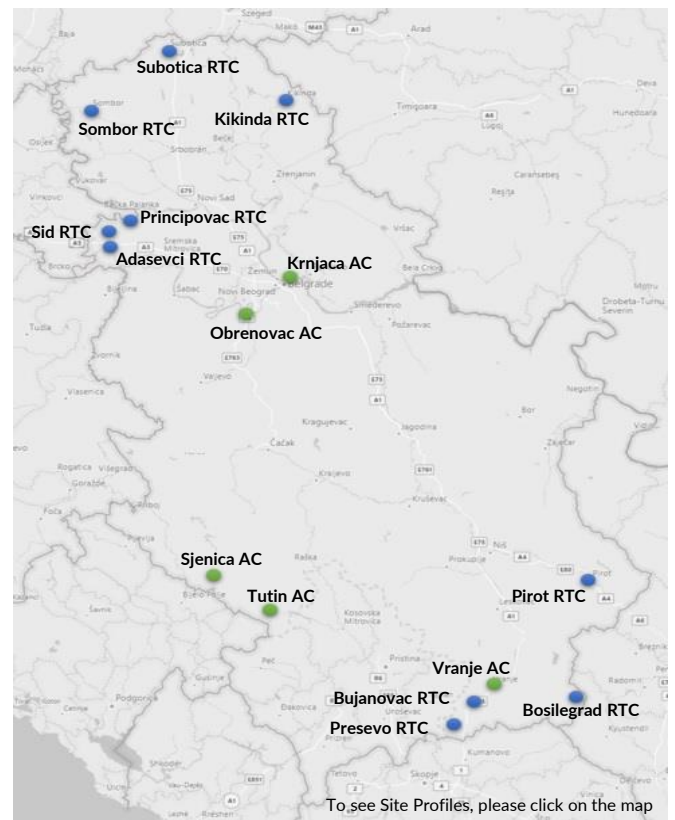
# Serbia

April 2023

## Asylum-seekers and migrants - presence



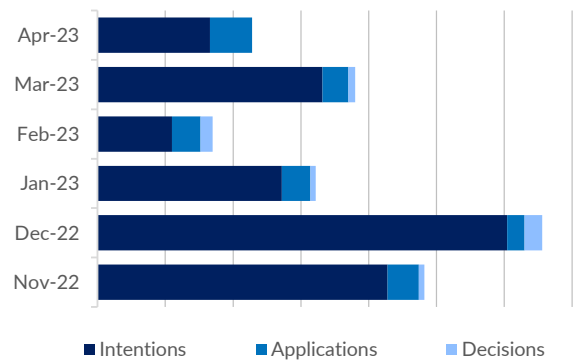
Total presence of refugees/migrants – end April*:	2,771	↓
Total presence of refugees/migrants – end March:	3,160	
Total occupancy of government centers – end April**:	2,158	↓
Total occupancy of government centers – end March:	2,505	
Other accommodations – end April*:	613	↓
Other accommodations – end March:	655	
The number of new entries in government centers – April**:	4,114	↓
The number of new entries in government centers – March:	6,477	
Total of unaccompanied children in the country*:	52	↑
Total of unaccompanied children in the country-March:	46	



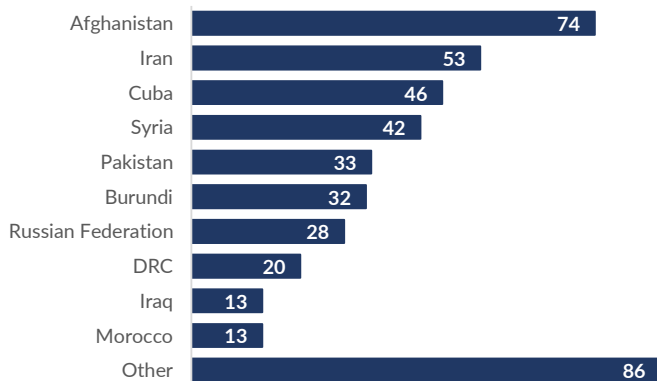
## Asylum and Temporary Protection\*\*\*

Intentions to seek asylum – April:	83
Intentions to seek asylum – 2023:	440
Applications for asylum submitted – April:	31
Applications for asylum submitted - 2023:	92
Persons granted refugee status or subsidiary protection - April:	0
Persons granted refugee status or subsidiary protection - 2023:	6
Negative decisions (rejected or refused) - April:	7
Negative decisions (rejected or refused) - 2023:	20
Temporary protection granted (persons fleeing Ukraine) - April:	22
Total persons under Temporary Protection:	714

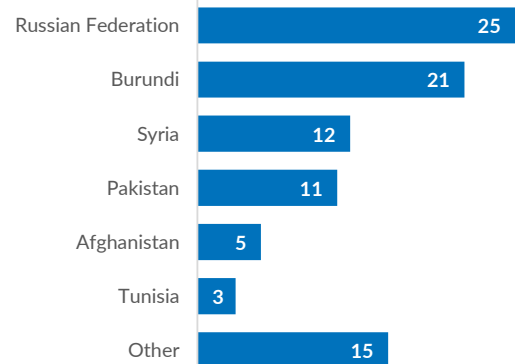
### Proportion of Intentions/Applications/Decisions



### Asylum intentions - 2023 by nationality




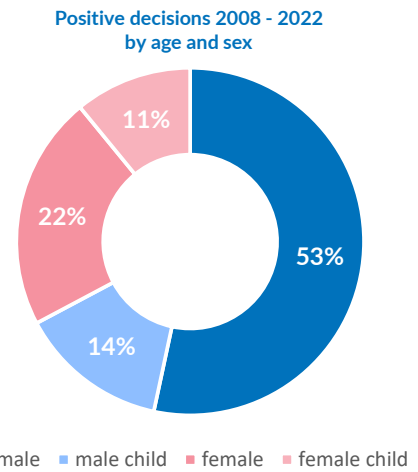
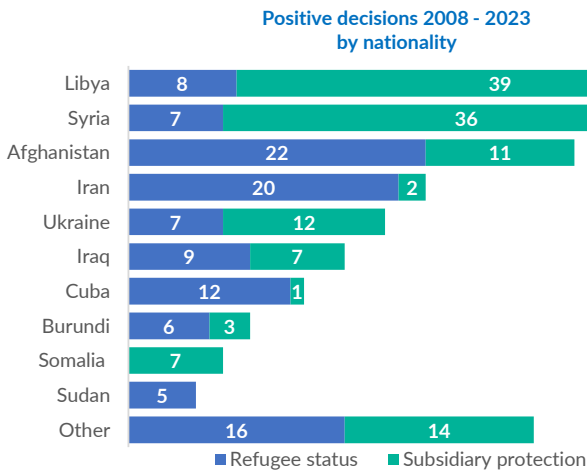
### Asylum applications - 2023 by nationality



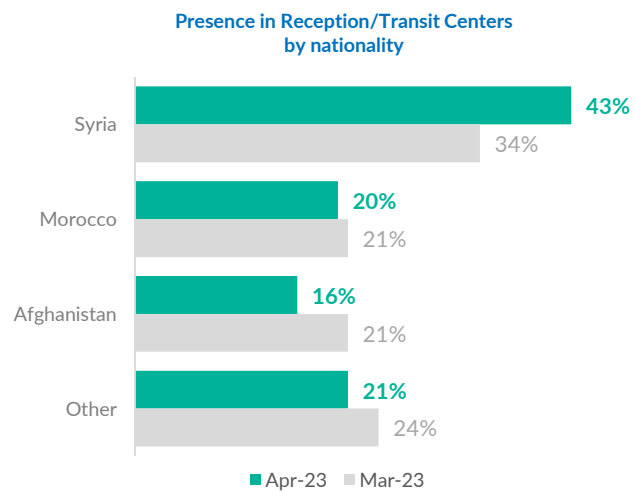
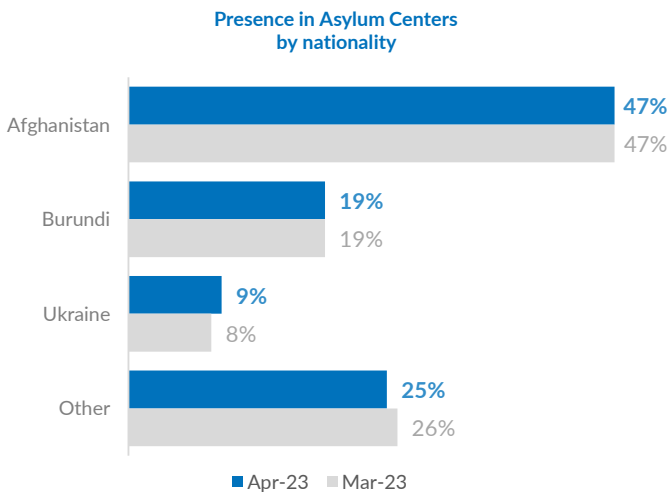
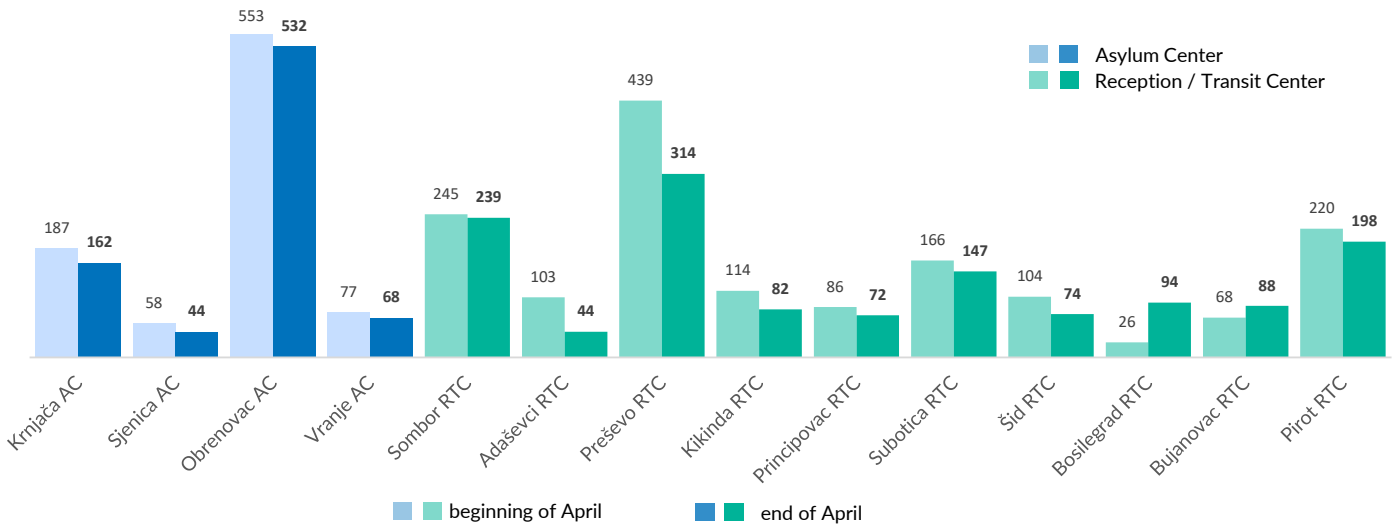
\* Information based on findings of UNHCR staff and partners

\*\* Government centres statistics are provided by Commissariat for Refugees and Migration - Republic of Serbia

\*\*\* Asylum statistics are provided by the Ministry of Interior

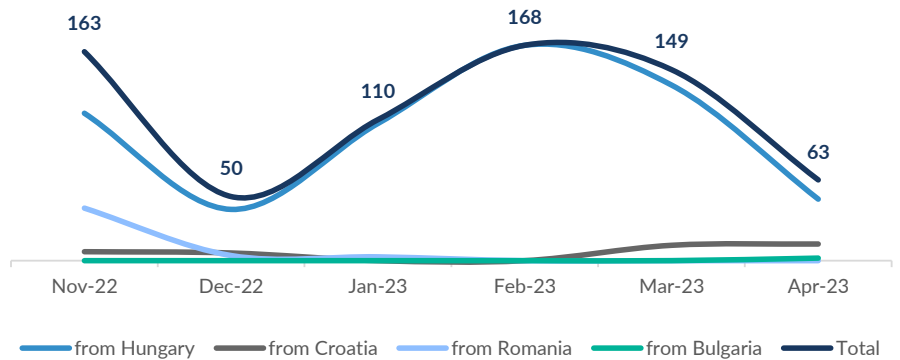


### Occupancy of Asylum and Reception/Transit Centers\*\*



### Reported pushbacks into Serbia\*

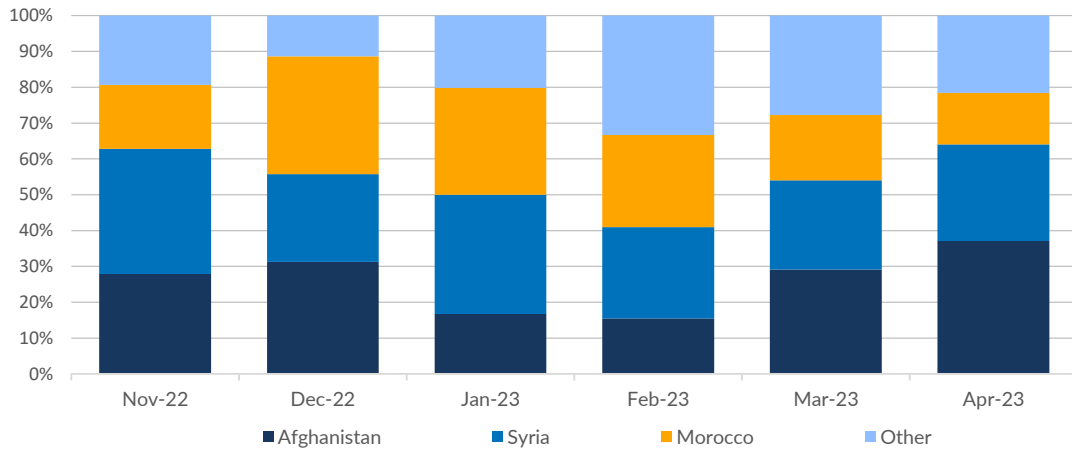
Pushbacks from Romania - April:	0
Pushbacks from Romania - March:	0
Pushbacks from Croatia - April:	13 ↑
Pushbacks from Croatia - March:	12
Pushbacks from Hungary - April:	48 ↓
Pushbacks from Hungary - March:	137
Pushbacks from Bulgaria - April:	2 ↑
Pushbacks from Bulgaria - March:	0



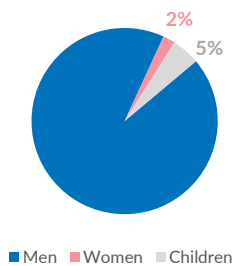
### Profiled cases\*

Total profiled cases - April*:	1,793 ↓
Total profiled cases - March:	1,801

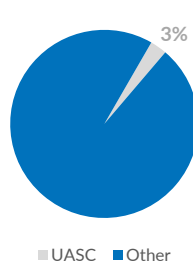
### Percentage of profiled by country of origin



Profiled by Gender



UASC among profiled



UASC by gender

