



# Education Dashboard

Uganda Refugee Response Plan (RRP) 2022-2023

Term 1  
2023

## Overview

The Education Sector Strategy in the UCRRP (2022-2023) is aligned to the aspirations of the Education Response Plan (ERP) II and the National Development Plan (NDP) III. The ERP II aims to ensure that 690,540 children, adolescents, and youth from the refugee and host communities, have access to sustained quality and inclusive learning opportunities annually. Currently, the education sector is working on a multi-year resilience program framework, to leverage and align additional funding to the sector. For this quarterly reporting, data is derived from the zero year of the ERP II implementation to which partners are contributing.

### Achievements / Challenges / Priorities

- Overall increase in GE from 53% in term three in 2022 to 55% in term One 2023.
- GER for Pre-primary and secondary remained 44 per cent and 10 per cent respectively. In Primary there was a significant from 94 per cent to 95 per cent.
- Approval of the second Education Response Plan for Refugee and Host Communities.

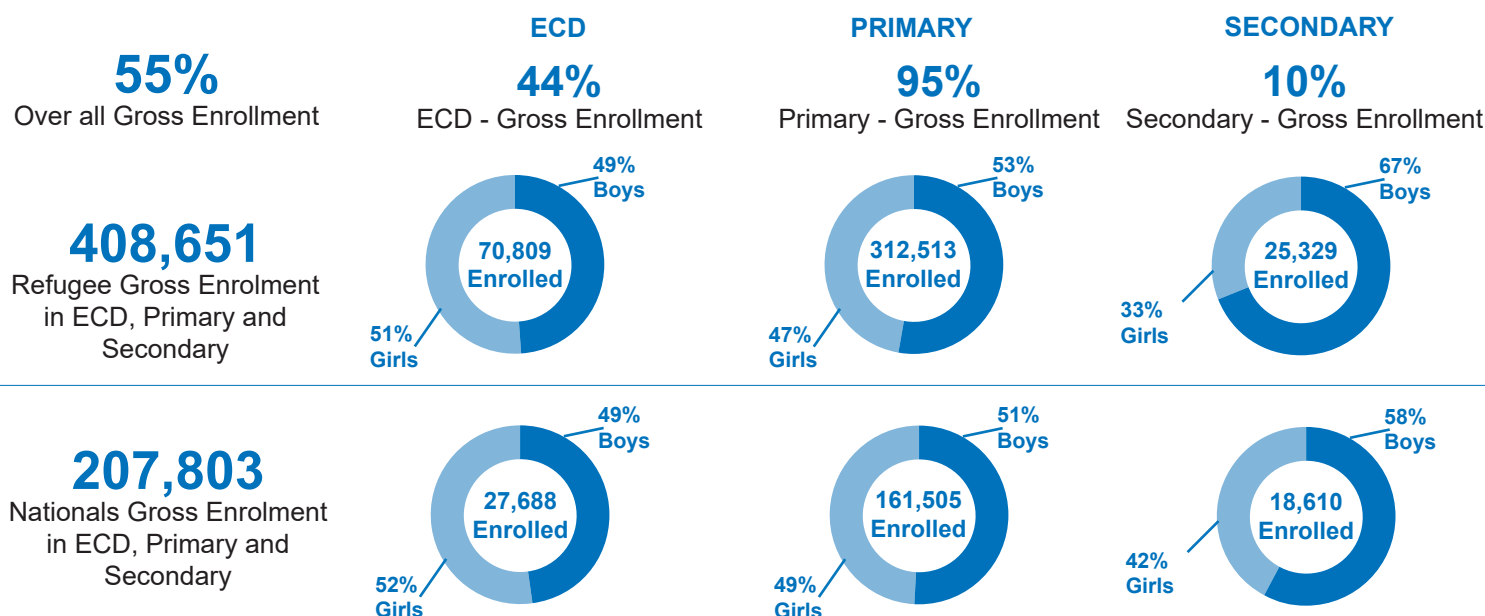
### Challenges

- Funding gap
- Low enrollment in secondary
- Delays in Data submission by Partners

### Priorities

- Support to EMIS Data enrollment
- Operationalisation of digital data collection
- Institute Routine Data Quality Assessment
- Enhance Partner coordination.

## Key indicators



Source: ERP Term 1 2023 Gap Analysis

## OUTCOME 1: Improved Continued, Safe and Equitable Access and Retention to Inclusive Learning and Skills Training Opportunities

Indicator	Actual	Target/Standard ('23)	Actual	against annual target	standard
<b>Children enrolled in Pre-primary school (GER)</b>					
- Congolese refugees	39%	46%	39%	7%	
- South Sudanese refugees	46%	56%	46%	10%	
- Other refugees	52%	43%	52%		
<b>Children enrolled in Primary School (GER)</b>					
- Congolese refugees	93%	95%	93%	2%	
- South Sudanese refugees	95%	90%	95%		
- Other refugees	98%	95%	98%		

Achievements data: ActivityInfo and other submissions by partners Author: UNHCR Representation in Uganda Feedback: ugakaimug@unhcr.org

Sector contacts: Joseph Kajumba (MoES) jbkajumba@yahoo.com

Vick Ikobwa (UNHCR) ikobwa@unhcr.org

Shakirah Luwedde (FCA) shakirah.Luwedde@kirkonulkomaanapu.fi

For more info: [www.ugandarefugees.org](http://www.ugandarefugees.org)

Published: May 2023




Indicator

Actual Target/Standard ('23) Actual ■ against annual target ■ standard ■

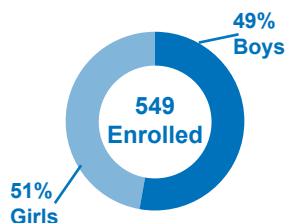
### Children enrolled in Secondary school (GER)

- Congolese refugees	6%	12%	6% <span style="color: yellow;">■</span>
- South Sudanese refugees	12%	15%	12% <span style="color: yellow;">■</span> 3% <span style="color: red;">■</span>
- Other refugees	5%	16%	5% <span style="color: yellow;">■</span> 11% <span style="color: red;">■</span>

Refugees accessing Scholarships for higher Education



Number of Learners with disability enrolled



**4%**

Learners with disability supported with assistive devices

## OUTCOME 2: Improved delivery of quality Education and skills training

Indicator

Actual Target/Standard ('23) Actual ■ against annual target ■ or standard ■

### Pupil Teacher Ratio (PTR)

- Pre-Primary	57	68	<span style="color: blue;">■</span> <span style="color: yellow;">■</span>
- Primary	66	112	<span style="color: blue;">■</span> <span style="color: yellow;">■</span>

### Pupils Classroom Ratio (PCR)

- Pre-Primary	81	120	<span style="color: blue;">■</span> <span style="color: yellow;">■</span>
- Primary	72	132	<span style="color: blue;">■</span> <span style="color: yellow;">■</span>
- Secondary	51	85	<span style="color: blue;">■</span> <span style="color: yellow;">■</span>

### Pupil Stance Ratio(PSR)

- Pre-Primary	55	49	<span style="color: blue;">■</span> <span style="color: yellow;">■</span>
- Primary	72	58	<span style="color: blue;">■</span> <span style="color: yellow;">■</span>
- Secondary	41	34	<span style="color: blue;">■</span> <span style="color: yellow;">■</span>

### Pupil Desk Ratio

- Primary	6	5	<span style="color: blue;">■</span> <span style="color: yellow;">■</span>
- Secondary	3	5	<span style="color: blue;">■</span> <span style="color: yellow;">■</span>

**1,347**

Teacher gap in Primary School

**57,316**

Gap in desks in Primary Schools

**2,631**

Gap in Latrine Stances in Primary

**1,836**

Gap in classrooms in Primary

## OUTCOME 3: Strengthen systems for effective and resilient service delivery

**91%**

Pre-Primary schools have functional School Management structures

**94%**

Primary schools have functional School Management structures

**100%**

Secondary schools have functional School Management structures

### Partners (Reporting as of Q1 2023)

African Women Rising (AWR)

Child Fund International (CFI)

Children on the Edge Africa (COTEA)

Finn Church Aid (FCA)

Finnish Refugee Council (FRC)

Bringing Hope Through Harvesters (Harvesters)

Hope Foundation

International Rescue Committee (IRC)

Plan International (Plan)

Rural Initiative for Community Empowerment in West Nile (RICE-WN)

Save the Children International (SCI)

The Walking School Bus (TWSB)

Transformation and Restoration Initiative (TRI)

StreetChild

United Nations Population Fund (UNFPA)

United Nations Refugee Agency (UNHCR)

United Nations Children's Fund (UNICEF)

War Child Holland (WCH)

War Child Canada (WCC)

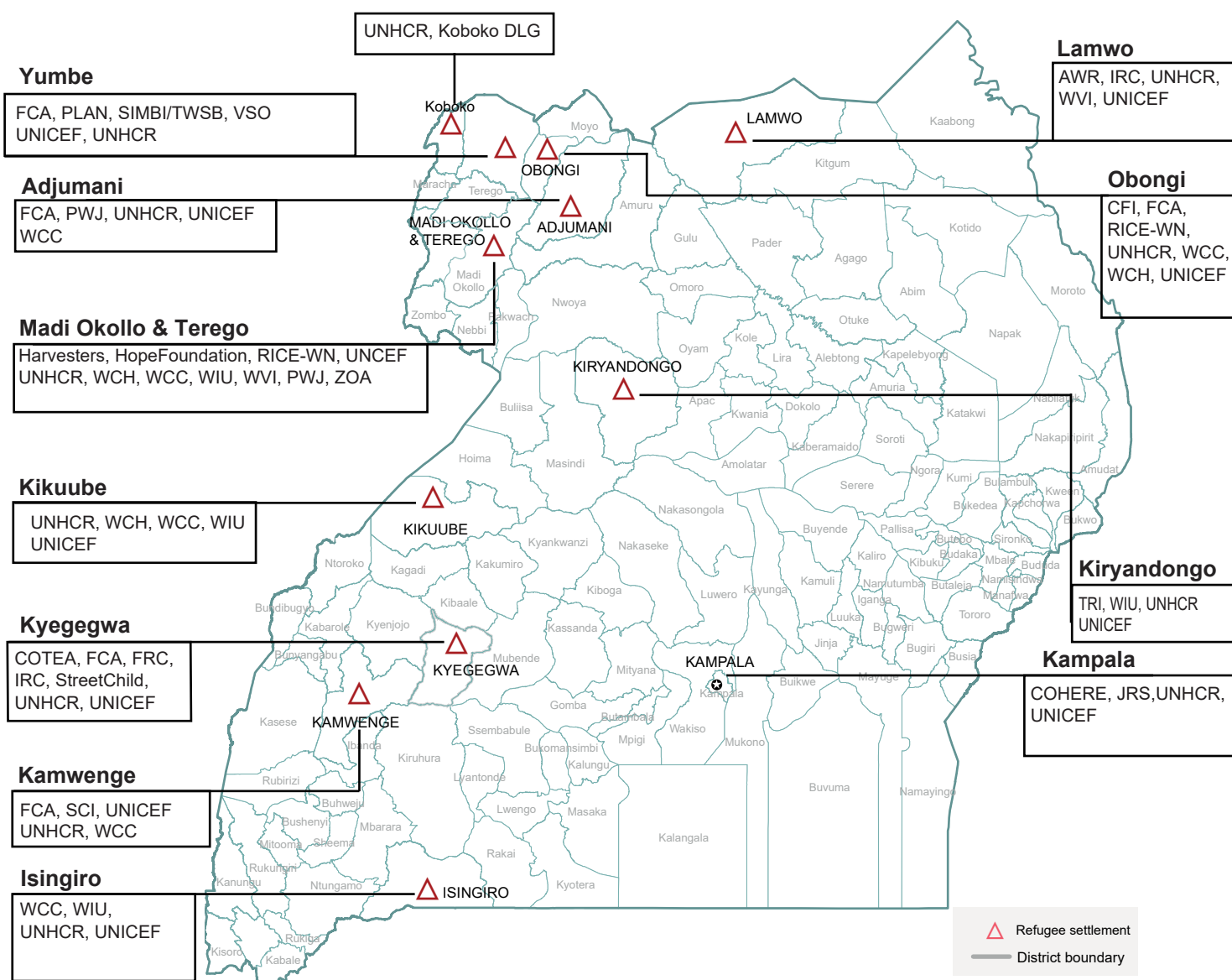
Windle International Uganda (WIU)

World Vision International (WVI)

Volunteer Service Overseas (VSO)

ZOA International (ZOA)

### Operational Presence



The boundaries, names and designations shown on this map do not imply official endorsement or acceptance by the United Nations