



Overview

The WASH sector aims at ensuring that refugees and hosting populations have improved equitable and sustainable access to safe water, sanitation, and hygiene services. People's needs and the environment remains at the center of all interventions through inclusion of services to National systems and innovative approaches to prepare new arrivals as well as established populations to achieve self-reliance. This is being achieved through implementation of the broader water and environment sector refugee response plan (WERRP) that was launched in 2020. The approach to transition all services to national systems (district local government, catchment committees and water supply utilities). On average, there has been an increase in WASH service levels. This is attributed to the commissioning of WASH infrastructures that were completed in the month of January 2023. However, in some settlements receiving new arrivals, WASH access levels remain critically low. Rwamwanja and Nakivale posted the lowest access levels with water access as low as 12 litres per person. While sanitation coverage remains low in Palorinya (45%) and Nakivale (49%) due to floods and increased new arrivals respectively.

Process of transition to national utility is ongoing with two settlements (Nakivale and Oruchinga) planned for handover to National Water and Sewerage Corporation by July 1, 2023. Another 23 systems are planned for handover to Umbrella Authority in the next two years.

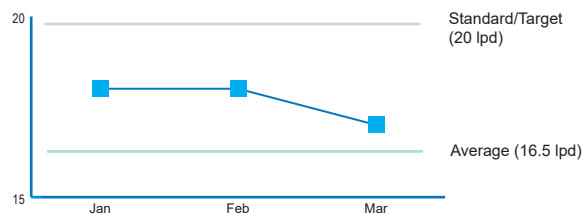
During the first quarter of the year, WASH partners have responded to emergencies in Southwest, Northern and West Nile regions. Water access was maintained at an average of 12.3 liters per person per day in areas where new arrivals were settled within the emergency threshold of 7.5-15lpd. While latrine per person ration was kept at 1:56 slightly above the target of 1:50 through construction of 100 emergency latrines. To promote personal hygiene and environmental sanitation amongst the newly arrived, WASH partners deployed community hygiene promoters (Village Health Teams) at a ratio of 507 persons per hygiene promoter (target is 1:500). Despite the emergency response that diverted funds, the sector still managed to maintain an average daily water percapita of 18lpd compared to 16lpd posted in December 2022 on average. Similarly, sanitation coverage at HH level has slightly reduced from 68% to 67% on average.

The major challenge of the sector is inadequate funding not only for emergency response but also major infrastructure development to improved access levels.

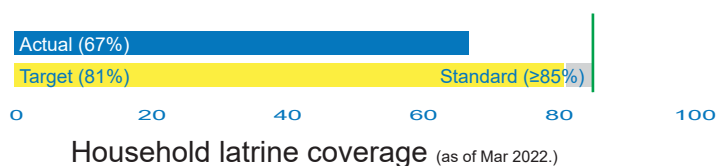
Key priorities for the sector include;

- Emergency response through provision of water and sanitation services to new arrivals
- Continue with HH latrine construction to increase coverage
- Support to transition of water management to utility through immediate improvement works and social marketing- community engagement
- Environmental sanitation and personal hygiene sensitization using VHT approach (Training new VHTs)
- Maintain flexible mechanism to respond to disease outbreak as well as new influx.
- Complete the partner selection process and prepare partners for transitioning to a new partner as applicable.

Key indicators



Litres per person per day



Household latrine coverage (as of Mar 2022.)

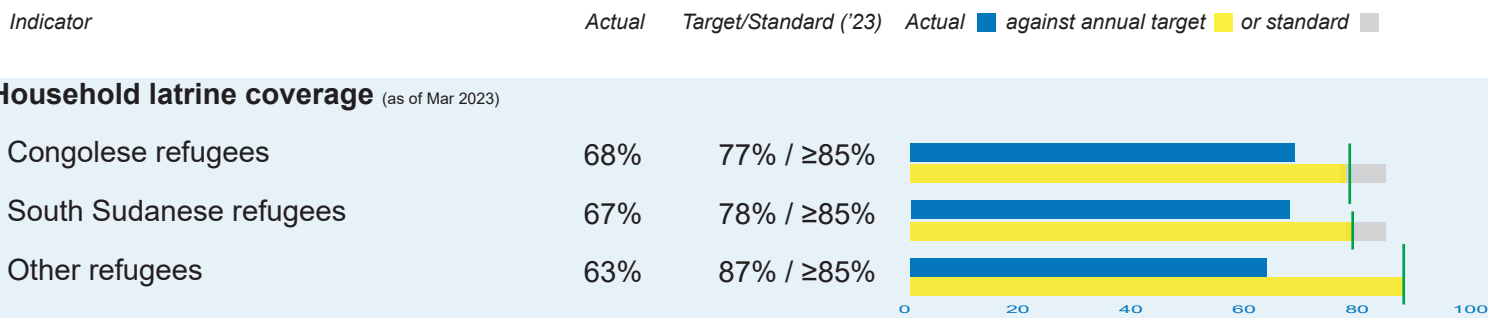
Outcome: Improved equitable and sustainable access to water supply for refugees and hosting population

Indicator	Actual	Target/Standard ('23)	Actual	against annual target	or standard
Litres per person per day (Q1 average)					
- Congolese refugees	15	20			
- South Sudanese refugees	19	20			
- Other refugees	17	20			

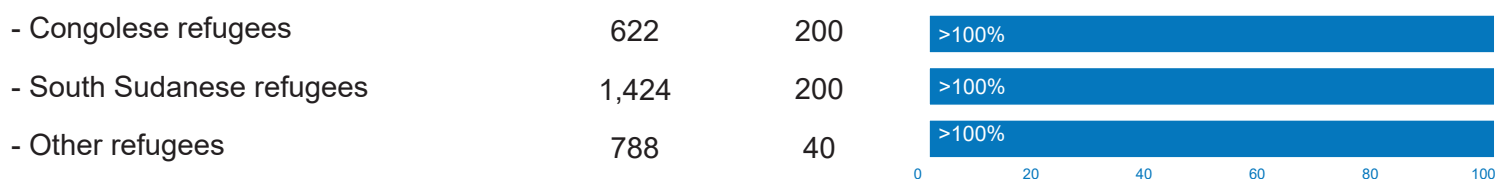
Water pumped through renewable energy

- Congolese refugees	26%	50%			
- South Sudanese refugees	52%	45%			
- Other refugees	61%	40%			


Outcome: Improved equitable and sustainable access to sanitation and hygiene services for refugees and hosting population




Institutional sanitation facilities constructed




Outcome: Improved equitable and sustainable access to water supply for refugees and hosting population



Water schemes under management of utilities (e.g. NWSC and Umbrella Authorities)



Water resource monitoring stations installed and frequently monitored



Partners

Action Agency for Integrated Development (AAID) | Action Against Hunger (ACF) | Agency for Cooperation and Research in Development (ACORD) | Better World | Caritas Uganda (Caritas) | Community Integrated Development Initiatives (CIDI) | Community Empowerment for Rural Development (CEFORD) | ForAfrica | District Local Government (DLG) | Humanitarian Initiative Just Relief Aid (HIJRA) | International Aid Services (IAS) | International Rescue Committee (IRC) | IsraAID | Jesuit Refugee Services (JRS) | Lutheran World Federation (LWF) | Malteser International (MI) | Medical Teams International (MTI) | Ministry of Water and Environment (MoWE) | National Water and Sewerage Corporation (NWSC) | NSAMIZI | NURI | Oxfam International | Peace Wind Japan (PWJ) | Samaritan's Purse (SP) | UN High Commissioner for Refugees (UNHCR) | United Nations Children's Fund (UNICEF) | Welthungerhilfe (WHH) | Water Mission Uganda (WMU) | Uganda Red Cross (URC) | Water Aid | World Vision International (WVI)

