

SPAIN ASYLUM APPLICATIONS

1 Jan - 30 Apr 2023



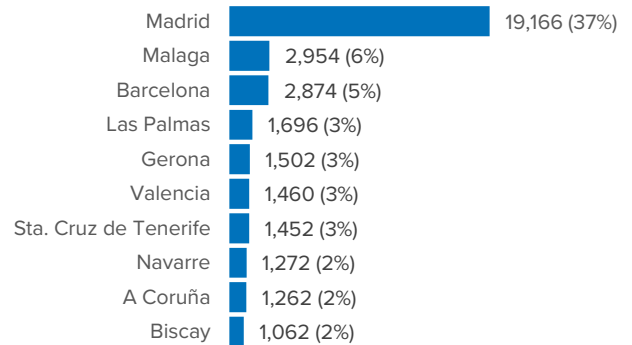
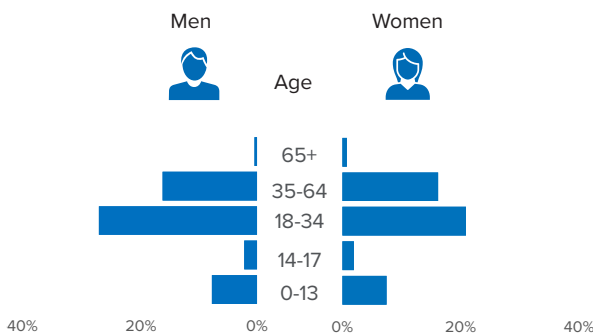
52,975 New asylum app. until 30 Apr 2023 ↑ 45% Dif. 2022

11% Recognition rate 64% Protection rate¹

146,000 Total Pending app.² ↑ 32% Dif. 2022

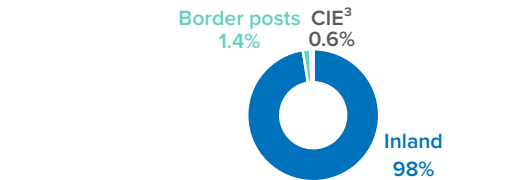
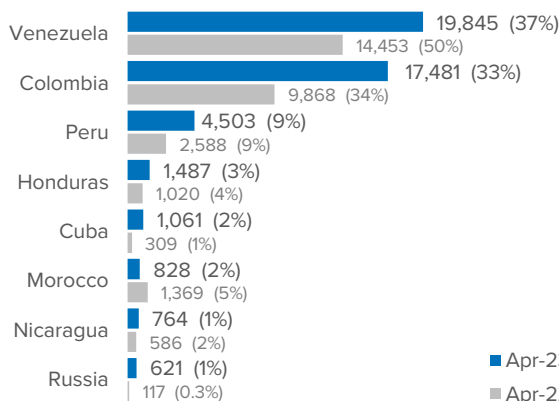
Number of asylum applications by gender/age²

Main provinces of asylum applications

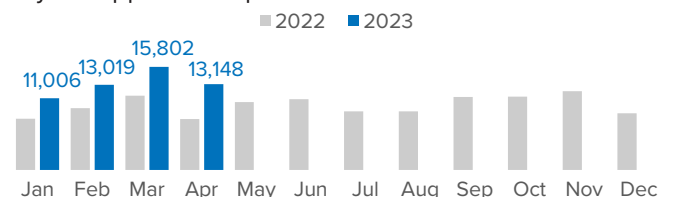


Most common nationalities of asylum applicants

Asylum applications by place of submission



Asylum applications per month



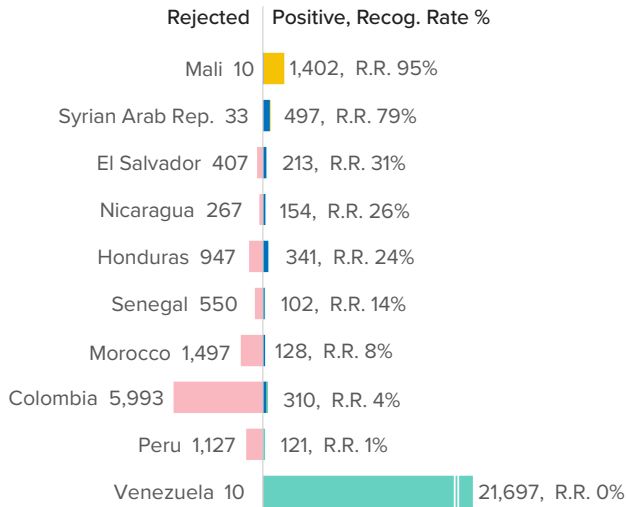
Source: Unless otherwise indicated, provisional figures published by the Asylum and Refugee Office, Ministry of Interior, Spain.

¹Protection rate: Refugee status, subsidiary protection, and humanitarian reasons.

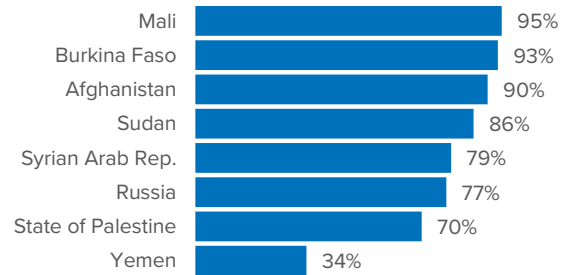
²Eurostat as of Apr 2023 ³CIE: Removal detention centre (In Spanish: *Centro de Internamiento de Extranjeros*, CIE)

Eligibility Commission proposals⁴: 41,600

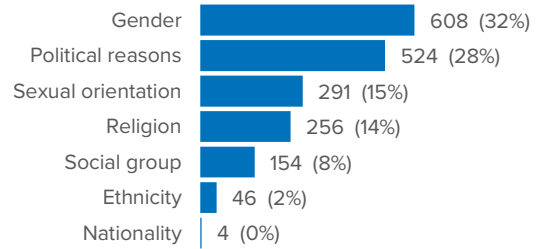
■ Geneva Conv. ■ Subsidiary Prot. ■ Hum. Reasons ■ Rejected



Countries with highest recognition rate⁵



Geneva Conv. Status by protection category



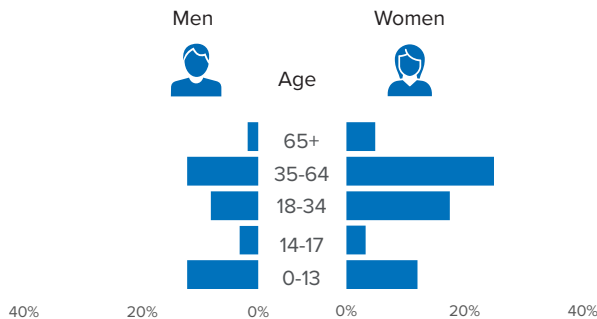
TEMPORARY PROTECTION

11 Mar 2022 - 30 Apr 2023

175,205 Temporary Protection app.⁶ ↘ 32% Dif. Mar-Apr 2023

98% Ukrainians
2% Third country nationals

Number of temporary protection applications by gender/age



Main provinces of temporary protection applications

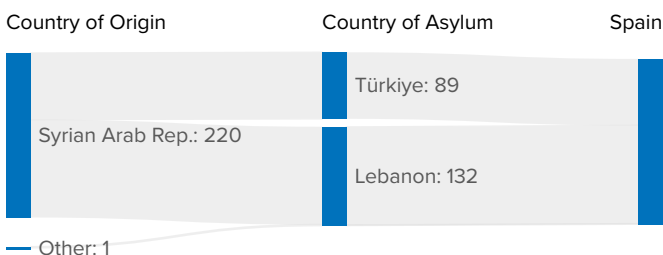


RESETTLEMENT

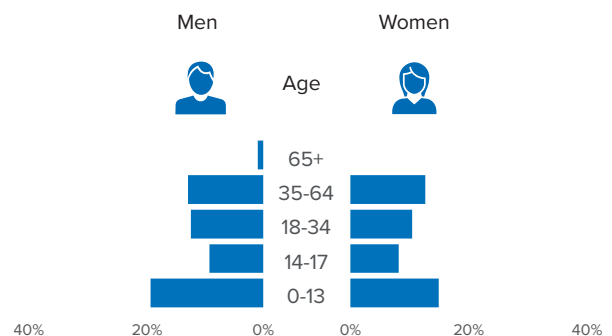
1 Jan - 30 Apr 2023

221 Refugees resettled in Spain⁷

Refugees resettled in Spain by country of origin and country of asylum



Refugees resettled in Spain by gender/age



⁴Proposals by the Interministerial Eligibility Commission recommended to the Minister of Interior.

⁵Only shows countries with at least 70 total proposals.

⁶Source: Ministry of Interior.

⁷For more information on countries of resettlement: [UNHCR Resettlement Data Finder](#)