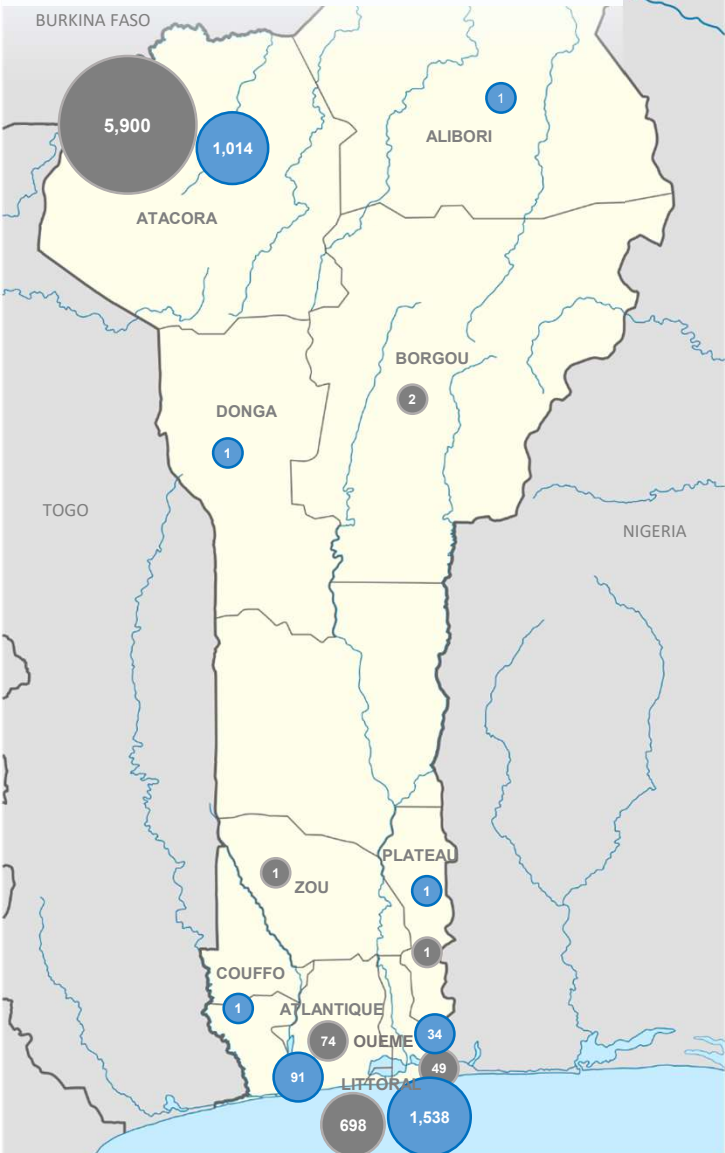


9,242 PERSONS OF CONCERN
2,684 REFUGEES
6,558* ASYLUM SEEKERS

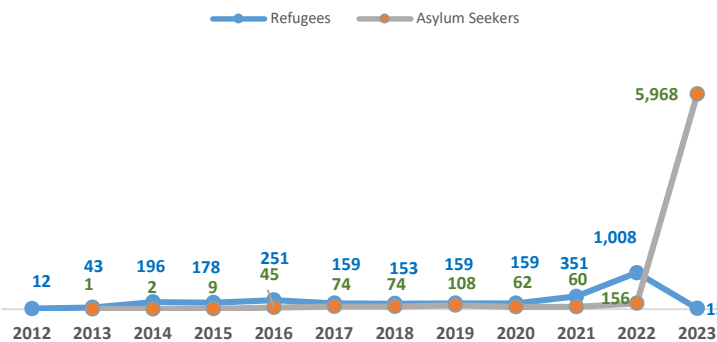
**Around 4,223 asylum-seekers were registered on family level (Registration level 1)*



REFUGEES AND ASYLUM SEEKERS IN BENIN

| | 0-4 | | 5-11 | | 12-17 | | 18-59 | | 60+ | | TOTAL |
|--------------|------------|------------|--------------|--------------|------------|------------|--------------|--------------|------------|-----------|--------------|
| | FEMALES | MALES | FEMALES | MALES | FEMALES | MALES | FEMALES | MALES | FEMALES | MALES | |
| ALIBORI | | | | | | | | 1 | | | 1 |
| ATACORA | 625 | 639 | 1,049 | 1,042 | 406 | 404 | 1,748 | 813 | 123 | 65 | 6,914 |
| ATLANTIQUE | 2 | | 4 | 2 | 5 | 4 | 62 | 84 | 2 | | 165 |
| BORGOU | | | | | | | 1 | 1 | | | 2 |
| COUFFO | | | | | | | 1 | | | | 1 |
| DONGA | | | | | | | 1 | | | | 1 |
| LITTORAL | 54 | 57 | 117 | 145 | 88 | 101 | 585 | 892 | 19 | 14 | 2,072 |
| OUEME | | | 1 | | 1 | 1 | 15 | 60 | 1 | 4 | 83 |
| PLATEAU | | | | | | | 1 | 1 | | | 2 |
| ZOU | | | | | | | 1 | | | | 1 |
| TOTAL | 681 | 696 | 1,171 | 1,189 | 500 | 510 | 2,415 | 1,852 | 145 | 83 | 9,242 |

POPULATION TRENDS BY YEAR



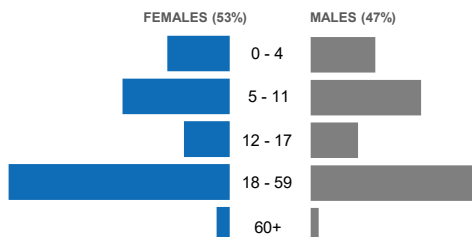
PERSONS WITH SPECIFIC NEEDS*



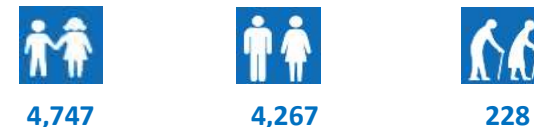
| POPULATION GROUP | FEMALES | MALES |
|--|---------|-------|
| WOMEN AT RISK | 230 | |
| CHILDREN AT RISK | 02 | 06 |
| OLDER PERSONS AT RISK | 17 | 10 |
| SINGLE PARENT | 157 | 02 |
| UNACCOMPANIED OR SEPARATED CHILDREN | 27 | 38 |
| PERSONS WITH REDUCED MOBILITY | 11 | 40 |
| PERSONS WITH SERIOUS MEDICAL CONDITION | 17 | 13 |

* One individual can have several specific needs

BREAKDOWN OF THE POPULATION (GENDER AND AGE COHORT)



BREAKDOWN OF THE POPULATION (AGE COHORT)



MAIN NATIONALITIES

| | |
|--------------|-------|
| TOGO | 4,412 |
| BURKINA FASO | 2,494 |
| CAR | 1,373 |
| CAMEROON | 208 |
| CHAD | 152 |
| COD | 96 |
| MALI | 75 |
| SYRIE | 57 |
| SUDAN | 54 |
| NIGERIA | 53 |

OTHER NATIONALITIES

| | | |
|--------------|----------------|-----------------|
| NIGER:44 | AFGHANISTAN: 4 | IRAQ: 1 |
| ICO: 29 | BURUNDI:3 | LIBYA: 1 |
| YEMEN: 20 | ETHIOPIA: 2 | UGANDA:1 |
| GUINEA: 14 | ALGERIA: 2 | JORDANIA:1 |
| COB:14 | LEBANON: 2 | UKRAINIA: 1 |
| TURKEY:10 | SENEGAL: 2 | SIERRA LEONE: 1 |
| SRI LANKA: 7 | EGYPT: 1 | SPAIN:1 |
| SOMALIA: 6 | GABON: 1 | GHANA: 1 |
| PAKISTAN: 5 | HAITI: 1 | ROMANIE: 1 |
| ERITREA: 5 | PALESTINE: 1 | GHANA: 1 |
| RWANDA: 5 | TUNISIA: 1 | MADAGASCAR: 1 |
| LIBERIA: 5 | SOUTH SUDAN: 1 | |