



Tanzania Refugee Population Update

as of 31 May 2023



Key Figures



255,600*

Population of Concern

84.0%
214,744
Living in camps

7.5%
19,100
Living in settlements

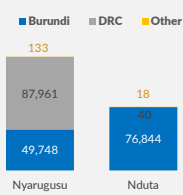
8.4%
21,507
Living in villages

0.1%
249
Living in urban area

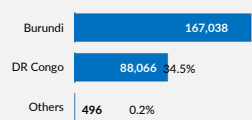
85%
217,088
Refugees

15%
38,512
Asylum-seekers

Camp-based population by country of origin



Country of origin

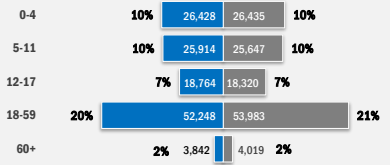


Age and Gender

55%
0-17
Children

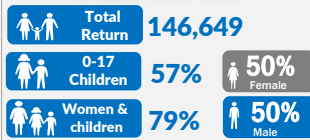
3%
60+
Older People

Age (Years)



Durable Solutions

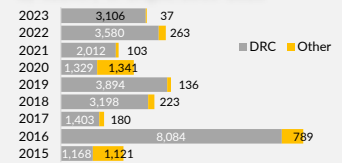
Voluntary return of Burundian refugees, 2017-2023



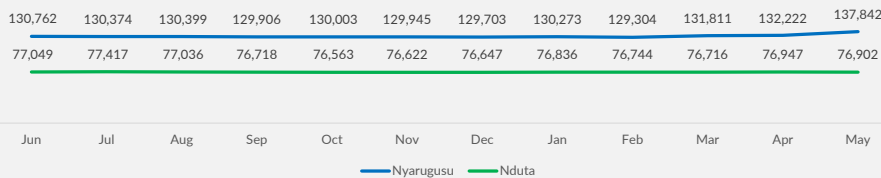
Local integration

162,000 former Burundian refugees (1972) granted citizenship by the Government of Tanzania.

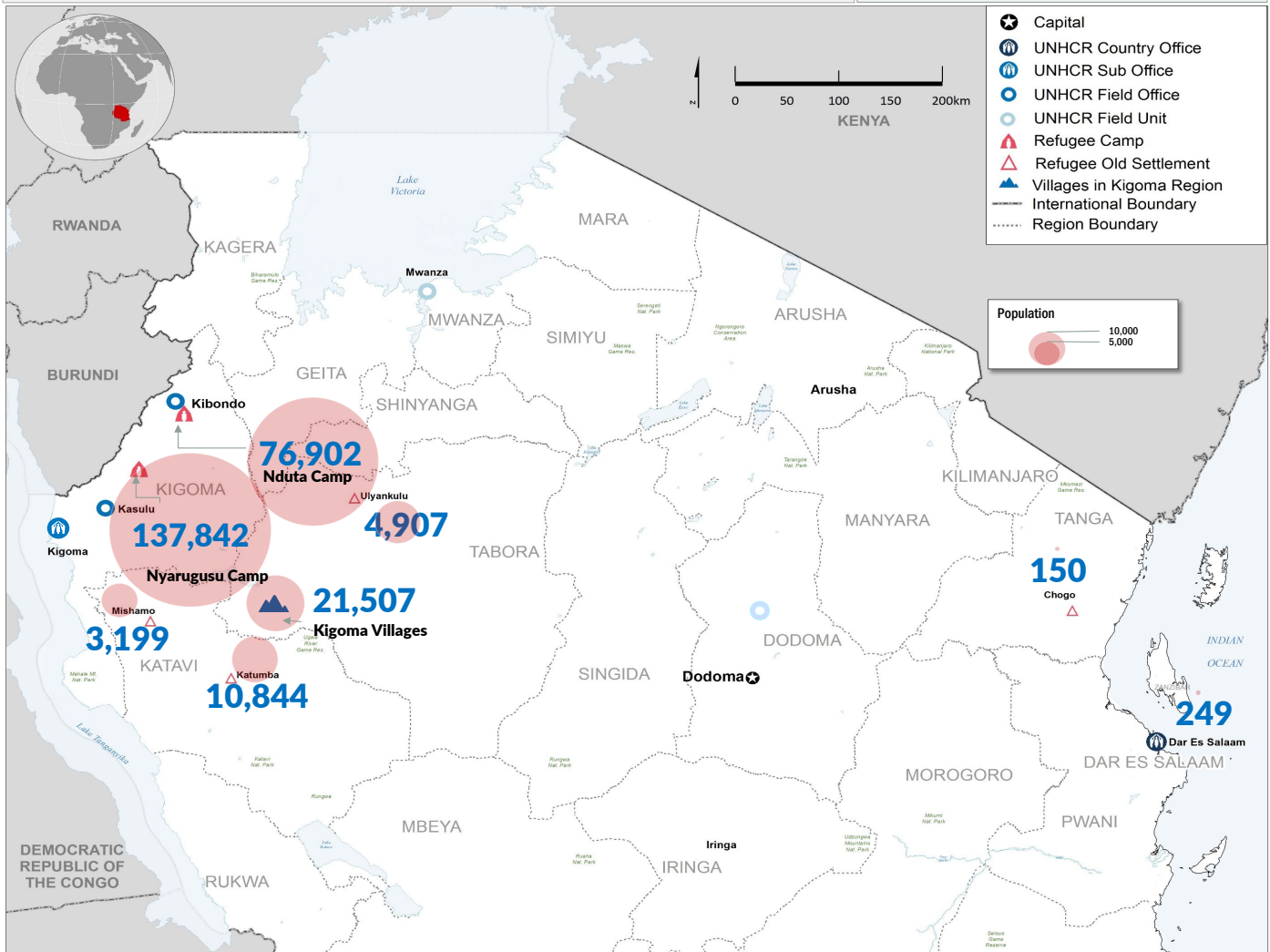
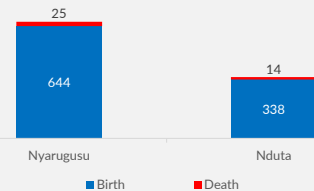
Resettlement departures by country of origin, 2015-2023



Camp population trend: June 2022 to May 2023



Births vs Deaths



The boundaries and names shown and the designations used on this map do not imply official endorsement or acceptance by the United Nations. Sources: Boundaries: UNCS; Background: USGS; Data: Government of Tanzania, UNHCR.

For more information, please contact: MALLYA@unhcr.org or visit: <https://data2.unhcr.org/en/situations/burundi/location>