UNHCR
The UN Refugee Agency

SUDAN
Overview of Refugees and Asylum Seekers Distribution & Internal Movement in Sudan

as of 11 June 2023

Introduction:

Sudan continues hosting many refugees and asylum seekers, with **1,144,675** individuals reported at the end of March 2023, including **47%** female, **48%** children and **6%** elderly refugees.

Since armed clashes erupted in Sudan in mid-April, civilians are moving to safer places. Those forced movements are observed within Sudan towards White Nile, East and Port Sudan states (away from Khartoum and the Darfur's) and out of the country into the neighboring countries. The internal as well as the outflow will concern Sudanese, documented and non-documented asylum seekers and refugees, third country nationals, stateless persons, escalating further the numbers of IDP, refugees within and out of Sudan.

REFUGEES AND ASYLUM SEEKERS DISTRIBUTION (AS OF 31 MARCH 2023,PRE-CRISIS):

Scan or Click on the QR code to access updated interactive dashbaord

1,144,675 Individuals

381,558 Households

Age-gender Breakdown[1]

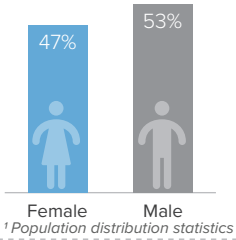

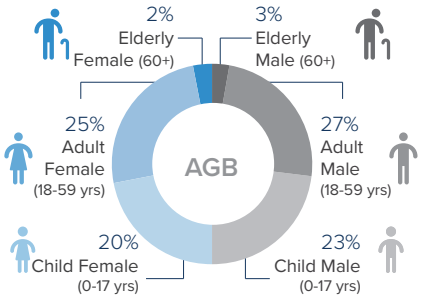

Population Distribution

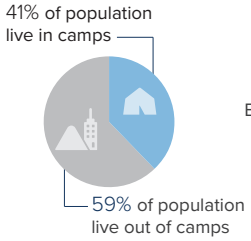

Country of Origin

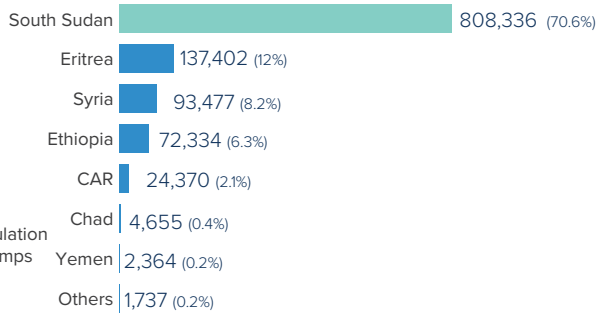

[1] *Population distribution statistics are based on registered individuals only.*

ESTIMATED REFUGEES AND ASYLUM SEEKERS INTERNAL MOVEMENT (POST 15 APRIL 2023) *:

175,751 Individuals

39,033 Households

37% Verified
17 K Individually Registered
48 K Household Registered

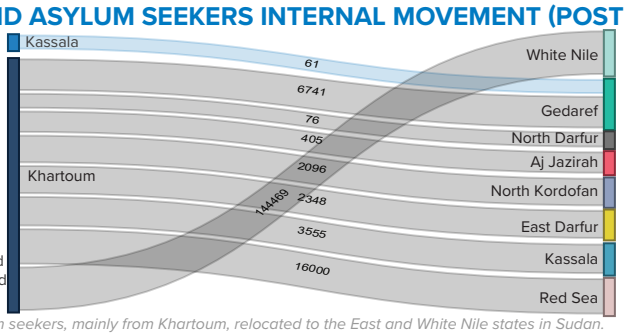

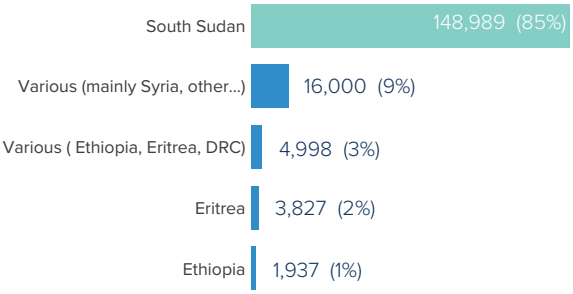

*Since mid-April, 176k refugees and asylum seekers, mainly from Khartoum, relocated to the East and White Nile states in Sudan. UNHCR and its partners will continue to map movements of refugees and asylum seekers to safer places within Sudan.

Sources: UNHCR, Commission of Refugees (CoR)

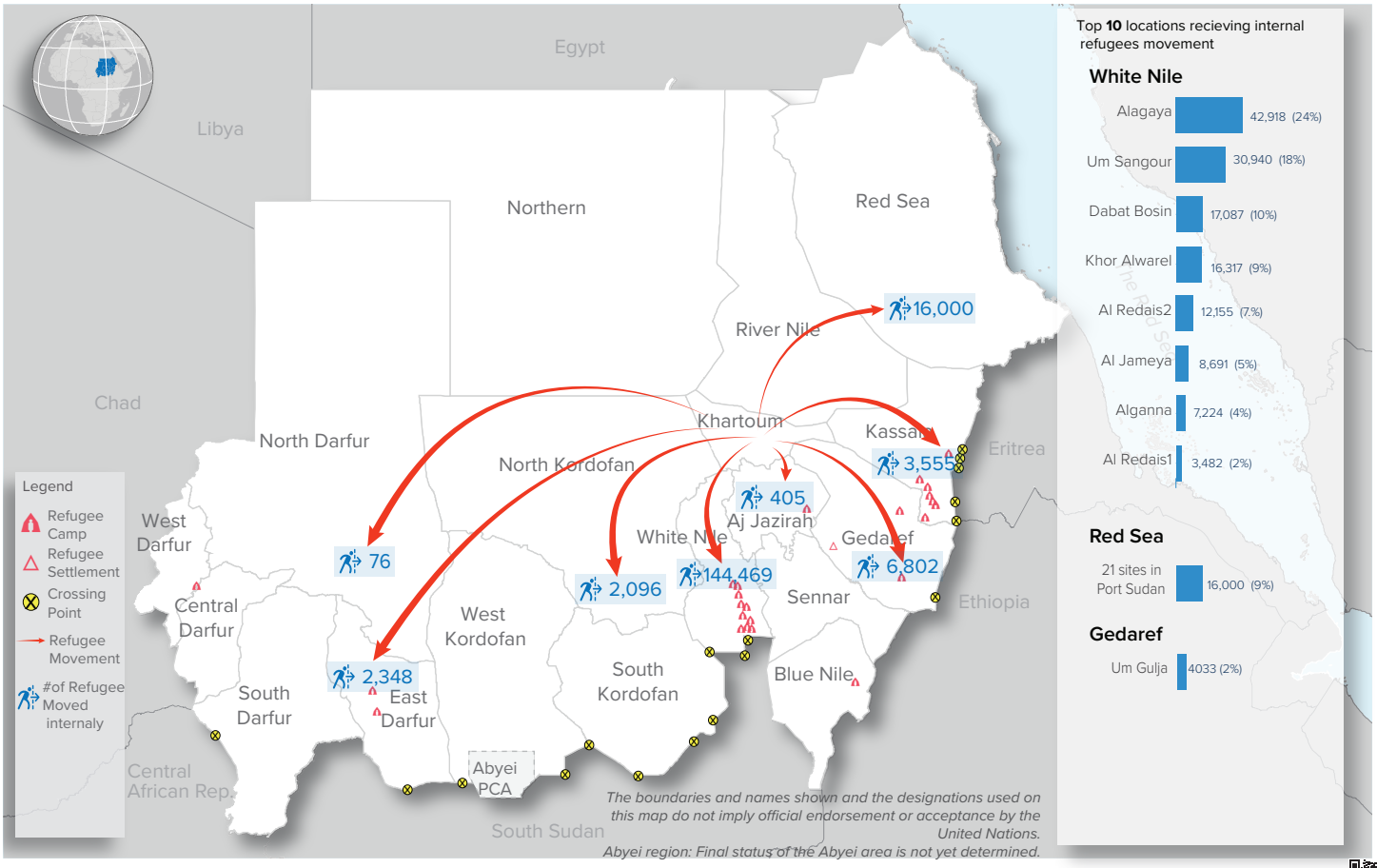

This document and further information are available on an interactive dashboard please click here or scan the QR code.
For Feedback Contact: UNHCR - Sudan, Information Management Unit, SUDKHIM@unhcr.orgl Registration Unit, SUDKHREG@unhcr.org