UNHCR The UN Refugee Agency | Somalia

PROTECTION & RETURN MONITORING NETWORK (PRMN)

AWDAL, SOMALIA | MAY 2023

	MAY 2023	IN 2023
# OF INCIDENTS THAT CAUSED DISPLACEMENT	36	278
# OF NEWLY DISPLACED POPULATION	263	3,137
# OF PROTECTION VIOLATIONS RECORDED[1]	17	48

[1]Some protection violations were not recorded due to security risks in some regions.

TRIGGERS OF DISPLACEMENT (MAY 2023 IN %)

Drought	100%
Flood	0%
Other	0%
Conflict	0%

DEMOGRAPHIC (MAY 2023)[3]

Girls	Boys	Women	Men	Elderly
87	87	41	35	13

[3]Disaggregated data for displaced persons are based on those displacement reports where data has been collected at household level.

PROTECTION VIOLATIONS CONCERNING CHILDREN, WOMEN AND MINORITIES (2023 IN %)

Children	Women	Minorities[2]
33%	81%	0%

[2]Members of minority clans include the Benadiri, Bantu, Mayle, Barawans, Gardere, Yakabur and Rahanweyne.

SPECIFIC NEEDS OF THOSE WHO EXPERIENCED PROTECTION VIOLATIONS (IN 2023)[4]

Child at risk	Women at risk	Disabilities	Elderly at risk	Others[5]
0%	100%	0%	0%	0%

[4]In May 2023, 3 specific needs were recorded of those individuals who experienced protection violations.
[5]Others who are at risk include the following categories family unit, specific legal and physical protection needs, unaccompanied or seperate child, pregnant or lactating, serious medical condition, single parent, SGBV and torture.
Individuals can have multiple vulnerabilities

DISPLACEMENT LOCATION (MAY 2023)

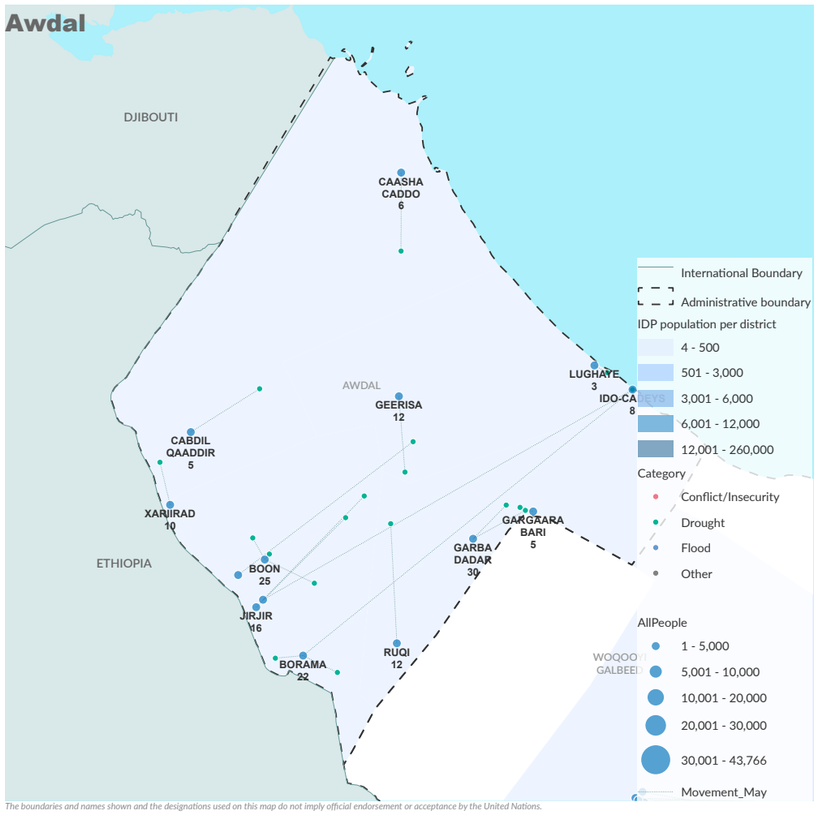

The boundaries and names shown and the designations used on this map do not imply official endorsement or acceptance by the United Nations.

Borama district was the district with the highest recorded displacement incidents in the region (182).

77 individuals were displaced to Cara-Cad settlement, making it the largest displacement incident due to Drought.

Baki district was the district with the second highest recorded displacement incidents in the region (47).

30 individuals were displaced to Garba Dadar settlement, making it the second largest displacement incident due to Drought.

Lughaye district was the district with the third highest recorded displacement incidents in the region (23).

12 individuals were displaced to Geerisa settlement, making it the third largest displacement incident due to Drought.

In May 2023, 2% of protection violations across Somalia were recorded in Awdal region.

Borama district had the highest recorded percentage of protection violations across the Awdal region (88%).

The highest recorded protection violations in the region from January to May 2023 include the following:

- Domestic Violence (40%)
- Attempted rape (38%).

Borama district was the distict with the highest number of protection violations in the region from January 2016 to May 2023 (1,187).

PRIORITY NEED ON ARRIVAL (MAY 2023 IN %)

Food	16%
Water	0%
Shelter	0%
Health	0%
Protection[4]	0%
Livelihood	81%
Transport	0%
Other	3%

[6]Protection figures are underreported due to the concerns related to the sensitivety of this topic in the context of Somalia.

This dashboard should be read in conjunction with the Notes on PRMN Methodology which outline the approach and certain limitations. More information on Somalia can be found on the UNHCR Somalia Data Portal.

Implemented by:

NRC NORWEGIAN REFUGEE COUNCIL

UNHCR is grateful for the generous contributions of donors who have directly contributed to the UNHCR Somalia operation in 2023

United Nations CERF Central Emergency Response Fund

From the People of Japan

WFP World Food Programme

UNHCR The UN Refugee Agency | Somalia

PROTECTION & RETURN MONITORING NETWORK (PRMN)

BAKOOL, SOMALIA | MAY 2023

	MAY 2023	IN 2023
# OF INCIDENTS THAT CAUSED DISPLACEMENT	283	1,466
# OF NEWLY DISPLACED POPULATION	2,046	39,422
# OF PROTECTION VIOLATIONS RECORDED[1]	48	213

[1]Some protection violations were not recorded due to security risks in some regions.

TRIGGERS OF DISPLACEMENT (MAY 2023 IN %)

Drought	100%
Flood	0%
Other	0%
Conflict	0%

DEMOGRAPHIC (MAY 2023)[3]

Girls	Boys	Women	Men	Elderly
675	678	319	273	101

[3]Disaggregated data for displaced persons are based on those displacement reports where data has been collected at household level.

PROTECTION VIOLATIONS CONCERNING CHILDREN, WOMEN AND MINORITIES (2023 IN %)

Children	Women	Minorities[2]
7%	97%	0%

[2]Members of minority clans include the Benadiri, Bantu, Mayle, Barawans, Gardere, Yakabur and Rahanweyne.

SPECIFIC NEEDS OF THOSE WHO EXPERIENCED PROTECTION VIOLATIONS (IN 2023)[4]

Child at risk	Women at risk	Disabilities	Elderly at risk	Others[5]
54%	46%	0%	0%	0%

[4]In May 2023, 8 specific needs were recorded of those individuals who experienced protection violations.
[5]Others who are at risk include the following categories family unit, specific legal and physical protection needs, unaccompanied or seperate child, pregnant or lactating, serious medical condition, single parent, SGBV and torture.
Individuals can have multiple vulnerabilities

DISPLACEMENT LOCATION (MAY 2023)

Bakool

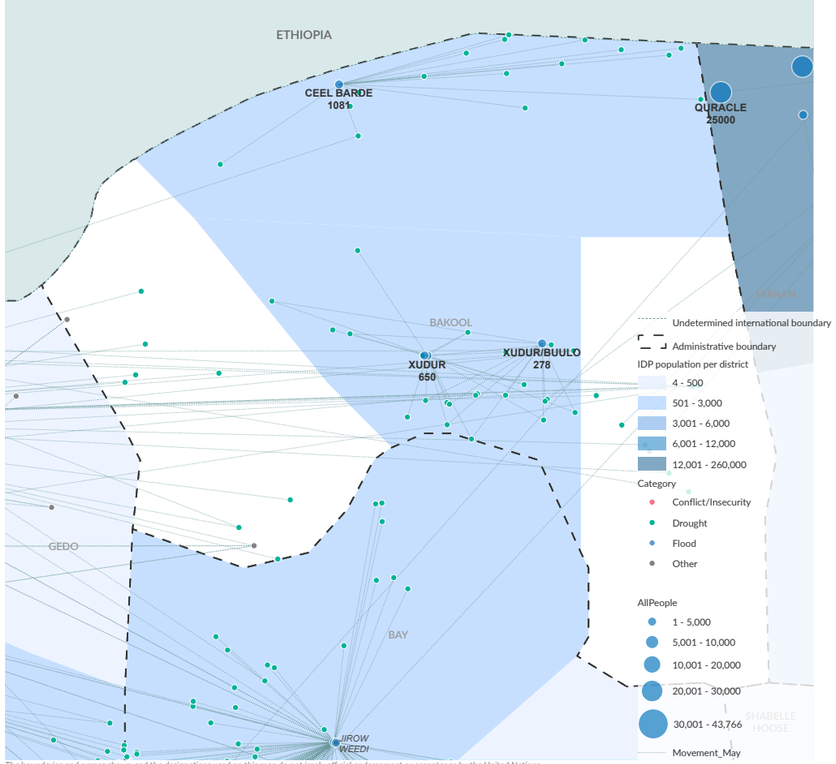

The boundaries and names shown and the designations used on this map do not imply official endorsement or acceptance by the United Nations.

Ceel Barde district was the district with the highest recorded displacement incidents in the region (1,081).

1,081 individuals were displaced to Ceel Barde settlement, making it the largest displacement incident due to Drought.

Xudur district was the district with the second highest recorded displacement incidents in the region (965).

650 individuals were displaced to Xudur settlement, making it the second largest displacement incident due to Drought.

- district was the district with the third highest recorded displacement incidents in the region (-).

- individuals were displaced to - settlement, making it the third largest displacement incident due to -.

In May 2023, 7% of protection violations across Somalia were recorded in Awdal region.

Xudur district had the highest recorded percentage of protection violations across the Awdal region (54%).

The highest recorded protection violations in the region from January to May 2023 include the following:

- Domestic Violence (93%)
- Female Genital Mutilation (FGM) (5%).

Xudur district was the distict with the highest number of protection violations in the region from January 2016 to May 2023 (854).

PRIORITY NEED ON ARRIVAL (MAY 2023 IN %)

Food	97%
Water	0%
Shelter	0%
Health	3%
Protection[4]	0%
Livelihood	0%
Transport	0%
Other	1%

[6]Protection figures are underreported due to the concerns related to the sensitivity of this topic in the context of Somalia.

This dashboard should be read in conjunction with the Notes on PRMN Methodology which outline the approach and certain limitations. More information on Somalia can be found on the UNHCR Somalia Data Portal.

Implemented by:

NRC NORWEGIAN REFUGEE COUNCIL

UNHCR is grateful for the generous contributions of donors who have directly contributed to the UNHCR Somalia operation in 2023

United Nations CERF Central Emergency Response Fund

From the People of Japan

WFP World Food Programme

UNHCR The UN Refugee Agency | Somalia

PROTECTION & RETURN MONITORING NETWORK (PRMN)

BANADIR, SOMALIA | MAY 2023

	MAY 2023	IN 2023
# OF INCIDENTS THAT CAUSED DISPLACEMENT	252	1,344
# OF NEWLY DISPLACED POPULATION	12,826	108,880
# OF PROTECTION VIOLATIONS RECORDED[1]	73	461

[1]Some protection violations were not recorded due to security risks in some regions.

TRIGGERS OF DISPLACEMENT (MAY 2023 IN %)

Drought	73%
Flood	1%
Other	0%
Conflict	26%

DEMOGRAPHIC (MAY 2023)[3]

Girls	Boys	Women	Men	Elderly
4,231	4,250	2,001	1,708	636

[3]Disaggregated data for displaced persons are based on those displacement reports where data has been collected at household level.

PROTECTION VIOLATIONS CONCERNING CHILDREN, WOMEN AND MINORITIES (2023 IN %)

Children	Women	Minorities[2]
9%	38%	9%

[2]Members of minority clans include the Benadiri, Bantu, Mayle, Barawans, Gardere, Yakabur and Rahanweyne.

SPECIFIC NEEDS OF THOSE WHO EXPERIENCED PROTECTION VIOLATIONS (IN 2023)[4]

Child at risk	Women at risk	Disabilities	Elderly at risk	Others[5]
29%	67%	0%	0%	4%

[4]In May 2023, 17 specific needs were recorded of those individuals who experienced protection violations.
[5]Others who are at risk include the following categories family unit, specific legal and physical protection needs, unaccompanied or seperate child, pregnant or lactating, serious medical condition, single parent, SGBV and torture. Individuals can have multiple vulnerabilities

DISPLACEMENT LOCATION (MAY 2023)

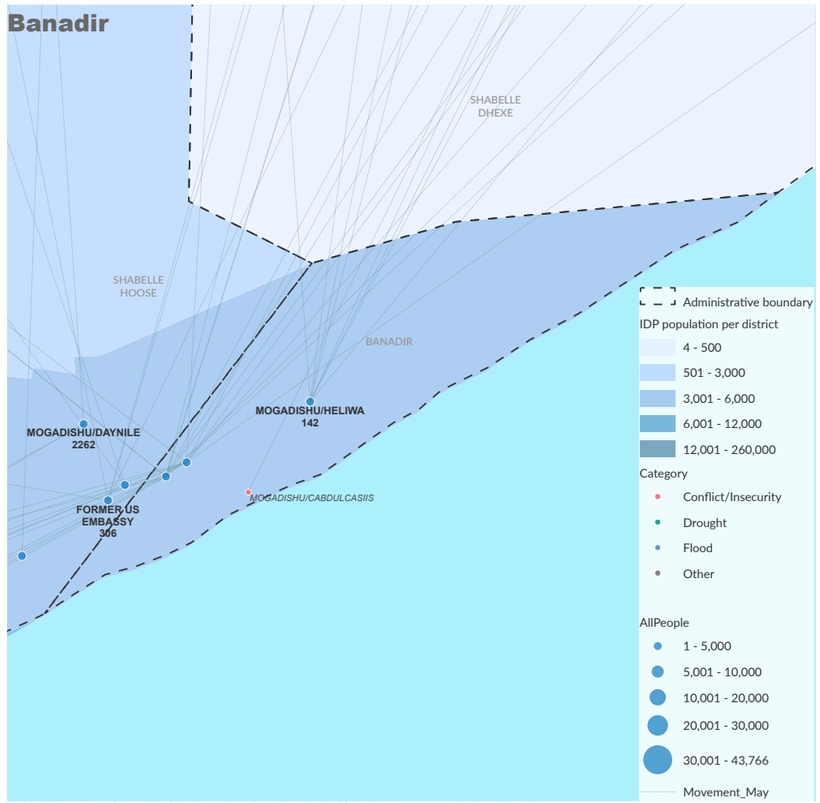

The boundaries and names shown and the designations used on this map do not imply official endorsement or acceptance by the United Nations.

Banadir district was the district with the highest recorded displacement incidents in the region (12,826).

8,540 individuals were displaced to Kaxda/ Mogadishu settlement, making it the largest displacement incident due to Drought.

0 district was the district with the second highest recorded displacement incidents in the region (-).

1,634 individuals were displaced to Mogadishu/ Daynile settlement, making it the second largest displacement incident due to Conflict/Insecurity.

- district was the district with the third highest recorded displacement incidents in the region (-).

89 individuals were displaced to Mogadishu/Heliwa settlement, making it the third largest displacement incident due to Flood.

In May 2023, 10% of protection violations across Somalia were recorded in Awdal region.

Banadir district had the highest recorded percentage of protection violations across the Awdal region (100%).

The highest recorded protection violations in the region from January to May 2023 include the following:

- Physical Assault/Attack Not Resulting In Death (38%)
- Killing/Manslaughter (24%).

Banadir district was the distict with the highest number of protection violations in the region from January 2016 to May 2023 (8,700).

PRIORITY NEED ON ARRIVAL (MAY 2023 IN %)

Food	76%
Water	0%
Shelter	2%
Health	0%
Protection[4]	0%
Livelihood	17%
Transport	0%
Other	4%

[6]Protection figures are underreported due to the concerns related to the sensitivey of this topic in the context of Somalia.

This dashboard should be read in conjunction with the Notes on PRMN Methodology which outline the approach and certain limitations. More information on Somalia can be found on the UNHCR Somalia Data Portal.

Implemented by: NRC NORWEGIAN REFUGEE COUNCIL

UNHCR is grateful for the generous contributions of donors who have directly contributed to the UNHCR Somalia operation in 2023

United Nations CERF Central Emergency Response Fund | WFP World Food Programme | From the People of Japan

UNHCR The UN Refugee Agency | Somalia

PROTECTION & RETURN MONITORING NETWORK (PRMN)

BARI, SOMALIA | MAY 2023

	MAY 2023	IN 2023
# OF INCIDENTS THAT CAUSED DISPLACEMENT	327	1,011
# OF NEWLY DISPLACED POPULATION	6,443	64,938
# OF PROTECTION VIOLATIONS RECORDED[1]	43	250

[1]Some protection violations were not recorded due to security risks in some regions.

TRIGGERS OF DISPLACEMENT (MAY 2023 IN %)

Drought	61%
Flood	38%
Other	0%
Conflict	1%

DEMOGRAPHIC (MAY 2023)[3]

Girls	Boys	Women	Men	Elderly
2,125	2,135	1,005	858	319

[3]Disaggregated data for displaced persons are based on those displacement reports where data has been collected at household level.

PROTECTION VIOLATIONS CONCERNING CHILDREN, WOMEN AND MINORITIES (2023 IN %)

Children	Women	Minorities[2]
18%	98%	29%

[2]Members of minority clans include the Benadiri, Bantu, Mayle, Barawans, Gardere, Yakabur and Rahanweyne.

SPECIFIC NEEDS OF THOSE WHO EXPERIENCED PROTECTION VIOLATIONS (IN 2023)[4]

Child at risk	Women at risk	Disabilities	Elderly at risk	Others[5]
9%	79%	0%	0%	12%

[4]In May 2023, 13 specific needs were recorded of those individuals who experienced protection violations.
[5]Others who are at risk include the following categories family unit, specific legal and physical protection needs, unaccompanied or seperate child, pregnant or lactating, serious medical condition, single parent, SGBV and torture.
Individuals can have multiple vulnerabilities

DISPLACEMENT LOCATION (MAY 2023)

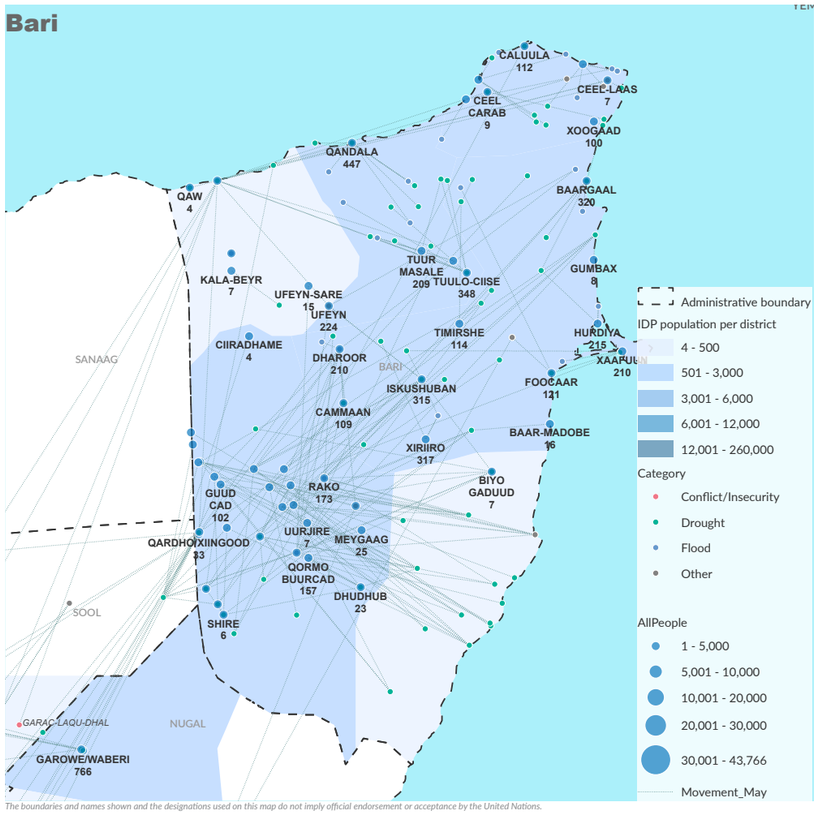

Iskushuban district was the district with the highest recorded displacement incidents in the region (1,955).

414 individuals were displaced to Qandala settlement, making it the largest displacement incident due to Flood.

Qardho district was the district with the second highest recorded displacement incidents in the region (1,730).

367 individuals were displaced to Jedad settlement, making it the second largest displacement incident due to Drought.

Qandala district was the district with the third highest recorded displacement incidents in the region (1,126).

312 individuals were displaced to Budunbuto settlement, making it the third largest displacement incident due to Other.

In May 2023, 6% of protection violations across Somalia were recorded in Awdal region.

Bossaso district had the highest recorded percentage of protection violations across the Awdal region (98%).

The highest recorded protection violations in the region from January to May 2023 include the following:

- Domestic Violence (58%)
- Attempted rape (15%).

Bossaso district was the distict with the highest number of protection violations in the region from January 2016 to May 2023 (1,782).

PRIORITY NEED ON ARRIVAL (MAY 2023 IN %)

Food	34%
Water	0%
Shelter	3%
Health	2%
Protection[4]	0%
Livelihood	56%
Transport	0%
Other	3%

[6]Protection figures are underreported due to the concerns related to the sensitivity of this topic in the context of Somalia.

This dashboard should be read in conjunction with the Notes on PRMN Methodology which outline the approach and certain limitations. More information on Somalia can be found on the UNHCR Somalia Data Portal.

Implemented by:

NRC NORWEGIAN REFUGEE COUNCIL

UNHCR is grateful for the generous contributions of donors who have directly contributed to the UNHCR Somalia operation in 2023

United Nations CERF Central Emergency Response Fund

From the People of Japan

WFP World Food Programme

UNHCR The UN Refugee Agency | Somalia

PROTECTION & RETURN MONITORING NETWORK (PRMN)

BAY, SOMALIA | MAY 2023

	MAY 2023	IN 2023
# OF INCIDENTS THAT CAUSED DISPLACEMENT	357	1,877
# OF NEWLY DISPLACED POPULATION	2,398	105,216
# OF PROTECTION VIOLATIONS RECORDED[1]	1	22

[1]Some protection violations were not recorded due to security risks in some regions.

TRIGGERS OF DISPLACEMENT (MAY 2023 IN %)

Drought	99%
Flood	0%
Other	1%
Conflict	0%

DEMOGRAPHIC (MAY 2023)[3]

Girls	Boys	Women	Men	Elderly
791	795	374	319	119

[3]Disaggregated data for displaced persons are based on those displacement reports where data has been collected at household level.

PROTECTION VIOLATIONS CONCERNING CHILDREN, WOMEN AND MINORITIES (2023 IN %)

Children	Women	Minorities[2]
5%	32%	0%

[2]Members of minority clans include the Benadiri, Bantu, Mayle, Barawans, Gardere, Yakabur and Rahanweyne.

SPECIFIC NEEDS OF THOSE WHO EXPERIENCED PROTECTION VIOLATIONS (IN 2023)[4]

Child at risk	Women at risk	Disabilities	Elderly at risk	Others[5]
0%	38%	0%	0%	63%

[4]In May 2023, 1 specific needs were recorded of those individuals who experienced protection violations.
[5]Others who are at risk include the following categories family unit, specific legal and physical protection needs, unaccompanied or seperate child, pregnant or lactating, serious medical condition, single parent, SGBV and torture.
Individuals can have multiple vulnerabilities

DISPLACEMENT LOCATION (MAY 2023)

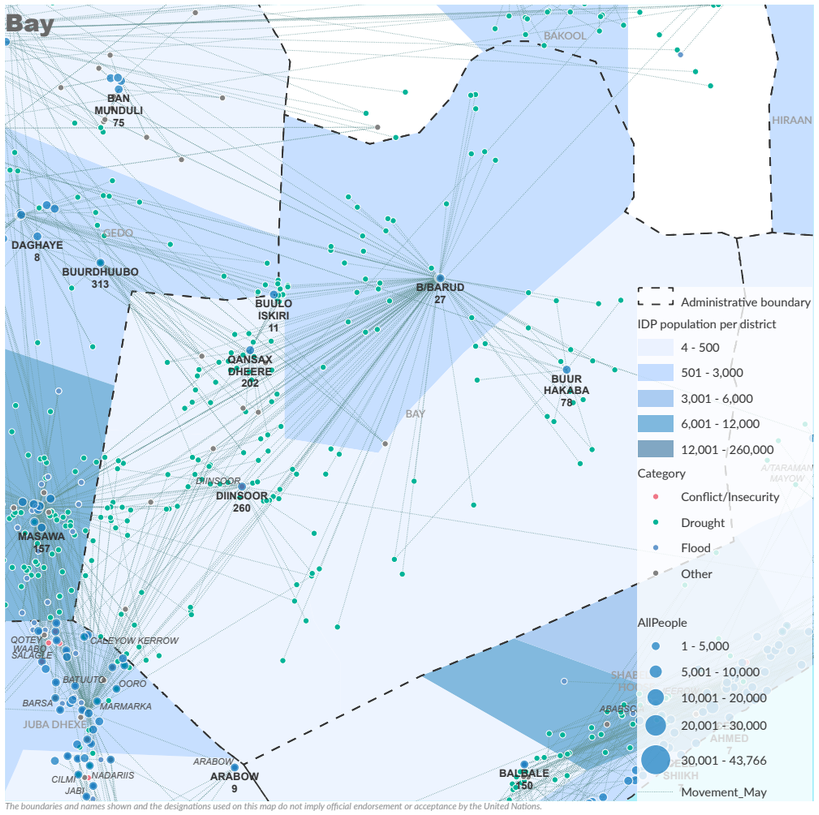

The boundaries and names shown and the designations used on this map do not imply official endorsement or acceptance by the United Nations.

Baidoa district was the district with the highest recorded displacement incidents in the region (1,858).

1,701 individuals were displaced to Baidoa settlement, making it the largest displacement incident due to Drought.

Diinsoor district was the district with the second highest recorded displacement incidents in the region (260).

260 individuals were displaced to Diinsoor settlement, making it the second largest displacement incident due to Drought.

Qansax Dheere district was the district with the third highest recorded displacement incidents in the region (202).

202 individuals were displaced to Qansax Dheere settlement, making it the third largest displacement incident due to Drought.

In May 2023, 0% of protection violations across Somalia were recorded in Awdal region.

Diinsoor district had the highest recorded percentage of protection violations across the Awdal region (100%).

The highest recorded protection violations in the region from January to May 2023 include the following:

- Illegal Arrest and Detention (32%)
- Rape (18%).

Baidoa district was the distict with the highest number of protection violations in the region from January 2016 to May 2023 (3,536).

PRIORITY NEED ON ARRIVAL (MAY 2023 IN %)

Food	94%
Water	0%
Shelter	0%
Health	0%
Protection[4]	0%
Livelihood	0%
Transport	0%
Other	6%

[6]Protection figures are underreported due to the concerns related to the sensitivey of this topic in the context of Somalia.

This dashboard should be read in conjunction with the Notes on PRMN Methodology which outline the approach and certain limitations. More information on Somalia can be found on the UNHCR Somalia Data Portal.

Implemented by:

NRC NORWEGIAN REFUGEE COUNCIL

UNHCR is grateful for the generous contributions of donors who have directly contributed to the UNHCR Somalia operation in 2023

United Nations CERF Central Emergency Response Fund

From the People of Japan

WFP World Food Programme

UNHCR The UN Refugee Agency | Somalia

PROTECTION & RETURN MONITORING NETWORK (PRMN)

GALGADUUD, SOMALIA | MAY 2023

	MAY 2023	IN 2023
# OF INCIDENTS THAT CAUSED DISPLACEMENT	9	84
# OF NEWLY DISPLACED POPULATION	164	157,023
# OF PROTECTION VIOLATIONS RECORDED[1]	14	34

[1]Some protection violations were not recorded due to security risks in some regions.

TRIGGERS OF DISPLACEMENT (MAY 2023 IN %)

Drought	12%
Flood	0%
Other	0%
Conflict	88%

DEMOGRAPHIC (MAY 2023)[3]

Girls	Boys	Women	Men	Elderly
54	54	26	22	8

[3]Disaggregated data for displaced persons are based on those displacement reports where data has been collected at household level.

PROTECTION VIOLATIONS CONCERNING CHILDREN, WOMEN AND MINORITIES (2023 IN %)

Children	Women	Minorities[2]
32%	56%	0%

[2]Members of minority clans include the Benadiri, Bantu, Mayle, Barawans, Gardere, Yakabur and Rahanweyne.

SPECIFIC NEEDS OF THOSE WHO EXPERIENCED PROTECTION VIOLATIONS (IN 2023)[4]

Child at risk	Women at risk	Disabilities	Elderly at risk	Others[5]
37%	32%	0%	0%	32%

[4]In May 2023, 0 specific needs were recorded of those individuals who experienced protection violations.
[5]Others who are at risk include the following categories family unit, specific legal and physical protection needs, unaccompanied or seperate child, pregnant or lactating, serious medical condition, single parent, SGBV and torture.
Individuals can have multiple vulnerabilities

DISPLACEMENT LOCATION (MAY 2023)

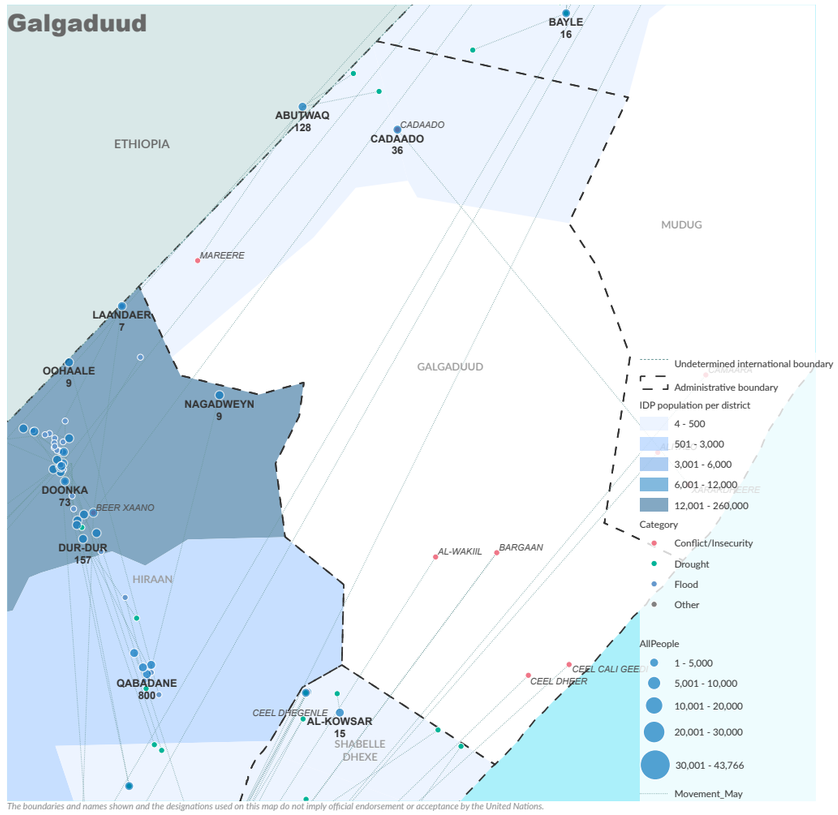

The boundaries and names shown and the designations used on this map do not imply official endorsement or acceptance by the United Nations.

Cabudwaaq district was the district with the highest recorded displacement incidents in the region (128).

108 individuals were displaced to Abutwaq settlement, making it the largest displacement incident due to Conflict/Insecurity.

Cadaado district was the district with the second highest recorded displacement incidents in the region (36).

36 individuals were displaced to Cadaado settlement, making it the second largest displacement incident due to Conflict/Insecurity.

- district was the district with the third highest recorded displacement incidents in the region (-).

20 individuals were displaced to Abutwaq settlement, making it the third largest displacement incident due to Drought.

In May 2023, 2% of protection violations across Somalia were recorded in Awdal region.

Cabudwaaq district had the highest recorded percentage of protection violations across the Awdal region (86%).

The highest recorded protection violations in the region from January to May 2023 include the following:

- Killing/Manslaughter (26%)
- Kidnapping/Abduction (26%).

Dhuusamarreeb district was the distict with the highest number of protection violations in the region from January 2016 to May 2023 (541).

PRIORITY NEED ON ARRIVAL (MAY 2023 IN %)

Food	66%
Water	0%
Shelter	20%
Health	0%
Protection[4]	0%
Livelihood	0%
Transport	0%
Other	15%

[6]Protection figures are underreported due to the concerns related to the sensitivey of this topic in the context of Somalia.

This dashboard should be read in conjunction with the Notes on PRMN Methodology which outline the approach and certain limitations. More information on Somalia can be found on the UNHCR Somalia Data Portal.

Implemented by:

NRC NORWEGIAN REFUGEE COUNCIL

UNHCR is grateful for the generous contributions of donors who have directly contributed to the UNHCR Somalia operation in 2023

United Nations CERF Central Emergency Response Fund

From the People of Japan

WFP World Food Programme

UNHCR The UN Refugee Agency | Somalia

PROTECTION & RETURN MONITORING NETWORK (PRMN)

GEDO, SOMALIA | MAY 2023

	MAY 2023	IN 2023
# OF INCIDENTS THAT CAUSED DISPLACEMENT	719	2,518
# OF NEWLY DISPLACED POPULATION	13,097	199,934
# OF PROTECTION VIOLATIONS RECORDED[1]	52	146

[1]Some protection violations were not recorded due to security risks in some regions.

TRIGGERS OF DISPLACEMENT (MAY 2023 IN %)

Drought	73%
Flood	19%
Other	4%
Conflict	4%

DEMOGRAPHIC (MAY 2023)[3]

Girls	Boys	Women	Men	Elderly
4,320	4,340	2,043	1,744	649

[3]Disaggregated data for displaced persons are based on those displacement reports where data has been collected at household level.

PROTECTION VIOLATIONS CONCERNING CHILDREN, WOMEN AND MINORITIES (2023 IN %)

Children	Women	Minorities[2]
27%	42%	3%

[2]Members of minority clans include the Benadiri, Bantu, Mayle, Barawans, Gardere, Yakabur and Rahanweyne.

SPECIFIC NEEDS OF THOSE WHO EXPERIENCED PROTECTION VIOLATIONS (IN 2023)[4]

Child at risk	Women at risk	Disabilities	Elderly at risk	Others[5]
22%	28%	2%	0%	47%

[4]In May 2023, 6 specific needs were recorded of those individuals who experienced protection violations.
[5]Others who are at risk include the following categories family unit, specific legal and physical protection needs, unaccompanied or seperate child, pregnant or lactating, serious medical condition, single parent, SGBV and torture. Individuals can have multiple vulnerabilities

DISPLACEMENT LOCATION (MAY 2023)

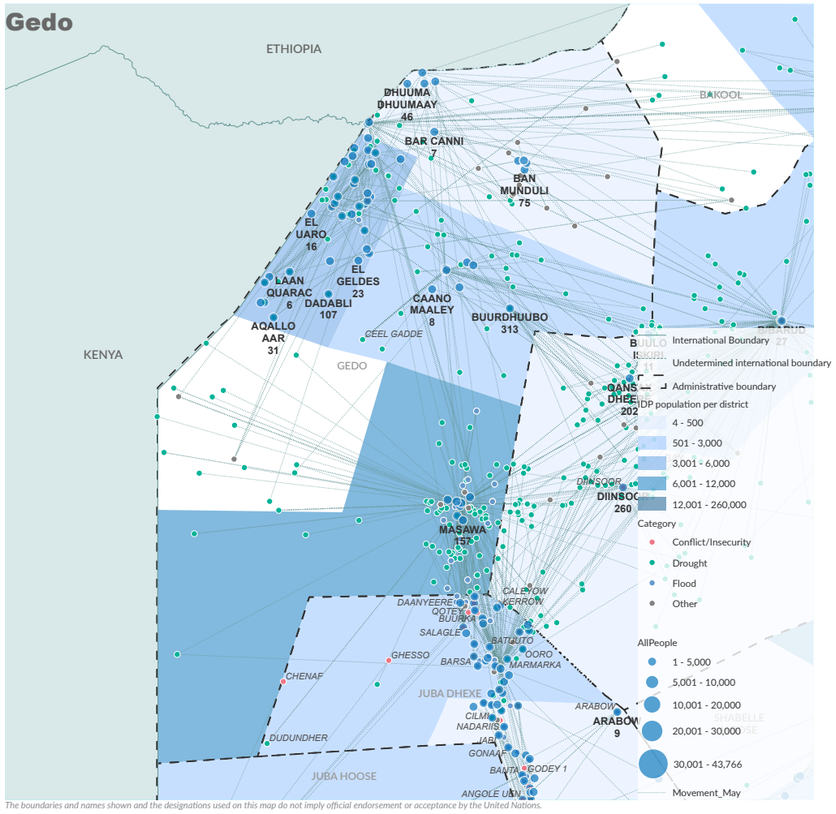

The boundaries and names shown and the designations used on this map do not imply official endorsement or acceptance by the United Nations.

Baardheere district was the district with the highest recorded displacement incidents in the region (7,868).

1,439 individuals were displaced to Baardheere/ Kaskey settlement, making it the largest displacement incident due to Drought.

Belet Xaawo district was the district with the second highest recorded displacement incidents in the region (3,094).

690 individuals were displaced to Baardheere/ Kaskey settlement, making it the second largest displacement incident due to Flood.

Garbahaarey district was the district with the third highest recorded displacement incidents in the region (1,310).

629 individuals were displaced to Geelaq settlement, making it the third largest displacement incident due to Drought.

In May 2023, 7% of protection violations across Somalia were recorded in Awdal region.

Baardheere district had the highest recorded percentage of protection violations across the Awdal region (46%).

The highest recorded protection violations in the region from January to May 2023 include the following:

- Physical Assault/Attack Not Resulting In Death (23%)
- Female Genital Mutilation (FGM) (16%).

Baardheere district was the distict with the highest number of protection violations in the region from January 2016 to May 2023 (502).

PRIORITY NEED ON ARRIVAL (MAY 2023 IN %)

Food	91%
Water	0%
Shelter	0%
Health	1%
Protection[4]	0%
Livelihood	6%
Transport	0%
Other	2%

[6]Protection figures are underreported due to the concerns related to the sensitivety of this topic in the context of Somalia.

This dashboard should be read in conjunction with the Notes on PRMN Methodology which outline the approach and certain limitations. More information on Somalia can be found on the UNHCR Somalia Data Portal.

Implemented by:

NRC NORWEGIAN REFUGEE COUNCIL

UNHCR is grateful for the generous contributions of donors who have directly contributed to the UNHCR Somalia operation in 2023

United Nations CERF Central Emergency Response Fund

From the People of Japan

WFP World Food Programme

UNHCR The UN Refugee Agency | Somalia

PROTECTION & RETURN MONITORING NETWORK (PRMN)

HIRAAN, SOMALIA | MAY 2023

	MAY 2023	IN 2023
# OF INCIDENTS THAT CAUSED DISPLACEMENT	70	446
# OF NEWLY DISPLACED POPULATION	260,080	266,324
# OF PROTECTION VIOLATIONS RECORDED[1]	3	20

[1]Some protection violations were not recorded due to security risks in some regions.

TRIGGERS OF DISPLACEMENT (MAY 2023 IN %)

Drought	0%
Flood	100%
Other	0%
Conflict	0%

DEMOGRAPHIC (MAY 2023)[3]

Girls	Boys	Women	Men	Elderly
85,789	86,183	40,579	34,642	

[3]Disaggregated data for displaced persons are based on those displacement reports where data has been collected at household level.

PROTECTION VIOLATIONS CONCERNING CHILDREN, WOMEN AND MINORITIES (2023 IN %)

Children	Women	Minorities[2]
20%	25%	5%

[2]Members of minority clans include the Benadiri, Bantu, Mayle, Barawans, Gardere, Yakabur and Rahanweyne.

SPECIFIC NEEDS OF THOSE WHO EXPERIENCED PROTECTION VIOLATIONS (IN 2023)[4]

Child at risk	Women at risk	Disabilities	Elderly at risk	Others[5]
0%	60%	0%	20%	0%

[4]In May 2023, 1 specific needs were recorded of those individuals who experienced protection violations.
[5]Others who are at risk include the following categories family unit, specific legal and physical protection needs, unaccompanied or seperate child, pregnant or lactating, serious medical condition, single parent, SGBV and torture.
Individuals can have multiple vulnerabilities

DISPLACEMENT LOCATION (MAY 2023)

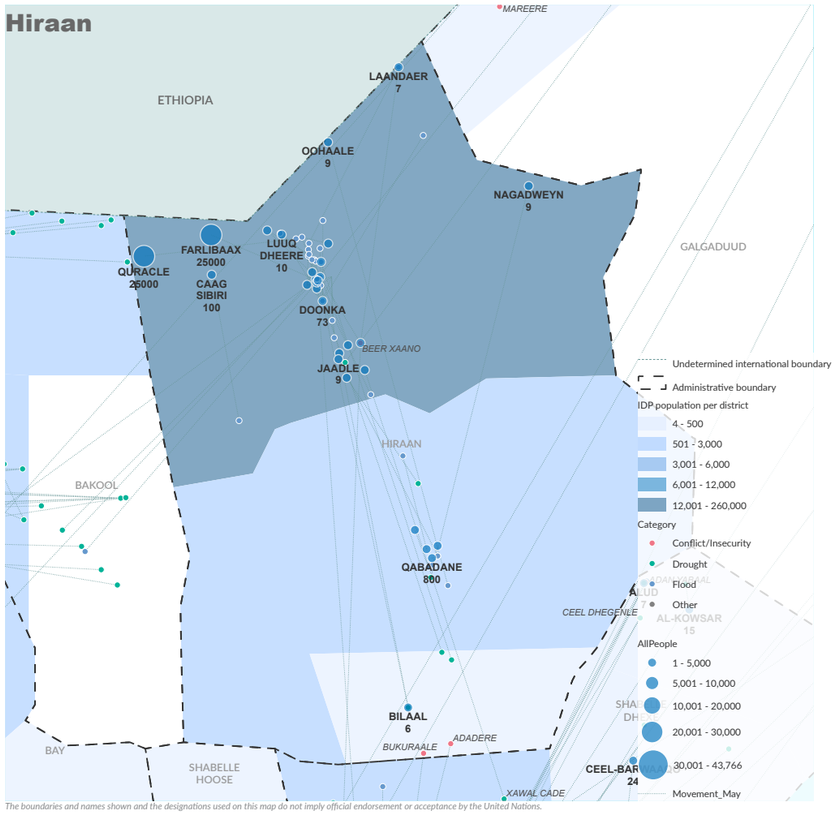

Belet Weyne district was the district with the highest recorded displacement incidents in the region (257,474).

130,000 individuals were displaced to Jento Kundishe(115Km) settlement, making it the largest displacement incident due to Flood.

Bulo Burto district was the district with the second highest recorded displacement incidents in the region (2,600).

900 individuals were displaced to Dhagaxyaale settlement, making it the second largest displacement incident due to Flood.

Jalalaqsi district was the district with the third highest recorded displacement incidents in the region (6).

240 individuals were displaced to Hawo-tako settlement, making it the third largest displacement incident due to Conflict/Insecurity.

In May 2023, 0% of protection violations across Somalia were recorded in Awdal region.

Belet Weyne district had the highest recorded percentage of protection violations across the Awdal region (100%).

The highest recorded protection violations in the region from January to May 2023 include the following:

- Killing/Manslaughter (55%)
- Kidnapping/Abduction (25%).

Belet Weyne district was the distict with the highest number of protection violations in the region from January 2016 to May 2023 (353).

PRIORITY NEED ON ARRIVAL (MAY 2023 IN %)

Food	0%
Water	0%
Shelter	99%
Health	0%
Protection[4]	0%
Livelihood	0%
Transport	0%
Other	0%

[6]Protection figures are underreported due to the concerns related to the sensitivey of this topic in the context of Somalia.

This dashboard should be read in conjunction with the Notes on PRMN Methodology which outline the approach and certain limitations. More information on Somalia can be found on the UNHCR Somalia Data Portal.

Implemented by:

NRC NORWEGIAN REFUGEE COUNCIL

UNHCR is grateful for the generous contributions of donors who have directly contributed to the UNHCR Somalia operation in 2023

United Nations CERF Central Emergency Response Fund

From the People of Japan

WFP World Food Programme

UNHCR The UN Refugee Agency | Somalia

PROTECTION & RETURN MONITORING NETWORK (PRMN)

LOWER JUBA, SOMALIA | MAY 2023

	MAY 2023	IN 2023
# OF INCIDENTS THAT CAUSED DISPLACEMENT	538	1,934
# OF NEWLY DISPLACED POPULATION	3,426	23,393
# OF PROTECTION VIOLATIONS RECORDED[1]	13	50

[1]Some protection violations were not recorded due to security risks in some regions.

TRIGGERS OF DISPLACEMENT (MAY 2023 IN %)

Drought	30%
Flood	13%
Other	4%
Conflict	52%

DEMOGRAPHIC (MAY 2023)[3]

Girls	Boys	Women	Men	Elderly
1,130	1,135	535	456	170

[3]Disaggregated data for displaced persons are based on those displacement reports where data has been collected at household level.

PROTECTION VIOLATIONS CONCERNING CHILDREN, WOMEN AND MINORITIES (2023 IN %)

Children	Women	Minorities[2]
56%	76%	0%

[2]Members of minority clans include the Benadiri, Bantu, Mayle, Barawans, Gardere, Yakabur and Rahanweyne.

SPECIFIC NEEDS OF THOSE WHO EXPERIENCED PROTECTION VIOLATIONS (IN 2023)[4]

Child at risk	Women at risk	Disabilities	Elderly at risk	Others[5]
50%	43%	7%	0%	0%

[4]In May 2023, 2 specific needs were recorded of those individuals who experienced protection violations.
[5]Others who are at risk include the following categories family unit, specific legal and physical protection needs, unaccompanied or seperate child, pregnant or lactating, serious medical condition, single parent, SGBV and torture.
Individuals can have multiple vulnerabilities

DISPLACEMENT LOCATION (MAY 2023)

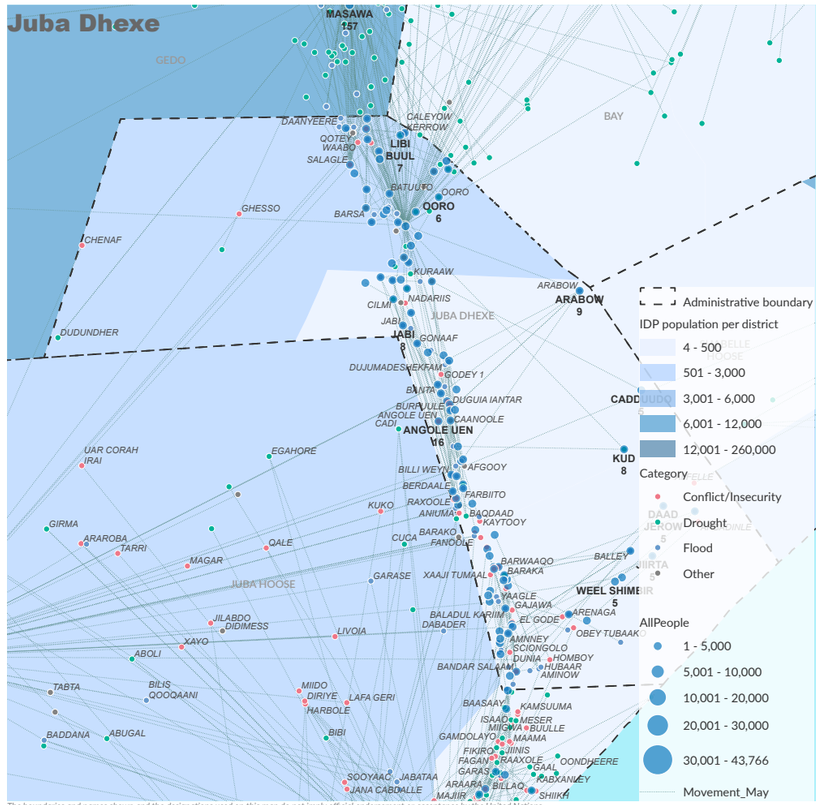

The boundaries and names shown and the designations used on this map do not imply official endorsement or acceptance by the United Nations.

Kismayo district was the district with the highest recorded displacement incidents in the region (1,769).

589 individuals were displaced to Dhobley settlement, making it the largest displacement incident due to Conflict/Insecurity.

Afmadow district was the district with the second highest recorded displacement incidents in the region (1,129).

385 individuals were displaced to Dalxiiska settlement, making it the second largest displacement incident due to Drought.

Jamaame district was the district with the third highest recorded displacement incidents in the region (288).

313 individuals were displaced to Dhobley settlement, making it the third largest displacement incident due to Flood.

In May 2023, 2% of protection violations across Somalia were recorded in Awdal region.

Afmadow district had the highest recorded percentage of protection violations across the Awdal region (100%).

The highest recorded protection violations in the region from January to May 2023 include the following:

- Kidnapping/Abduction (28%)
- Attempted rape (20%).

Kismayo district was the distict with the highest number of protection violations in the region from January 2016 to May 2023 (493).

PRIORITY NEED ON ARRIVAL (MAY 2023 IN %)

Food	88%
Water	1%
Shelter	3%
Health	0%
Protection[4]	0%
Livelihood	5%
Transport	0%
Other	2%

[6]Protection figures are underreported due to the concerns related to the sensitivey of this topic in the context of Somalia.

This dashboard should be read in conjunction with the Notes on PRMN Methodology which outline the approach and certain limitations. More information on Somalia can be found on the UNHCR Somalia Data Portal.

Implemented by:

NRC NORWEGIAN REFUGEE COUNCIL

UNHCR is grateful for the generous contributions of donors who have directly contributed to the UNHCR Somalia operation in 2023

United Nations CERF Central Emergency Response Fund

From the People of Japan

WFP World Food Programme

UNHCR The UN Refugee Agency | Somalia

PROTECTION & RETURN MONITORING NETWORK (PRMN)

LOWER SHABELLE, SOMALIA | MAY 2023

	MAY 2023	IN 2023
# OF INCIDENTS THAT CAUSED DISPLACEMENT	215	341
# OF NEWLY DISPLACED POPULATION	25,340	32,085
# OF PROTECTION VIOLATIONS RECORDED[1]	68	129

[1]Some protection violations were not recorded due to security risks in some regions.

TRIGGERS OF DISPLACEMENT (MAY 2023 IN %)

Drought	6%
Flood	0%
Other	2%
Conflict	92%

DEMOGRAPHIC (MAY 2023)[3]

Girls	Boys	Women	Men	Elderly
8,359	8,397	3,954	3,375	1,256

[3]Disaggregated data for displaced persons are based on those displacement reports where data has been collected at household level.

PROTECTION VIOLATIONS CONCERNING CHILDREN, WOMEN AND MINORITIES (2023 IN %)

Children	Women	Minorities[2]
32%	33%	31%

[2]Members of minority clans include the Benadiri, Bantu, Mayle, Barawans, Gardere, Yakabur and Rahanweyne.

SPECIFIC NEEDS OF THOSE WHO EXPERIENCED PROTECTION VIOLATIONS (IN 2023)[4]

Child at risk	Women at risk	Disabilities	Elderly at risk	Others[5]
24%	21%	0%	10%	35%

[4]In May 2023, 0 specific needs were recorded of those individuals who experienced protection violations.
[5]Others who are at risk include the following categories family unit, specific legal and physical protection needs, unaccompanied or seperate child, pregnant or lactating, serious medical condition, single parent, SGBV and torture. Individuals can have multiple vulnerabilities

DISPLACEMENT LOCATION (MAY 2023)

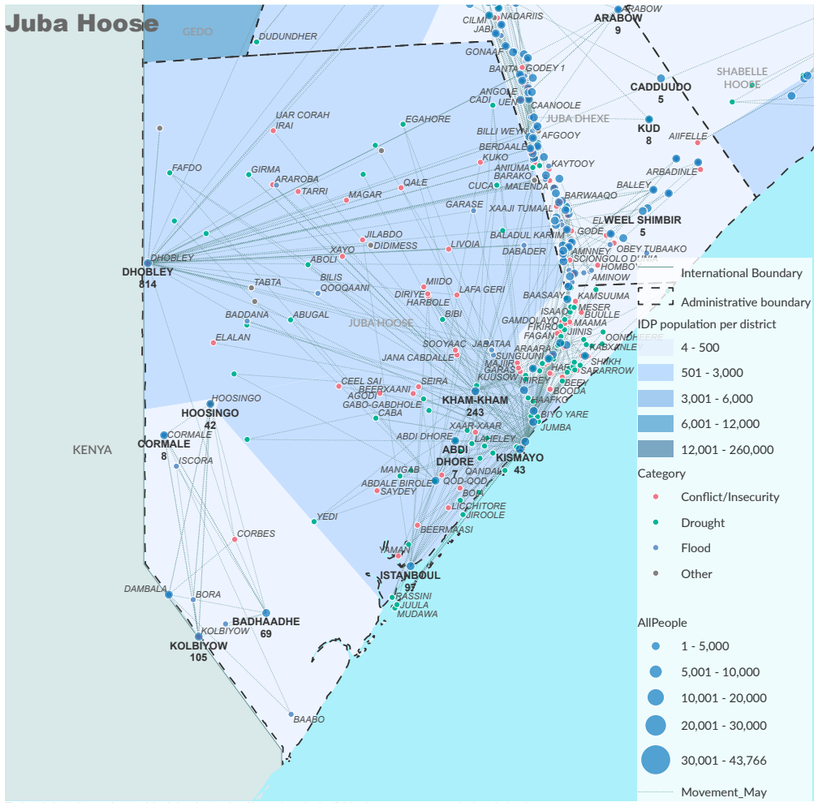

The boundaries and names shown and the designations used on this map do not imply official endorsement or acceptance by the United Nations.

Marka district was the district with the highest recorded displacement incidents in the region (10,665).

6,910 individuals were displaced to Gol-Weyn settlement, making it the largest displacement incident due to Conflict/Insecurity.

Kurtunwaarey district was the district with the second highest recorded displacement incidents in the region (7,170).

2,400 individuals were displaced to Mukay Dumis settlement, making it the second largest displacement incident due to Conflict/Insecurity.

Qoryooley district was the district with the third highest recorded displacement incidents in the region (4,760).

3,000 individuals were displaced to Jeerow settlement, making it the third largest displacement incident due to Conflict/Insecurity.

In May 2023, 10% of protection violations across Somalia were recorded in Awdal region.

Kurtunwaarey district had the highest recorded percentage of protection violations across the Awdal region (66%).

The highest recorded protection violations in the region from January to May 2023 include the following:

- Physical Assault/Attack Not Resulting In Death (28%)
- Threat To Life/Physical Integrity (17%).

Marka district was the distict with the highest number of protection violations in the region from January 2016 to May 2023 (2,477).

PRIORITY NEED ON ARRIVAL (MAY 2023 IN %)

Food	9%
Water	0%
Shelter	0%
Health	0%
Protection[4]	0%
Livelihood	90%
Transport	0%
Other	1%

[6]Protection figures are underreported due to the concerns related to the sensitivey of this topic in the context of Somalia.

This dashboard should be read in conjunction with the Notes on PRMN Methodology which outline the approach and certain limitations. More information on Somalia can be found on the UNHCR Somalia Data Portal.

Implemented by: NRC NORWEGIAN REFUGEE COUNCIL

UNHCR is grateful for the generous contributions of donors who have directly contributed to the UNHCR Somalia operation in 2023

United Nations CERF Central Emergency Response Fund

From the People of Japan

WFP World Food Programme

UNHCR The UN Refugee Agency | Somalia

PROTECTION & RETURN MONITORING NETWORK (PRMN)

MIDDLE JUBA, SOMALIA | MAY 2023

	MAY 2023	IN 2023
# OF INCIDENTS THAT CAUSED DISPLACEMENT	473	1,921
# OF NEWLY DISPLACED POPULATION	2,973	29,183
# OF PROTECTION VIOLATIONS RECORDED[1]	79	667

[1]Some protection violations were not recorded due to security risks in some regions.

TRIGGERS OF DISPLACEMENT (MAY 2023 IN %)

Drought	63%
Flood	19%
Other	2%
Conflict	16%

DEMOGRAPHIC (MAY 2023)[3]

Girls	Boys	Women	Men	Elderly
981	985	464	396	147

[3]Disaggregated data for displaced persons are based on those displacement reports where data has been collected at household level.

PROTECTION VIOLATIONS CONCERNING CHILDREN, WOMEN AND MINORITIES (2023 IN %)

Children	Women	Minorities[2]
39%	97%	0%

[2]Members of minority clans include the Benadiri, Bantu, Mayle, Barawans, Gardere, Yakabur and Rahanweyne.

SPECIFIC NEEDS OF THOSE WHO EXPERIENCED PROTECTION VIOLATIONS (IN 2023)[4]

Child at risk	Women at risk	Disabilities	Elderly at risk	Others[5]
2%	98%	0%	0%	0%

[4]In May 2023, 40 specific needs were recorded of those individuals who experienced protection violations.
[5]Others who are at risk include the following categories family unit, specific legal and physical protection needs, unaccompanied or seperate child, pregnant or lactating, serious medical condition, single parent, SGBV and torture.
Individuals can have multiple vulnerabilities

DISPLACEMENT LOCATION (MAY 2023)

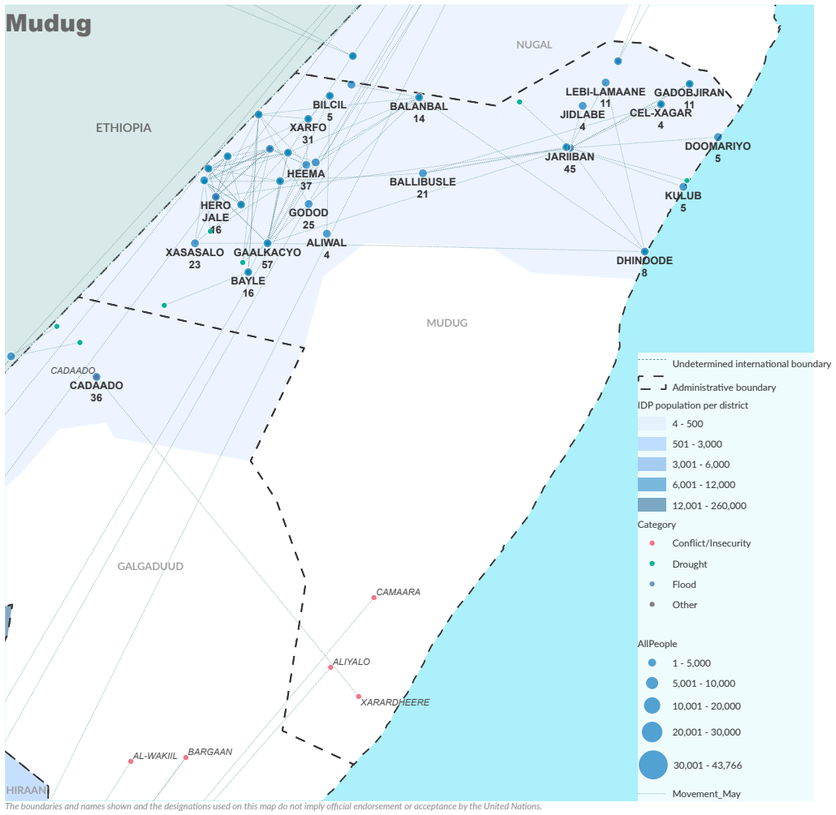

Saakow district was the district with the highest recorded displacement incidents in the region (2,087).

1,455 individuals were displaced to Saakow settlement, making it the largest displacement incident due to Drought.

Bu'aale district was the district with the second highest recorded displacement incidents in the region (494).

37 individuals were displaced to Saakow settlement, making it the second largest displacement incident due to Other.

Jilib district was the district with the third highest recorded displacement incidents in the region (392).

26 individuals were displaced to Boxo settlement, making it the third largest displacement incident due to Conflict/Insecurity.

In May 2023, 11% of protection violations across Somalia were recorded in Awdal region.

Bu'aale district had the highest recorded percentage of protection violations across the Awdal region (48%).

The highest recorded protection violations in the region from January to May 2023 include the following:

- Physical Assault/Attack Not Resulting In Death (96%)
- Illegal Arrest and Detention (1%).

Bu'aale district was the distict with the highest number of protection violations in the region from January 2016 to May 2023 (476).

PRIORITY NEED ON ARRIVAL (MAY 2023 IN %)

Food	90%
Water	0%
Shelter	9%
Health	0%
Protection[4]	0%
Livelihood	0%
Transport	0%
Other	0%

[6]Protection figures are underreported due to the concerns related to the sensitivety of this topic in the context of Somalia.

This dashboard should be read in conjunction with the Notes on PRMN Methodology which outline the approach and certain limitations. More information on Somalia can be found on the UNHCR Somalia Data Portal.

Implemented by:

NRC NORWEGIAN REFUGEE COUNCIL

UNHCR is grateful for the generous contributions of donors who have directly contributed to the UNHCR Somalia operation in 2023

United Nations CERF Central Emergency Response Fund

From the People of Japan

WFP World Food Programme

UNHCR The UN Refugee Agency | Somalia

PROTECTION & RETURN MONITORING NETWORK (PRMN)

MIDDLE SHABELLE, SOMALIA | MAY 2023

	MAY 2023	IN 2023
# OF INCIDENTS THAT CAUSED DISPLACEMENT	111	415
# OF NEWLY DISPLACED POPULATION	1,764	13,273
# OF PROTECTION VIOLATIONS RECORDED[1]	22	106

[1]Some protection violations were not recorded due to security risks in some regions.

TRIGGERS OF DISPLACEMENT (MAY 2023 IN %)

Drought	37%
Flood	3%
Other	0%
Conflict	60%

DEMOGRAPHIC (MAY 2023)[3]

Girls	Boys	Women	Men	Elderly
582	585	275	235	87

[3]Disaggregated data for displaced persons are based on those displacement reports where data has been collected at household level.

PROTECTION VIOLATIONS CONCERNING CHILDREN, WOMEN AND MINORITIES (2023 IN %)

Children	Women	Minorities[2]
44%	63%	31%

[2]Members of minority clans include the Benadiri, Bantu, Mayle, Barawans, Gardere, Yakabur and Rahanweyne.

SPECIFIC NEEDS OF THOSE WHO EXPERIENCED PROTECTION VIOLATIONS (IN 2023)[4]

Child at risk	Women at risk	Disabilities	Elderly at risk	Others[5]
12%	77%	1%	3%	4%

[4]In May 2023, 27 specific needs were recorded of those individuals who experienced protection violations.
[5]Others who are at risk include the following categories family unit, specific legal and physical protection needs, unaccompanied or seperate child, pregnant or lactating, serious medical condition, single parent, SGBV and torture. Individuals can have multiple vulnerabilities

DISPLACEMENT LOCATION (MAY 2023)

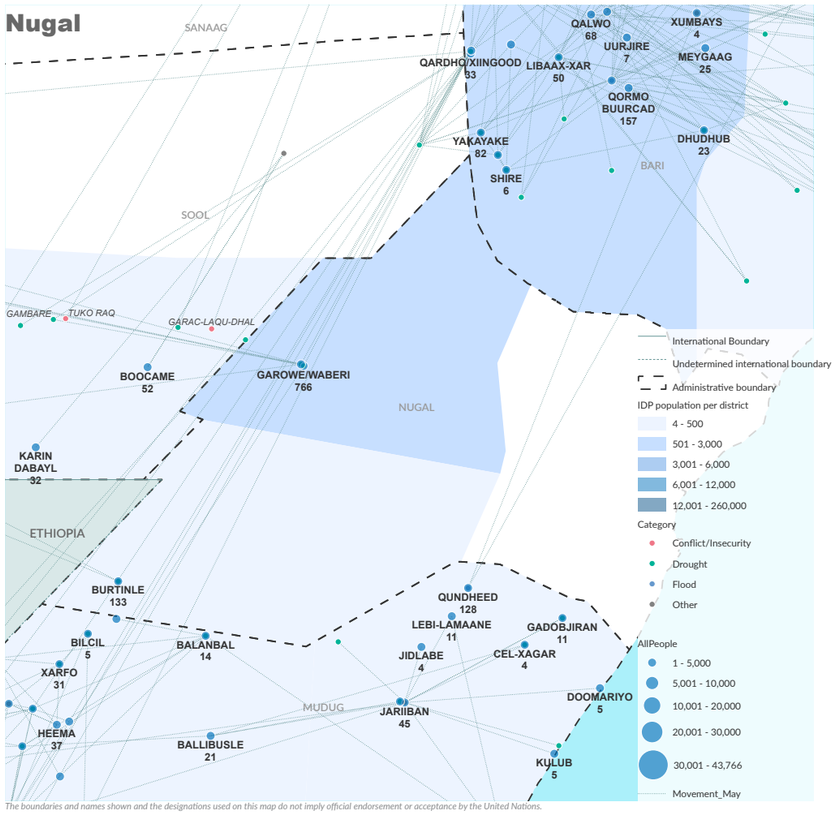

Jowhar district was the district with the highest recorded displacement incidents in the region (1,431).

1,000 individuals were displaced to Jowhar settlement, making it the largest displacement incident due to Conflict/Insecurity.

Balcad district was the district with the second highest recorded displacement incidents in the region (222).

82 individuals were displaced to Biyo-Cado settlement, making it the second largest displacement incident due to Drought.

Cadale district was the district with the third highest recorded displacement incidents in the region (73).

60 individuals were displaced to Dhagaxow settlement, making it the third largest displacement incident due to Drought.

In May 2023, 3% of protection violations across Somalia were recorded in Awdal region.

Jowhar district had the highest recorded percentage of protection violations across the Awdal region (64%).

The highest recorded protection violations in the region from January to May 2023 include the following:

- Killing/Manslaughter (40%)
- Female Genital Mutilation (FGM) (36%).

Jowhar district was the distict with the highest number of protection violations in the region from January 2016 to May 2023 (742).

PRIORITY NEED ON ARRIVAL (MAY 2023 IN %)

Food	35%
Water	0%
Shelter	1%
Health	0%
Protection[4]	58%
Livelihood	5%
Transport	0%
Other	1%

[6]Protection figures are underreported due to the concerns related to the sensitivey of this topic in the context of Somalia.

This dashboard should be read in conjunction with the Notes on PRMN Methodology which outline the approach and certain limitations. More information on Somalia can be found on the UNHCR Somalia Data Portal.

Implemented by:

NRC NORWEGIAN REFUGEE COUNCIL

UNHCR is grateful for the generous contributions of donors who have directly contributed to the UNHCR Somalia operation in 2023

United Nations CERF Central Emergency Response Fund

From the People of Japan

WFP World Food Programme

UNHCR The UN Refugee Agency | Somalia

PROTECTION & RETURN MONITORING NETWORK (PRMN)

MUDUG, SOMALIA | MAY 2023

	MAY 2023	IN 2023
# OF INCIDENTS THAT CAUSED DISPLACEMENT	152	414
# OF NEWLY DISPLACED POPULATION	825	33,065
# OF PROTECTION VIOLATIONS RECORDED[1]	52	137

[1]Some protection violations were not recorded due to security risks in some regions.

TRIGGERS OF DISPLACEMENT (MAY 2023 IN %)

Drought	98%
Flood	0%
Other	2%
Conflict	0%

DEMOGRAPHIC (MAY 2023)[3]

Girls	Boys	Women	Men	Elderly
272	273	129	110	41

[3]Disaggregated data for displaced persons are based on those displacement reports where data has been collected at household level.

PROTECTION VIOLATIONS CONCERNING CHILDREN, WOMEN AND MINORITIES (2023 IN %)

Children	Women	Minorities[2]
0%	100%	0%

[2]Members of minority clans include the Benadiri, Bantu, Mayle, Barawans, Gardere, Yakabur and Rahanweyne.

SPECIFIC NEEDS OF THOSE WHO EXPERIENCED PROTECTION VIOLATIONS (IN 2023)[4]

Child at risk	Women at risk	Disabilities	Elderly at risk	Others[5]
0%	99%	1%	0%	1%

[4]In May 2023, 48 specific needs were recorded of those individuals who experienced protection violations.
[5]Others who are at risk include the following categories family unit, specific legal and physical protection needs, unaccompanied or seperate child, pregnant or lactating, serious medical condition, single parent, SGBV and torture.
Individuals can have multiple vulnerabilities

DISPLACEMENT LOCATION (MAY 2023)

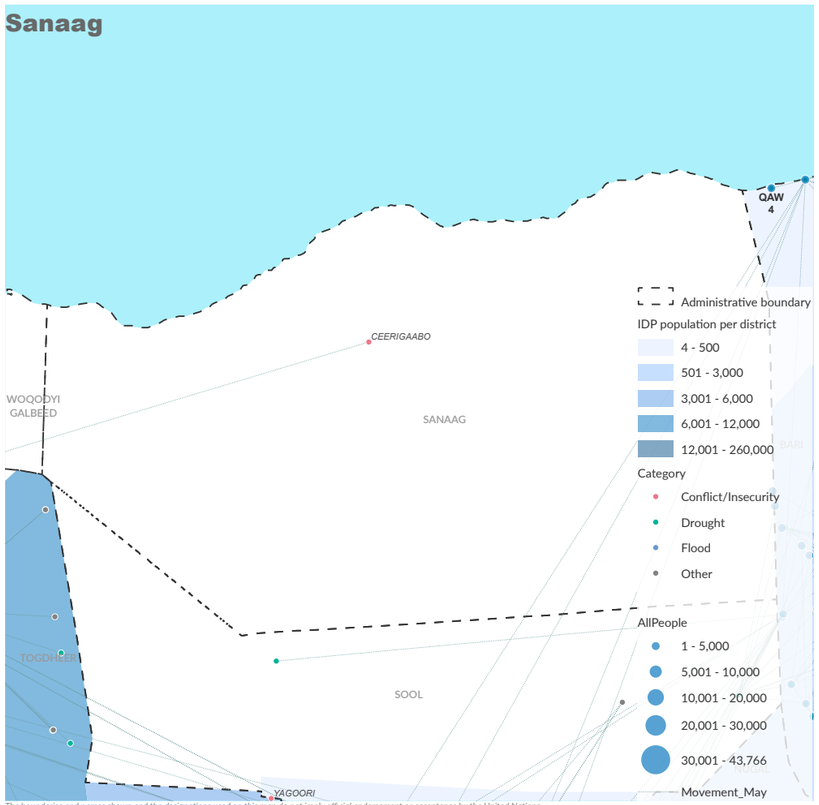

Galdogob district was the district with the highest recorded displacement incidents in the region (441).

111 individuals were displaced to Darasalam settlement, making it the largest displacement incident due to Drought.

Gaalkacyo district was the district with the second highest recorded displacement incidents in the region (276).

57 individuals were displaced to Gaalkacyo settlement, making it the second largest displacement incident due to Drought.

Jariiban district was the district with the third highest recorded displacement incidents in the region (108).

45 individuals were displaced to Jariiban settlement, making it the third largest displacement incident due to Drought.

In May 2023, 7% of protection violations across Somalia were recorded in Awdal region.

Gaalkacyo district had the highest recorded percentage of protection violations across the Awdal region (71%).

The highest recorded protection violations in the region from January to May 2023 include the following:

- Domestic Violence (98%)
- Torture (1%).

Gaalkacyo district was the distict with the highest number of protection violations in the region from January 2016 to May 2023 (3,802).

PRIORITY NEED ON ARRIVAL (MAY 2023 IN %)

Food	16%
Water	0%
Shelter	7%
Health	11%
Protection[4]	0%
Livelihood	24%
Transport	0%
Other	42%

[6]Protection figures are underreported due to the concerns related to the sensitivey of this topic in the context of Somalia.

This dashboard should be read in conjunction with the Notes on PRMN Methodology which outline the approach and certain limitations. More information on Somalia can be found on the UNHCR Somalia Data Portal.

Implemented by:

NRC NORWEGIAN REFUGEE COUNCIL

UNHCR is grateful for the generous contributions of donors who have directly contributed to the UNHCR Somalia operation in 2023

United Nations CERF Central Emergency Response Fund

From the People of Japan

WFP World Food Programme

UNHCR The UN Refugee Agency | Somalia

PROTECTION & RETURN MONITORING NETWORK (PRMN)

NUGAAL, SOMALIA | MAY 2023

	MAY 2023	IN 2023
# OF INCIDENTS THAT CAUSED DISPLACEMENT	19	53
# OF NEWLY DISPLACED POPULATION	2,678	92,154
# OF PROTECTION VIOLATIONS RECORDED[1]	12	22

[1]Some protection violations were not recorded due to security risks in some regions.

TRIGGERS OF DISPLACEMENT (MAY 2023 IN %)

Drought	6%
Flood	5%
Other	61%
Conflict	28%

DEMOGRAPHIC (MAY 2023)[3]

Girls	Boys	Women	Men	Elderly
883	887	418	357	133

[3]Disaggregated data for displaced persons are based on those displacement reports where data has been collected at household level.

PROTECTION VIOLATIONS CONCERNING CHILDREN, WOMEN AND MINORITIES (2023 IN %)

Children	Women	Minorities[2]
23%	68%	0%

[2]Members of minority clans include the Benadiri, Bantu, Mayle, Barawans, Gardere, Yakabur and Rahanweyne.

SPECIFIC NEEDS OF THOSE WHO EXPERIENCED PROTECTION VIOLATIONS (IN 2023)[4]

Child at risk	Women at risk	Disabilities	Elderly at risk	Others[5]
15%	44%	17%	7%	9%

[4]In May 2023, 26 specific needs were recorded of those individuals who experienced protection violations.
[5]Others who are at risk include the following categories family unit, specific legal and physical protection needs, unaccompanied or seperate child, pregnant or lactating, serious medical condition, single parent, SGBV and torture.
Individuals can have multiple vulnerabilities

DISPLACEMENT LOCATION (MAY 2023)

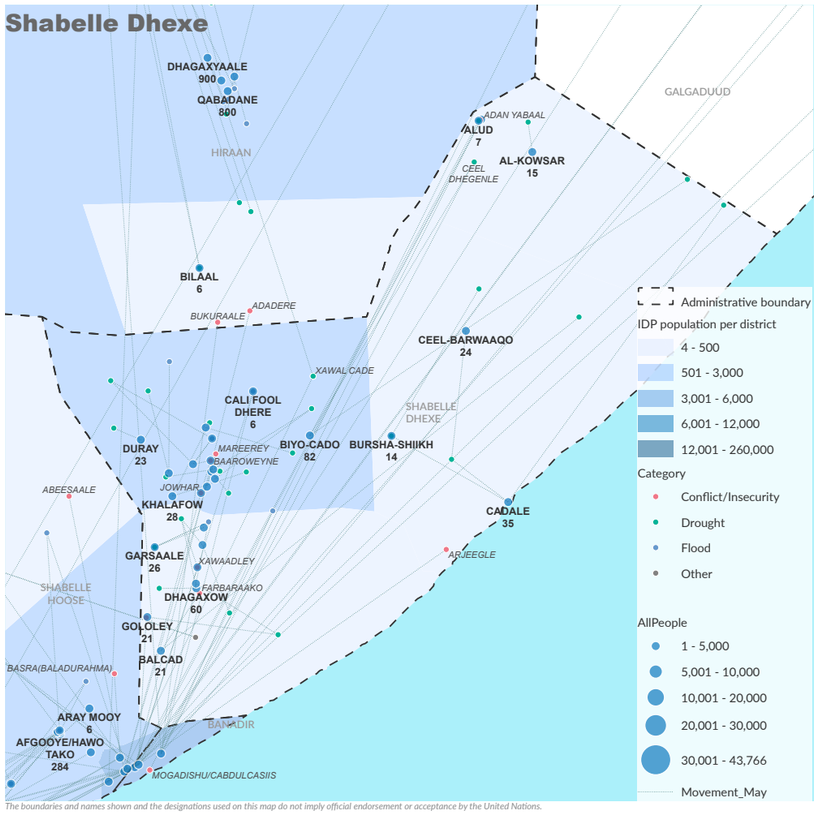

The boundaries and names shown and the designations used on this map do not imply official endorsement or acceptance by the United Nations.

Garoowe district was the district with the highest recorded displacement incidents in the region (1,545).

750 individuals were displaced to Garowe/Waberi settlement, making it the largest displacement incident due to Conflict/Insecurity.

Qardho district was the district with the second highest recorded displacement incidents in the region (776).

367 individuals were displaced to Jedad settlement, making it the second largest displacement incident due to Drought.

Eyl district was the district with the third highest recorded displacement incidents in the region (224).

312 individuals were displaced to Budunbuto settlement, making it the third largest displacement incident due to Other.

In May 2023, 2% of protection violations across Somalia were recorded in Awdal region.

Garoowe district had the highest recorded percentage of protection violations across the Awdal region (83%).

The highest recorded protection violations in the region from January to May 2023 include the following:

- Harassment (18%)
- Domestic Violence (14%).

Garoowe district was the distict with the highest number of protection violations in the region from January 2016 to May 2023 (958).

PRIORITY NEED ON ARRIVAL (MAY 2023 IN %)

Food	0%
Water	0%
Shelter	56%
Health	0%
Protection[4]	0%
Livelihood	39%
Transport	0%
Other	5%

[6]Protection figures are underreported due to the concerns related to the sensitivety of this topic in the context of Somalia.

This dashboard should be read in conjunction with the Notes on **PRMN Methodology** which outline the approach and certain limitations. More information on Somalia can be found on the **UNHCR Somalia Data Portal**.

Implemented by:

NRC NORWEGIAN REFUGEE COUNCIL

UNHCR is grateful for the generous contributions of donors who have directly contributed to the UNHCR Somalia operation in 2023

United Nations CERF Central Emergency Response Fund

From the People of Japan

WFP World Food Programme

UNHCR The UN Refugee Agency | Somalia

PROTECTION & RETURN MONITORING NETWORK (PRMN)

SANAAG, SOMALIA | MAY 2023

	MAY 2023	IN 2023
# OF INCIDENTS THAT CAUSED DISPLACEMENT	1	6
# OF NEWLY DISPLACED POPULATION	200	1,412
# OF PROTECTION VIOLATIONS RECORDED[1]	0	1

[1]Some protection violations were not recorded due to security risks in some regions.

TRIGGERS OF DISPLACEMENT (MAY 2023 IN %)

Drought	100%
Flood	0%
Other	0%
Conflict	0%

DEMOGRAPHIC (MAY 2023)[3]

Girls	Boys	Women	Men	Elderly
66	66	31	27	10

[3]Disaggregated data for displaced persons are based on those displacement reports where data has been collected at household level.

PROTECTION VIOLATIONS CONCERNING CHILDREN, WOMEN AND MINORITIES (2023 IN %)

Children	Women	Minorities[2]
0%	0%	0%

[2]Members of minority clans include the Benadiri, Bantu, Mayle, Barawans, Gardere, Yakabur and Rahanweyne.

SPECIFIC NEEDS OF THOSE WHO EXPERIENCED PROTECTION VIOLATIONS (IN 2023)[4]

Child at risk	Women at risk	Disabilities	Elderly at risk	Others[5]
0%	0%	0%	0%	0%

[4]In May 2023, 0 specific needs were recorded of those individuals who experienced protection violations.
[5]Others who are at risk include the following categories family unit, specific legal and physical protection needs, unaccompanied or seperate child, pregnant or lactating, serious medical condition, single parent, SGBV and torture. Individuals can have multiple vulnerabilities

DISPLACEMENT LOCATION (MAY 2023)

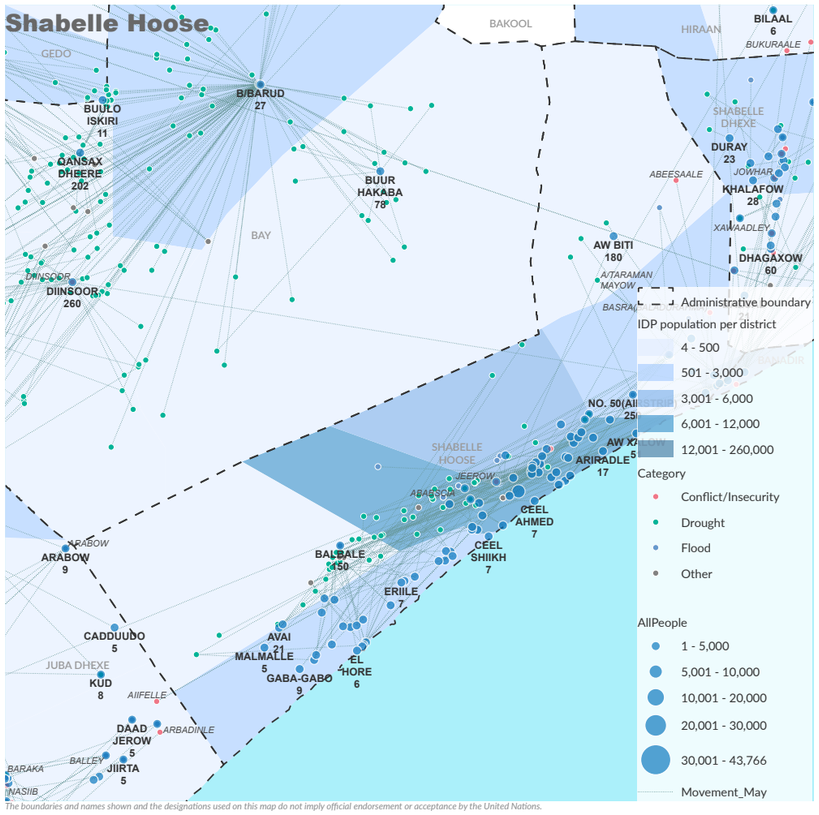

Badhan district was the district with the highest recorded displacement incidents in the region (200).

200 individuals were displaced to Ceelbuh settlement, making it the largest displacement incident due to Drought.

0 district was the district with the second highest recorded displacement incidents in the region (-).

- individuals were displaced to - settlement, making it the second largest displacement incident due to -.

- district was the district with the third highest recorded displacement incidents in the region (-).

- individuals were displaced to - settlement, making it the third largest displacement incident due to -.

In May 2023, 0% of protection violations across Somalia were recorded in Awdal region.

0 district had the highest recorded percentage of protection violations across the Awdal region (0%).

The highest recorded protection violations in the region from January to May 2023 include the following:

- Harassment (100%)
- 0 (0%).

Ceel Afweyn district was the distict with the highest number of protection violations in the region from January 2016 to May 2023 (467).

PRIORITY NEED ON ARRIVAL (MAY 2023 IN %)

Food	0%
Water	0%
Shelter	0%
Health	0%
Protection[4]	0%
Livelihood	100%
Transport	0%
Other	0%

[6]Protection figures are underreported due to the concerns related to the sensitivey of this topic in the context of Somalia.

This dashboard should be read in conjunction with the Notes on PRMN Methodology which outline the approach and certain limitations. More information on Somalia can be found on the UNHCR Somalia Data Portal.

Implemented by:

NRC NORWEGIAN REFUGEE COUNCIL

UNHCR is grateful for the generous contributions of donors who have directly contributed to the UNHCR Somalia operation in 2023

United Nations CERF Central Emergency Response Fund

From the People of Japan

WFP World Food Programme

UNHCR The UN Refugee Agency | Somalia

PROTECTION & RETURN MONITORING NETWORK (PRMN)

SOOL, SOMALIA | MAY 2023

	MAY 2023	IN 2023
# OF INCIDENTS THAT CAUSED DISPLACEMENT	9	86
# OF NEWLY DISPLACED POPULATION	154	40,541
# OF PROTECTION VIOLATIONS RECORDED[1]	77	322

[1]Some protection violations were not recorded due to security risks in some regions.

TRIGGERS OF DISPLACEMENT (MAY 2023 IN %)

Drought	43%
Flood	0%
Other	34%
Conflict	23%

DEMOGRAPHIC (MAY 2023)[3]

Girls	Boys	Women	Men	Elderly
51	51	24	21	8

[3]Disaggregated data for displaced persons are based on those displacement reports where data has been collected at household level.

PROTECTION VIOLATIONS CONCERNING CHILDREN, WOMEN AND MINORITIES (2023 IN %)

Children	Women	Minorities[2]
14%	43%	0%

[2]Members of minority clans include the Benadiri, Bantu, Mayle, Barawans, Gardere, Yakabur and Rahanweyne.

SPECIFIC NEEDS OF THOSE WHO EXPERIENCED PROTECTION VIOLATIONS (IN 2023)[4]

Child at risk	Women at risk	Disabilities	Elderly at risk	Others[5]
11%	30%	0%	5%	49%

[4]In May 2023, 65 specific needs were recorded of those individuals who experienced protection violations.
[5]Others who are at risk include the following categories family unit, specific legal and physical protection needs, unaccompanied or seperate child, pregnant or lactating, serious medical condition, single parent, SGBV and torture.
Individuals can have multiple vulnerabilities

DISPLACEMENT LOCATION (MAY 2023)



Laas Caanood district was the district with the highest recorded displacement incidents in the region (154).

36 individuals were displaced to Kala Baydh settlement, making it the largest displacement incident due to Conflict/Insecurity.

0 district was the district with the second highest recorded displacement incidents in the region (-).

34 individuals were displaced to Kala Baydh settlement, making it the second largest displacement incident due to Other.

- district was the district with the third highest recorded displacement incidents in the region (-).

34 individuals were displaced to Boocame settlement, making it the third largest displacement incident due to Drought.

In May 2023, 11% of protection violations across Somalia were recorded in Awdal region.

Laas Caanood district had the highest recorded percentage of protection violations across the Awdal region (82%).

The highest recorded protection violations in the region from January to May 2023 include the following:

- Physical Assault/Attack Not Resulting In Death (45%)
- Killing/Manslaughter (22%).

Laas Caanood district was the distict with the highest number of protection violations in the region from January 2016 to May 2023 (2,150).

PRIORITY NEED ON ARRIVAL (MAY 2023 IN %)

Food	100%
Water	0%
Shelter	0%
Health	0%
Protection[4]	0%
Livelihood	0%
Transport	0%
Other	0%

[6]Protection figures are underreported due to the concerns related to the sensitivety of this topic in the context of Somalia.

This dashboard should be read in conjunction with the Notes on PRMN Methodology which outline the approach and certain limitations. More information on Somalia can be found on the UNHCR Somalia Data Portal.

Implemented by:

NRC NORWEGIAN REFUGEE COUNCIL

UNHCR is grateful for the generous contributions of donors who have directly contributed to the UNHCR Somalia operation in 2023

United Nations CERF Central Emergency Response Fund

From the People of Japan

WFP World Food Programme

UNHCR The UN Refugee Agency | Somalia

PROTECTION & RETURN MONITORING NETWORK (PRMN)

TOGDHEER, SOMALIA | MAY 2023

	MAY 2023	IN 2023
# OF INCIDENTS THAT CAUSED DISPLACEMENT	90	333
# OF NEWLY DISPLACED POPULATION	9,806	51,297
# OF PROTECTION VIOLATIONS RECORDED[1]	55	133

[1]Some protection violations were not recorded due to security risks in some regions.

TRIGGERS OF DISPLACEMENT (MAY 2023 IN %)

Drought	3%
Flood	0%
Other	1%
Conflict	96%

DEMOGRAPHIC (MAY 2023)[3]

Girls	Boys	Women	Men	Elderly
3,235	3,249	1,530	1,306	486

[3]Disaggregated data for displaced persons are based on those displacement reports where data has been collected at household level.

PROTECTION VIOLATIONS CONCERNING CHILDREN, WOMEN AND MINORITIES (2023 IN %)

Children	Women	Minorities[2]
10%	90%	0%

[2]Members of minority clans include the Benadiri, Bantu, Mayle, Barawans, Gardere, Yakabur and Rahanweyne.

SPECIFIC NEEDS OF THOSE WHO EXPERIENCED PROTECTION VIOLATIONS (IN 2023)[4]

Child at risk	Women at risk	Disabilities	Elderly at risk	Others[5]
4%	88%	0%	0%	8%

[4]In May 2023, 38 specific needs were recorded of those individuals who experienced protection violations.
[5]Others who are at risk include the following categories family unit, specific legal and physical protection needs, unaccompanied or seperate child, pregnant or lactating, serious medical condition, single parent, SGBV and torture.
Individuals can have multiple vulnerabilities

DISPLACEMENT LOCATION (MAY 2023)

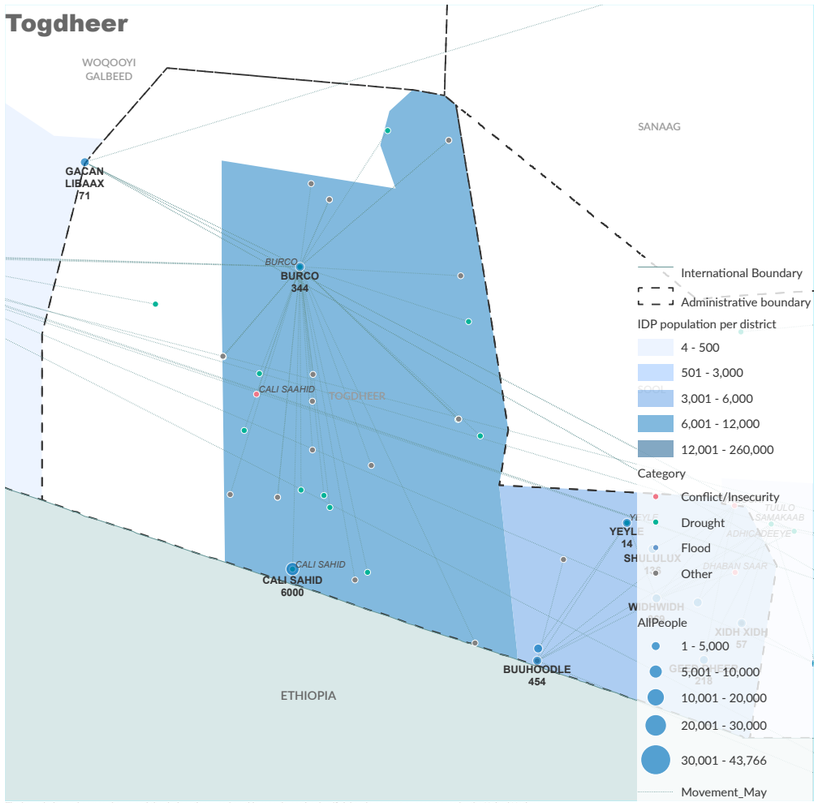

Burco district was the district with the highest recorded displacement incidents in the region (6,344).

6,000 individuals were displaced to Cali Sahid settlement, making it the largest displacement incident due to Conflict/Insecurity.

Buuhoodle district was the district with the second highest recorded displacement incidents in the region (3,462).

1,659 individuals were displaced to Bali-Hadhac settlement, making it the second largest displacement incident due to Conflict/Insecurity.

- district was the district with the third highest recorded displacement incidents in the region (-).

239 individuals were displaced to Burco settlement, making it the third largest displacement incident due to Drought.

In May 2023, 8% of protection violations across Somalia were recorded in Awdal region.

Buuhoodle district had the highest recorded percentage of protection violations across the Awdal region (55%).

The highest recorded protection violations in the region from January to May 2023 include the following:

- Domestic Violence (71%)
- Rape (12%).

Burco district was the distict with the highest number of protection violations in the region from January 2016 to May 2023 (649).

PRIORITY NEED ON ARRIVAL (MAY 2023 IN %)

Food	35%
Water	0%
Shelter	1%
Health	1%
Protection[4]	61%
Livelihood	2%
Transport	0%
Other	0%

[6]Protection figures are underreported due to the concerns related to the sensitivey of this topic in the context of Somalia.

This dashboard should be read in conjunction with the Notes on PRMN Methodology which outline the approach and certain limitations. More information on Somalia can be found on the UNHCR Somalia Data Portal.

Implemented by:

NRC NORWEGIAN REFUGEE COUNCIL

UNHCR is grateful for the generous contributions of donors who have directly contributed to the UNHCR Somalia operation in 2023

United Nations CERF Central Emergency Response Fund

From the People of Japan

WFP World Food Programme

UNHCR The UN Refugee Agency | Somalia

PROTECTION & RETURN MONITORING NETWORK (PRMN)

WOQOOYI GALBEED, SOMALIA | MAY 2023

	MAY 2023	IN 2023
# OF INCIDENTS THAT CAUSED DISPLACEMENT	25	243
# OF NEWLY DISPLACED POPULATION	144	1,271
# OF PROTECTION VIOLATIONS RECORDED[1]	76	337

[1]Some protection violations were not recorded due to security risks in some regions.

TRIGGERS OF DISPLACEMENT (MAY 2023 IN %)

Drought	53%
Flood	0%
Other	0%
Conflict	47%

DEMOGRAPHIC (MAY 2023)[3]

Girls	Boys	Women	Men	Elderly
47	48	22	19	7

[3]Disaggregated data for displaced persons are based on those displacement reports where data has been collected at household level.

PROTECTION VIOLATIONS CONCERNING CHILDREN, WOMEN AND MINORITIES (2023 IN %)

Children	Women	Minorities[2]
11%	92%	0%

[2]Members of minority clans include the Benadiri, Bantu, Mayle, Barawans, Gardere, Yakabur and Rahanweyne.

SPECIFIC NEEDS OF THOSE WHO EXPERIENCED PROTECTION VIOLATIONS (IN 2023)[4]

Child at risk	Women at risk	Disabilities	Elderly at risk	Others[5]
14%	85%	0%	0%	2%

[4]In May 2023, 47 specific needs were recorded of those individuals who experienced protection violations.
[5]Others who are at risk include the following categories family unit, specific legal and physical protection needs, unaccompanied or seperate child, pregnant or lactating, serious medical condition, single parent, SGBV and torture.
Individuals can have multiple vulnerabilities

DISPLACEMENT LOCATION (MAY 2023)



Hargeysa district was the district with the highest recorded displacement incidents in the region (144).

48 individuals were displaced to Gacan Libaax settlement, making it the largest displacement incident due to Conflict/Insecurity.

0 district was the district with the second highest recorded displacement incidents in the region (-).

29 individuals were displaced to 45,103 settlement, making it the second largest displacement incident due to Drought.

- district was the district with the third highest recorded displacement incidents in the region (-).

- individuals were displaced to - settlement, making it the third largest displacement incident due to -.

In May 2023, 11% of protection violations across Somalia were recorded in Awdal region.

Hargeysa district had the highest recorded percentage of protection violations across the Awdal region (100%).

The highest recorded protection violations in the region from January to May 2023 include the following:

- Domestic Violence (51%)
- Physical Assault/Attack Not Resulting In Death (26%).

Hargeysa district was the distict with the highest number of protection violations in the region from January 2016 to May 2023 (9,252).

PRIORITY NEED ON ARRIVAL (MAY 2023 IN %)

Food	40%
Water	13%
Shelter	0%
Health	0%
Protection[4]	0%
Livelihood	47%
Transport	0%
Other	0%

[6]Protection figures are underreported due to the concerns related to the sensitivety of this topic in the context of Somalia.

This dashboard should be read in conjunction with the Notes on PRMN Methodology which outline the approach and certain limitations. More information on Somalia can be found on the UNHCR Somalia Data Portal.

Implemented by:

NRC NORWEGIAN REFUGEE COUNCIL

UNHCR is grateful for the generous contributions of donors who have directly contributed to the UNHCR Somalia operation in 2023

United Nations CERF Central Emergency Response Fund

From the People of Japan

WFP World Food Programme