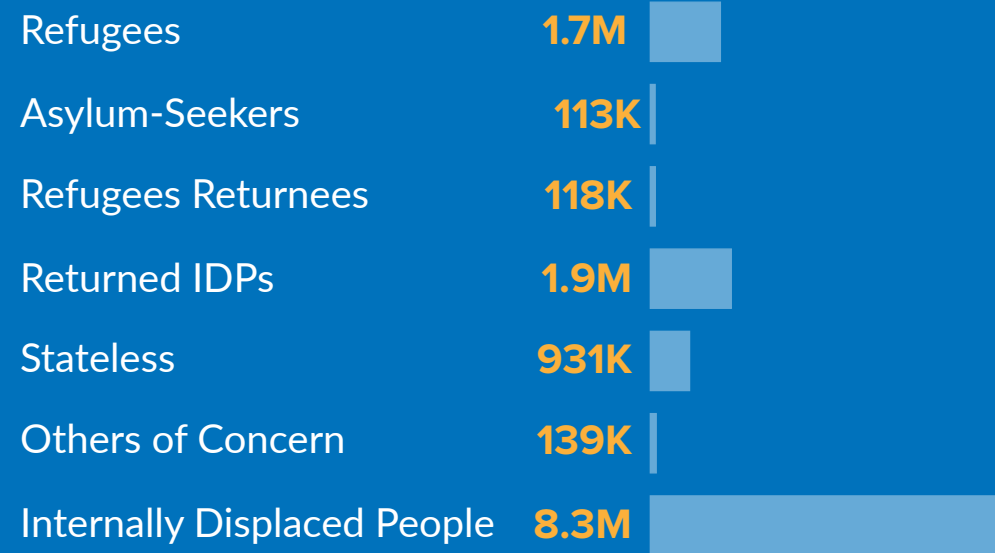
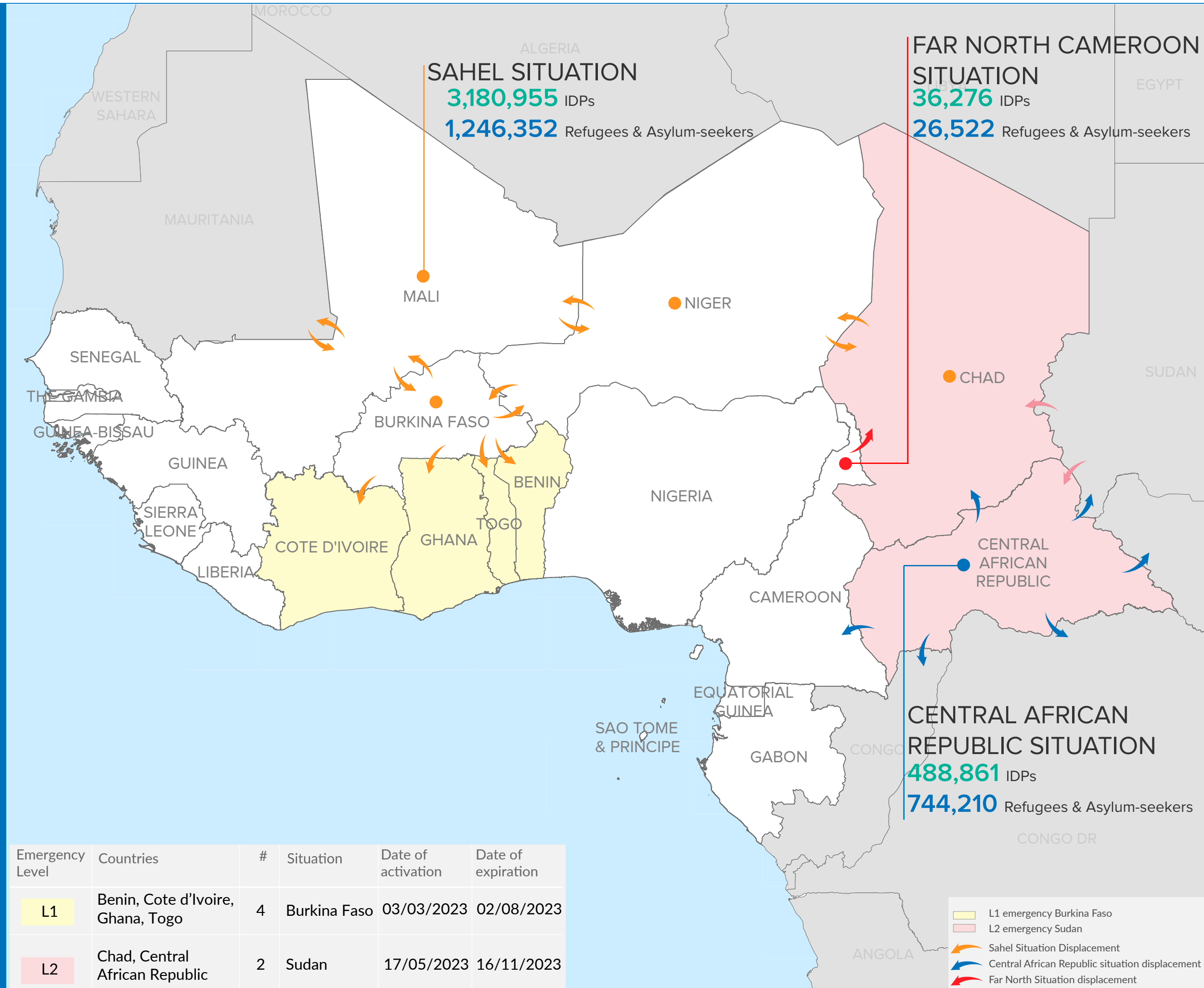
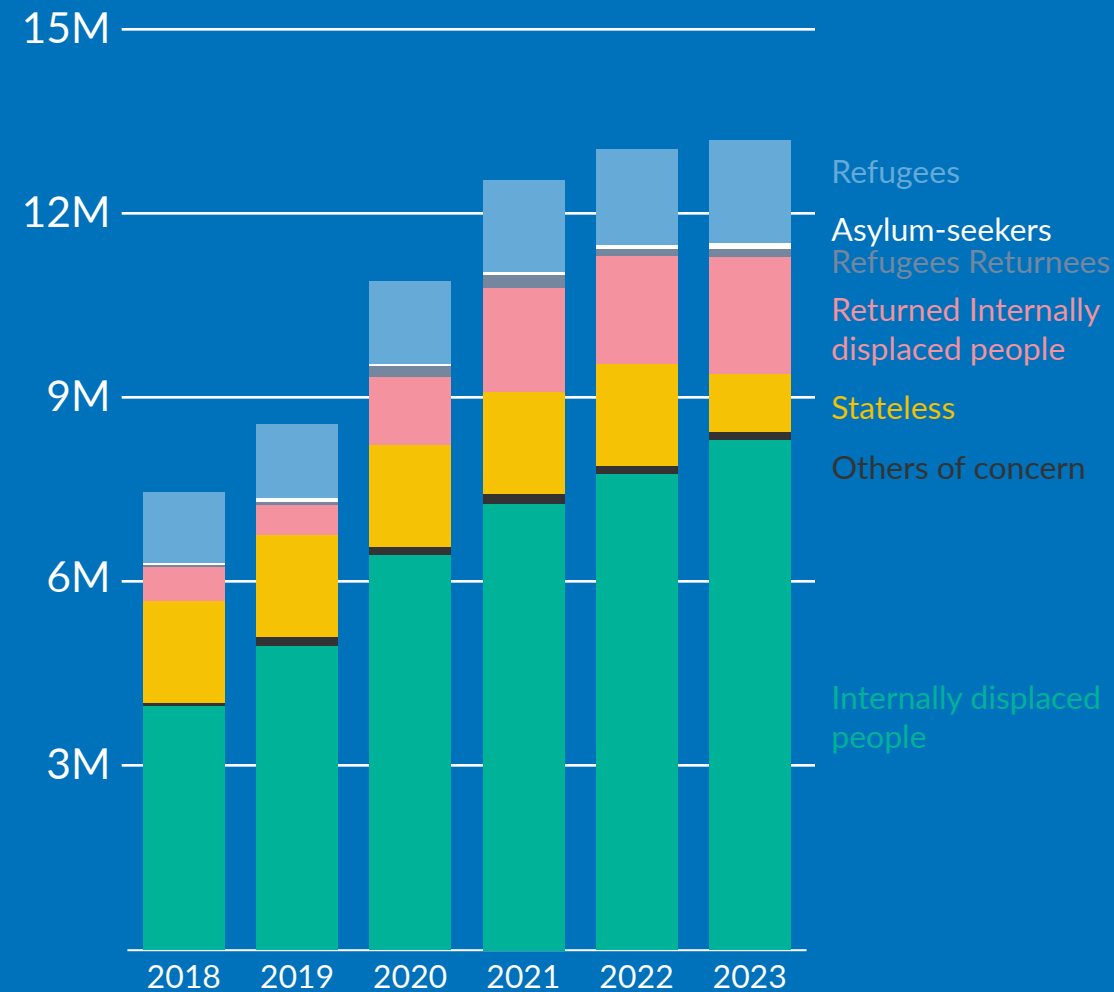


13.2 MILLION

FORCIBLY DISPLACED AND STATELESS PEOPLE



General Trends 2018 - 2023



Source : Geographic data: UNCS. Population statistics: UNHCR Monthly Statistical Reports or latest available, IDP statistics from OCHA, IOM.

The boundaries and names shown, and the designations used on this map do not imply official endorsement or acceptance by the United Nations
For more information, please contact rbwcadima@unhcr.org

13.2 MILLION FORCIBLY DISPLACED POPULATION

The total forcibly displaced and stateless population to UNHCR in West and Central Africa (WCA) relates to the people UNHCR is mandated to protect and assist. It includes those who have been forcibly displaced; those who have returned home within recent years; those who are stateless or at risk of statelessness; and other groups to whom UNHCR has extended its protection or assisted on a humanitarian basis.

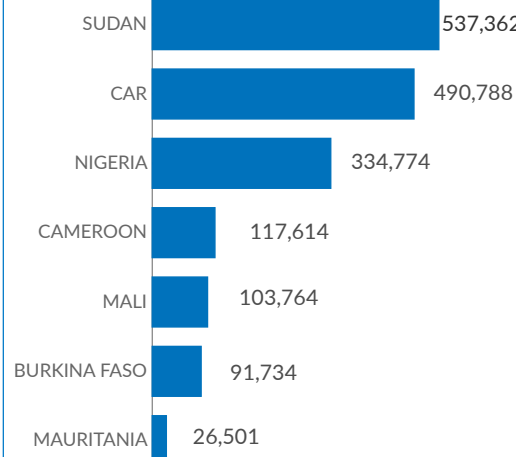
- 1.7** MILLION REFUGEES & ASYLUM-SEEKERS
- 8.3** MILLION INTERNALLY DISPLACED PERSONS
- 931** K. STATELESS & AT RISK OF STATELESSNESS
- 1.9** MILLION RETURNED INTERNALLY DISPLACED
- 0.1** MILLION REFUGEES RETURNEES
- 0.1** MILLION OTHERS OF CONCERN

The total of 1.7 million refugees represents an 10% increase from May 2022. Chad hosts the largest number of refugees in the region with 39%. Cameroon is the second largest refugee-hosting country in the region with 27%. Sudan, CAR, and Nigeria are the main countries of origin (together 77%) of the region's refugees with a contribution of 30%, 28%, and 19% respectively.

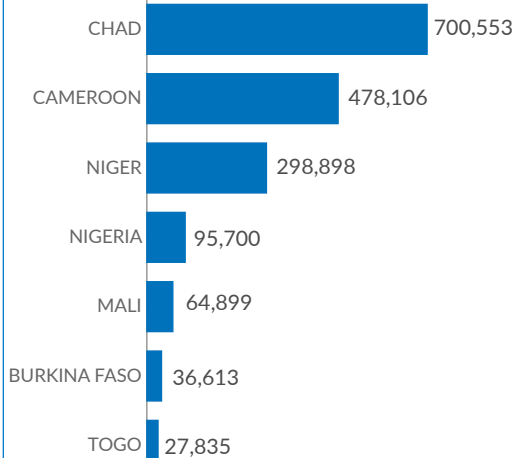
The number of internally displaced rose to an estimated 8.3 million. Nigeria hosts 43% of IDP population in the region. Burkina Faso is the second largest country in terms of IDPs (25%).

The Lake Chad Basin hosts 32% of forcibly displaced population in West and Central Africa. Central Sahel hosts the second largest number (31%) with the majority being Internally Displaced Persons in Burkina Faso (64%).

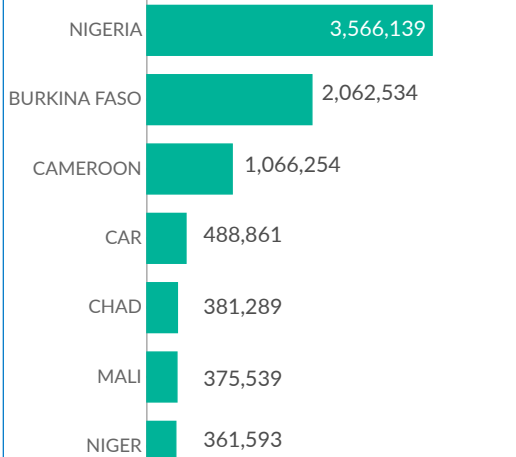
MAIN COUNTRIES OF ORIGIN



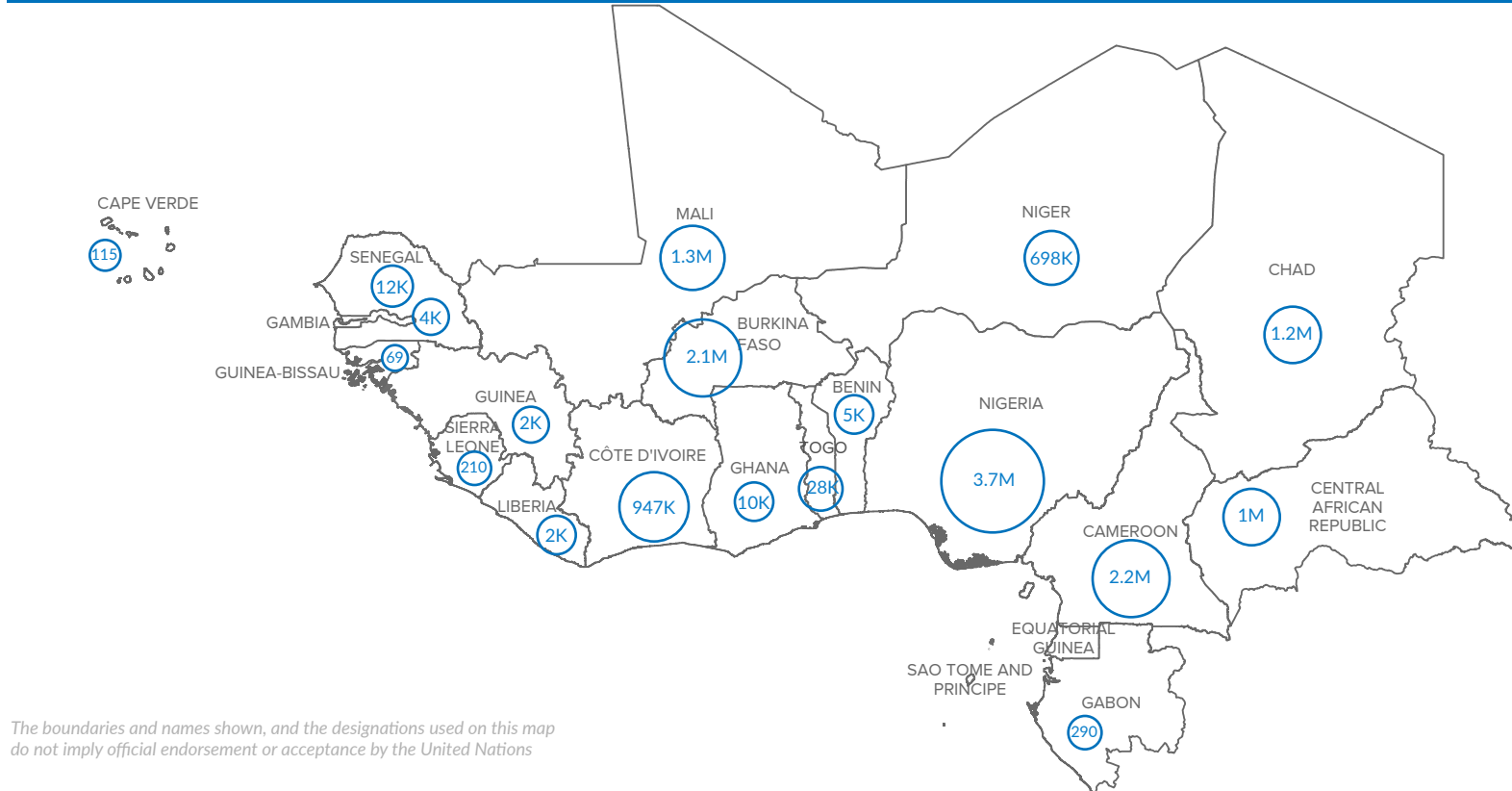
MAIN COUNTRIES OF ASYLUM



INTERNAL DISPLACEMENTS

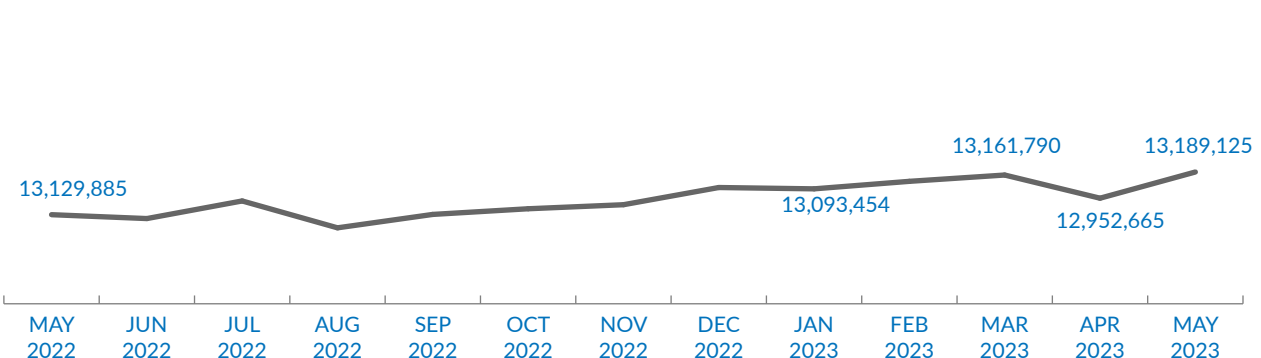


PERSONS OF CONCERN BY COUNTRY



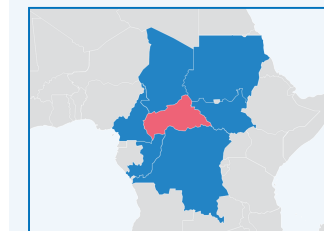
	REFUGEES	ASYLUM SEEKERS	REF. RETURNEES	IDPs	RETURNED IDP	STATELESS	OTHERS	TOTAL
BENIN	2,684	2,357						5,041
BURKINA FASO	36,058	555		2,062,534				2,099,147
CAMEROON	469,281	8,825		1,066,254	645,746			2,190,106
CAPE VERDE						115		115
CAR	11,324	10,857	31,662	488,861	499,430			1,042,134
CHAD	695,157	5,396		381,289			101,551	1,183,393
COTE D'IVOIRE	8,746	7,289				931,076	94	947,205
GABON	211	79						290
GAMBIA	3,755	423						4,178
GHANA	5,912	4,177						10,089
GUINEA	2,203	57						2,260
GUINEA BISSAU	32	37						69
LIBERIA	1,158	638						1,796
MALI	63,990	909	85,146	375,539	776,315			1,301,899
NIGER	249,256	49,642		361,593			37,604	698,095
NIGERIA	92,178	3,522	1,319	3,566,139				3,663,158
SENEGAL	11,819	286						12,105
SIERRA LEONE							210	210
TOGO	8,990	18,845						27,835
GRAND TOTAL	1,662,754	113,894	118,127	8,302,209	1,921,491	931,191	139,459	13,189,125

POPULATION TRENDS



SITUATION

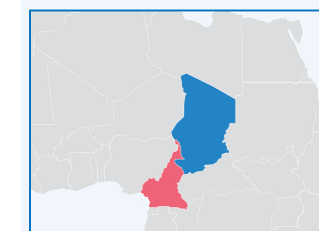
CAR SITUATION



744,210 REFUGEES AND ASYLUM-SEEKERS
488,861 INTERNALLY DISPLACED PERSONS

These figures represent refugees from Central African Republic in neighboring countries (Cameroon, Chad, Congo, the Democratic Republic of Congo, Sudan, South Sudan) and IDP in Central African Republic

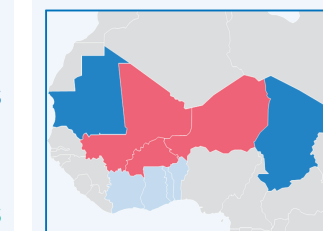
FAR NORTH CAMEROON



26,522 REFUGEES AND ASYLUM-SEEKERS
36,276 INTERNALLY DISPLACED PERSONS

These figures represent Cameroonian refugees in Chad and forcibly displaced people following the outbreak of violence in the Far North region of Cameroon in December 2021.

SAHEL SITUATION

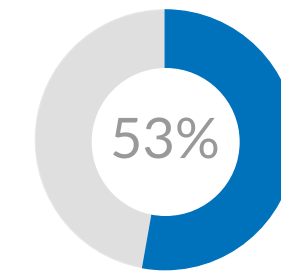


1,246,352 REFUGEES AND ASYLUM-SEEKERS
3,180,955 INTERNALLY DISPLACED PERSONS

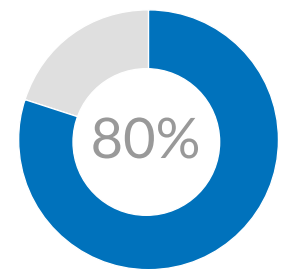
These figures represent all refugees and IDPs in Central Sahel (Burkina Faso, Mali, Niger), Chad and Mauritania. Refugees from Central Sahel in neighboring coastal countries (Benin, Cote d'Ivoire, Ghana, Togo) are also included.

REFUGEE POPULATION PROFILE

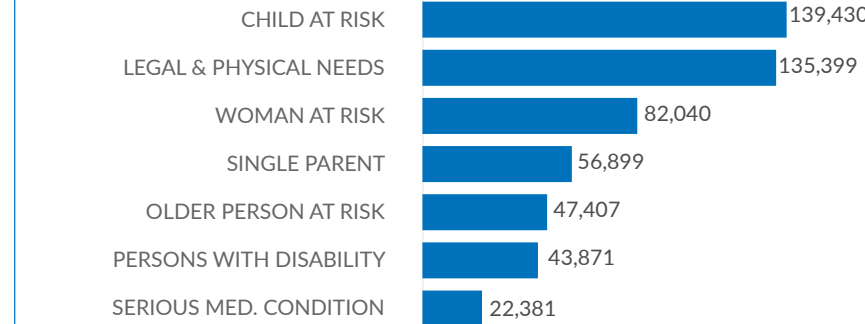
CHILDREN



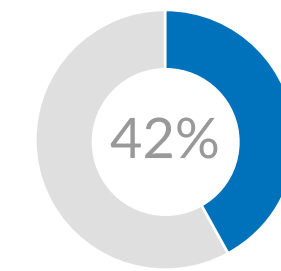
WOMEN & CHILDREN



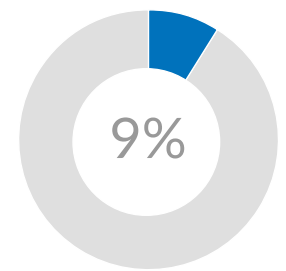
REFUGEES WITH SPECIFIC NEEDS



REFUGEES IN CAMP



REFUGEES IN URBAN AREA



DEMOGRAPHICS

