ETHIOPIA - SOMALI REGION

Doolo Zone Refugee Response - 5W Operational Presence

As of 09 June 2023

RESPONSE REPORTED AS OF JUNE 2023

83K refugees reached[1]

100K refugees targeted

For more information, visit UNHCR Data Portal and the dynamic dashboard.

REGISTRATION

91K refugees preregistered

25K refugees individually registered

OPERATIONAL PRESENCE

3 woredas with reported activities

14 kebeles with reported activities[2]

ORGANIZATIONS

16 organizations responding

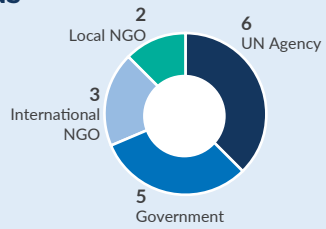

OPERATIONAL PRESENCE

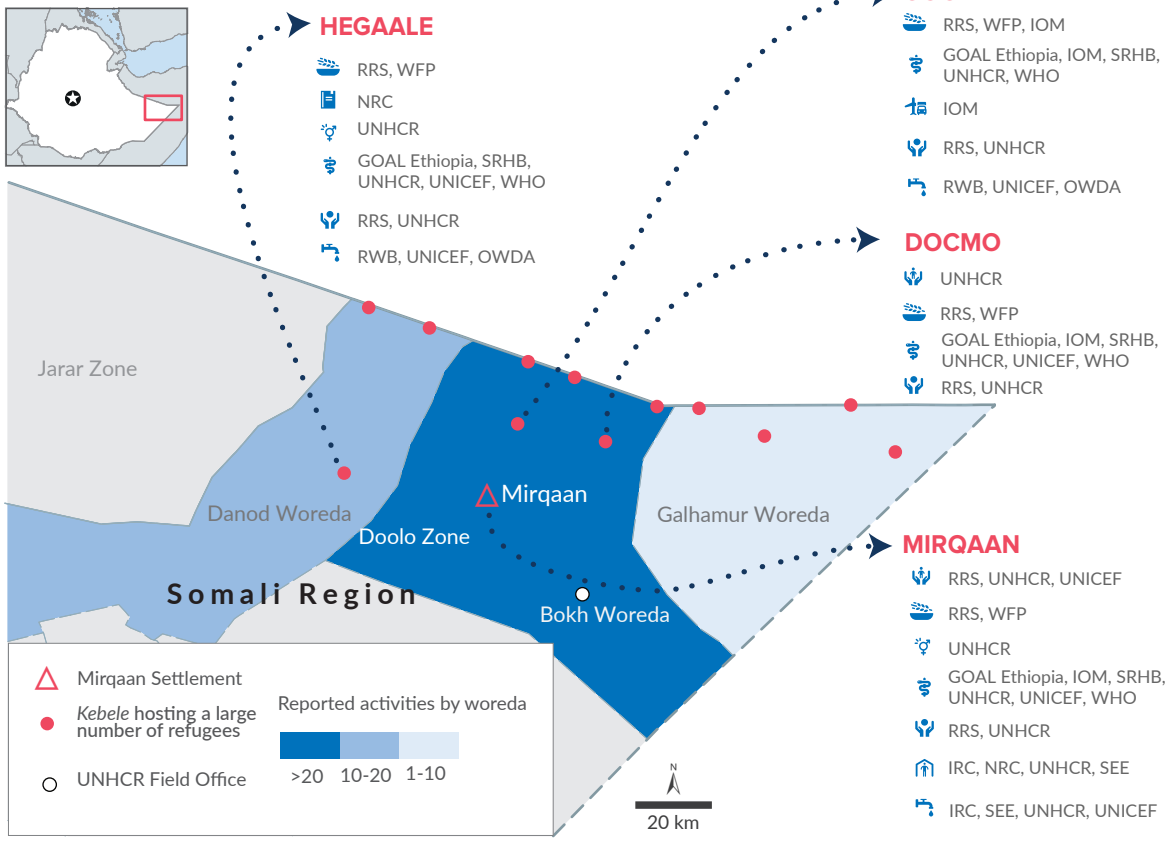

NUMBER OF PEOPLE REACHED BY SECTOR

SECTOR	REACHED	TARGET
Protection[3]	24k	100k
Child Protection[4]	2	100%
GBV[5]	22k	31k
Food Security	83k	100k
Health & Nutrition[6]	22k	100k
Logistics[7]	22k	100k
Shelter[8]	22k	80k
WASH	22k	60k

Cumulative Trend of Refugees Reached | February - May

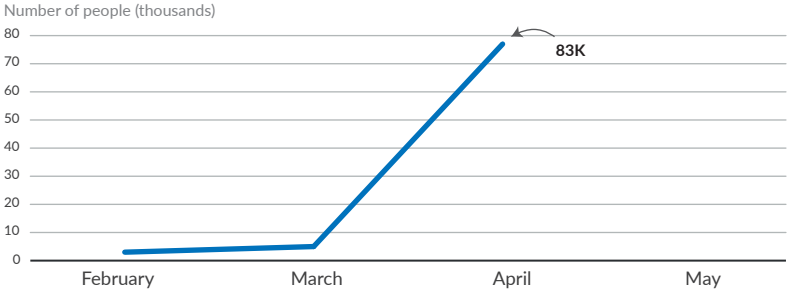

Partners and Acronyms

• GOAL Ethiopia • International Organization for Migration (IOM) • International Rescue Committee (IRC) • Norwegian Refugee Council (NRC) • Organization for Welfare and Development in Action (OWDA) • Refugees and Returnees Services (RRS) • Save the Environment Ethiopia (SEE) • Somali Regional Bureau of Education (SRBE) • Somali Regional Health Bureau (SRHB) • Somali Regional Water Bureau (SRWB) • Somali Regional Bureau of Children and Women Affairs (BOWCA) • United Nations High Commissioner for Refugees (UNHCR) • United Nations International Children's Emergency Fund (UNICEF) • United Nations Population Fund (UNFPA) • World Food Programme (WFP) • World Health Organization (WHO)

[1] Estimate of people reached with some type of humanitarian assistance, at least once. This does not mean that the needs have been fully met. [2] Only *kebeles* with major partner activities are listed on this visualization. Please refer to the dynamic dashboard for a detailed overview. [3] This number only includes those refugees who are individually registered. [4] Amongst the 67 identified UASC those who have been provided with alternative care and/or reunited. [5] Estimated number of persons reached with GBV awareness raising activities. [6] Number of people reached with key messages on health and nutrition. [7] People targeted is as reported in the Inter-agency Emergency Appeal. [8] Direct beneficiaries of emergency shelter in Mirqaan Settlement.

*The boundaries and names shown and the designations used on this map do not imply official endorsement or acceptance by the United Nations. * Only kebeles with major partner activities are listed on this visualization. Please refer to the dynamic dashboard for a detailed overview.*

Data Period: February - June 2023 **Source:** 5W Matrix for the Somalia Emergency **Feedback:** orhan@unhcr.org