Zaatari | Jordan

Public Health Profile

Quarter 2 02 April - 01 July 2022

Refugee population

Total refugee population: **81,537**

Demographic breakdown:

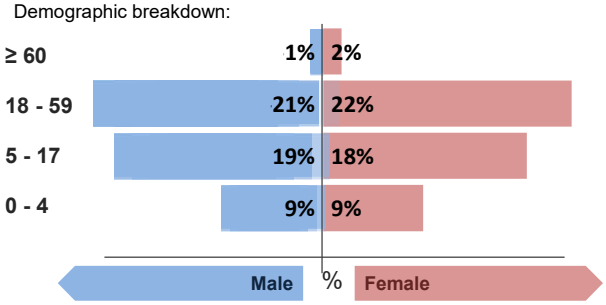

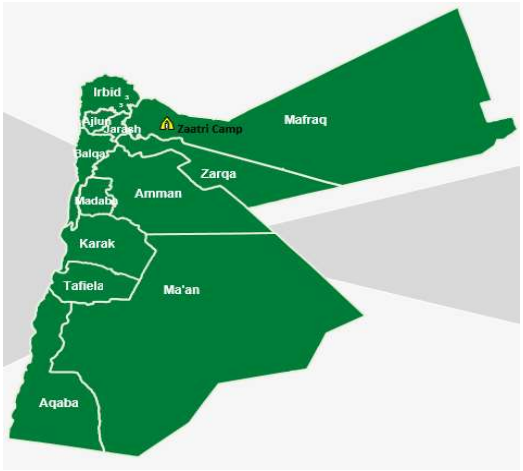

Key facts

Camp opened:
July 2012

Indicators at a glance

1	Health utilisation rate	2.6	√
2	Number of consultations per clinician per day	38	√
3	Hospitalisation rate (/1000/month)	2.6	
4	% deliveries attended by skilled personnel	100%	√
5	Crude Mortality Rate (CMR) (/1000/month)	0.1	√
6	Under-five Mortality Rate (U5MR) (/1000/month)	0.2	√
7	Neonatal Mortality Rate (NNMR) (/1000 livebirths)	6.3	√

Notes

This public health profile for Za'atri refugee camp is compiled from health facility data from the following partners:

- **IMC Clinic**
- **IMC ER Center**
- **Saudi Clinic**
- **IRC Clinic**
- **JHAS Maternity Center**
- **Qatari Clinic**
- **SAMS Clinic**

Data is collected using standardised Health Information System (HIS) data collection and reporting tools and aims to be as accurate as possible.

Morbidity

Acute health conditions (%)

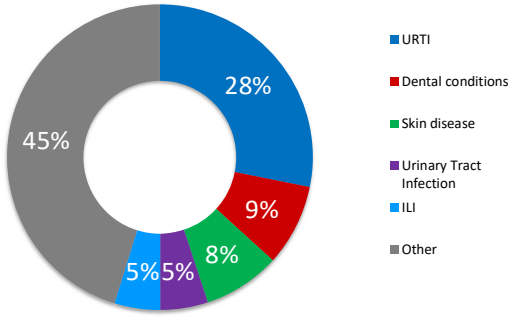

Chronic health conditions (%)

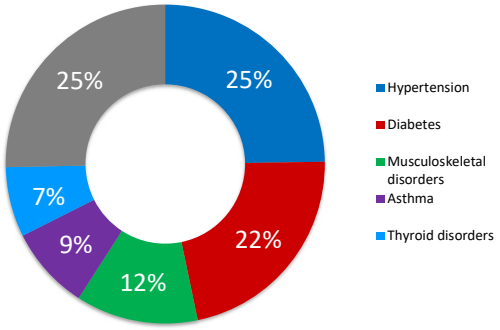

Top 5 acute health conditions

		% morbidity	# of cases
1	URTI	28%	12,346
2	Dental conditions	9%	3,802
3	Skin disease	8%	3,577
4	Urinary Tract Infection	5%	2,209
5	ILI	5%	2,127
-	Other	45%	19,851

Top 5 chronic health conditions

		% morbidity	# of cases
1	Hypertension	25%	4,659
2	Diabetes	22%	4,127
3	Musculoskeletal disorders	12%	2,328
4	Asthma	8%	1,589
5	Thyroid disorders	7%	1,337
-	Other	25%	4,757

Breakdown of acute health conditions

by age

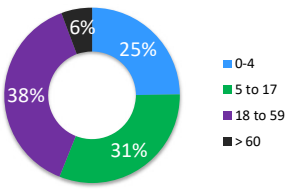

by gender

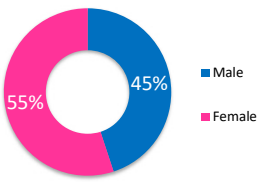

Breakdown of chronic health conditions

by age

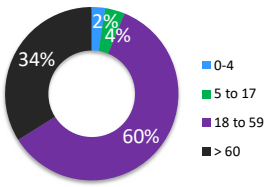

by gender

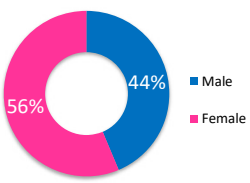

Public Health

Health Impact	Indicator	Standard	
Crude Mortality Rate (CMR) (/1000/month)	0.1	< 0.51	√
Under-five Mortality Rate (U5MR) (/1000/month)	0.2	< 1.5	√
Neonatal Mortality Rate (NNMR) (/1000 livebirths)	6.3	< 14.9	√

Access and utilization			
Total number of consultations	68,967		
Health utilisation rate	2.6	1 - 4	√
No. of consultations per trained clinician per day	38	< 50	√

Outbreak Alert and Response	Indicator	Standard
Number of outbreaks reported	0	
% of outbreaks investigated within 48 hours		100%

Laboratory		
Number of laboratory samples	67,082	

Breakdown of mental health conditions

By cause

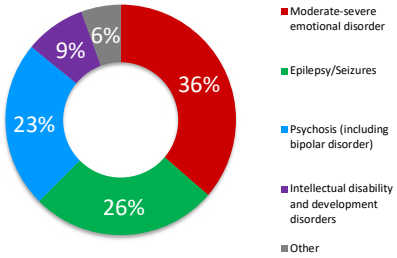

By age

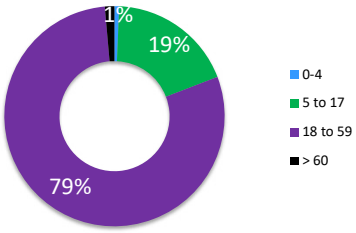

By gender

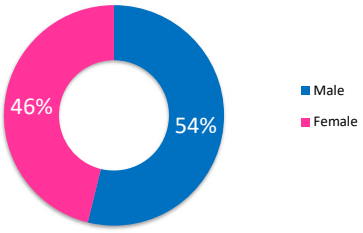

Breakdown of injuries

By cause

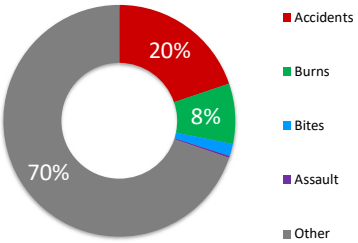

By age

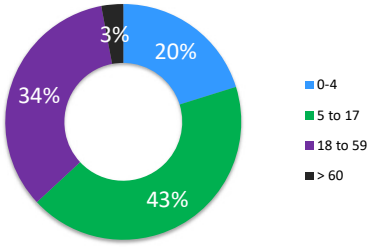

By gender

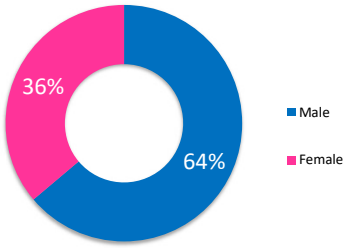

In-patient and referral

In-patient department	Indicator	Standard	
Hospitalisation rate (/1000/year)	31.1	50 - 150	^
Bed occupancy rate	95%	> 75%	√
Mean length of stay for authorised discharges (days)	1.4		

Reproductive Health

Antenatal care	Indicator	Standard	
Coverage of antenatal care (4 or more visits)	100%	≥ 90%	√
Coverage of TT vaccination	100%	≥ 90%	√
Coverage of anaemia screening in pregnancy	100%	≥ 90%	√

Delivery care			
Proportion of deliveries attended by skilled personnel	100%	≥ 90%	√
Proportion of deliveries performed by caesarean section	36%	5 - 15%	X
Proportion of low birth weight deliveries (<2500g)	0%	< 15%	√

Maternal mortality		
Number of maternal deaths reported	0	
% of maternal deaths investigated within 48 hours	0%	100%

Postnatal care	Indicator	Standard	
Coverage of postnatal care	93%	≥ 90%	√

Sexual and Gender-based Violence			
Incidence of rape (reported cases/10,000/year)*	0.0		^
% of rape survivors who received PEP** < 72 hours		100%	^
% of rape survivors who received ECP*** < 120 hours		100%	^
% of rape survivors who received STI**** prophylaxis < 2 wks		100%	^

*Only includes rapes reported at health facilities **Post-exposure prophylaxis ***Emergency contraceptive pill ****Sexually transmitted infection

UNHCR gratefully acknowledges the support of the following partners: