I. Central African Refugees and Asylum Seekers

Key Figures

210 552 Refugees and Asylum Seekers

155 317 Refugees and Asylum Seekers biometrically registered

210 272 Registered Refugees

280 Asylum Seekers

Age and Gender of Refugee Population

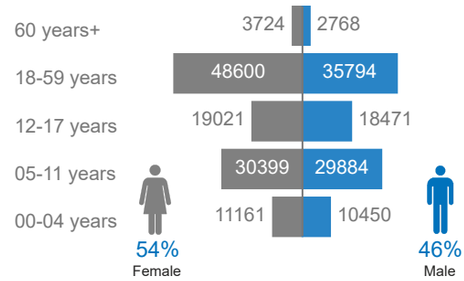

Age and Gender of Asylum Seekers

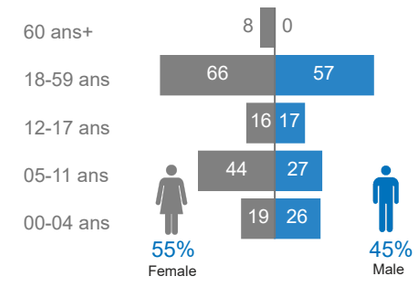

Central African Refugee Population by Type of Location

Rural	In settlements	Urban
161,516	48,443	313
76.81%	23.04%	0.15%

Central african Refugee in settlements

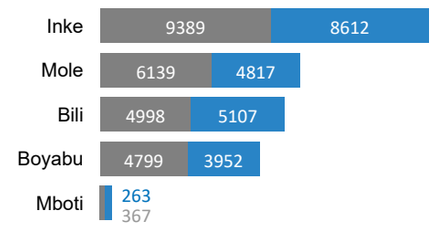

Refugees in the developpement pole

Location	F	M
Modale	3211	2775
nzakara	4756	3891
sidi	2197	2126
wenze	3665	2549
Total	**13829**	**11341**

Locations of Central African Refugee Population in DRC

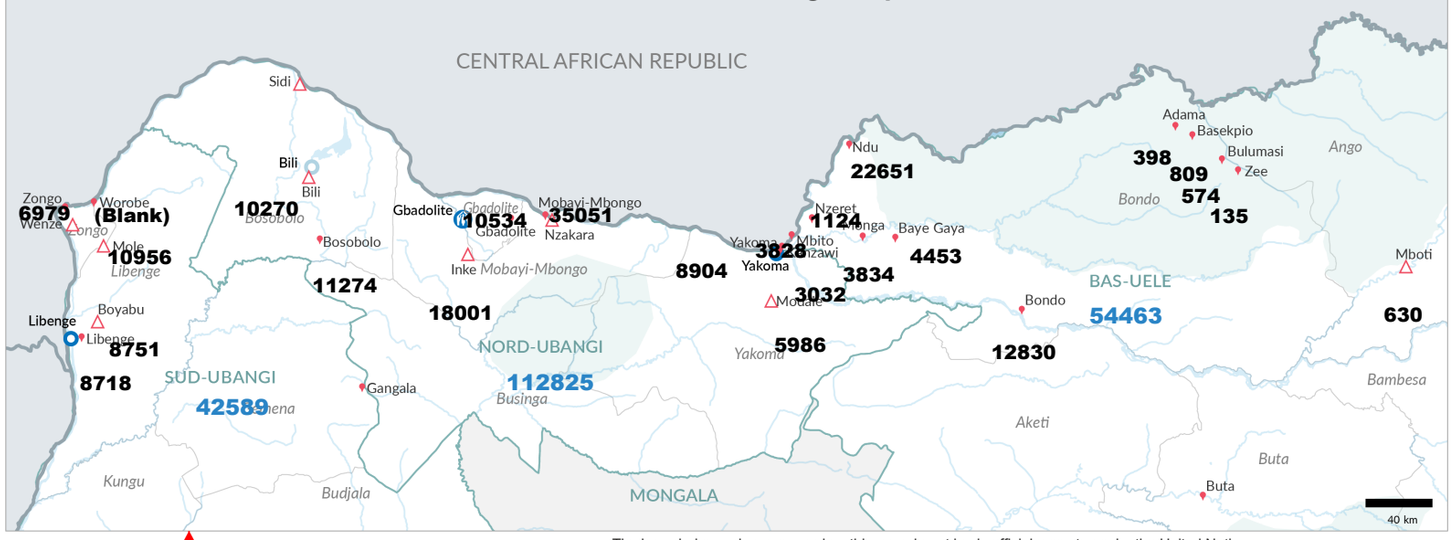

Central African Refugee Population Trend (2016 - 2023)

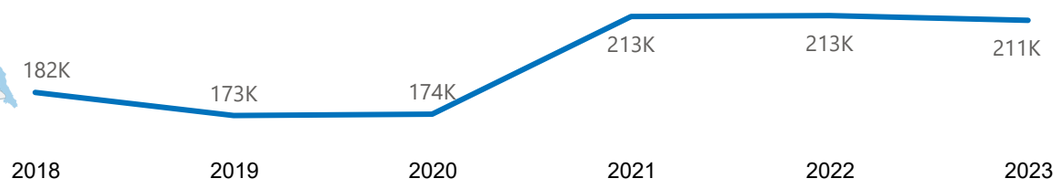

Comments about the figures of Central African refugees

210,552 Central African refugees and asylum seekers in DRC as at 30/6/2023, i.e. 210,272 refugees and 280 asylum seekers with identity documents issued by the government with UNHCR support. This represents an increase of 0.04% on May's figures, due to ongoing registration.

II. South Sudanese Refugees and Asylum Seekers

Key Figures

56 950 Reugees and Asylum Seekers

34 428 Refugees and Asylum Seekers biometrically registered

56 610 Registered Refugees

340 Asylum Seekers

Age and Gender of Refugee Population

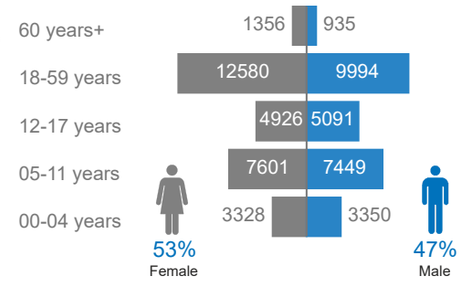

Age and Gender of Asylum Seekers

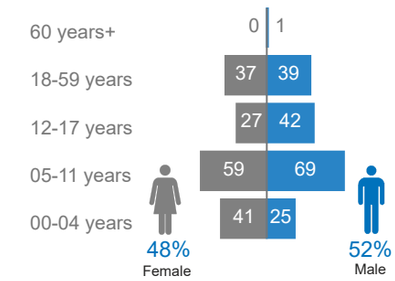

South Sudanese Refugee Population by Type of Location

Rural	In settlements	Urban
18,621	37,936	53
32.89%	67.01%	0.09%

South Sudanese Refugee in settlements

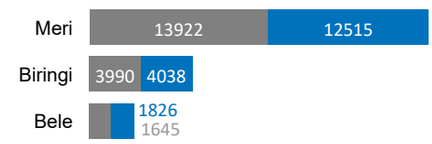

South Sudanese Urban refugee

Location	Female	Male
Kinshasa	31	22
Total	**31**	**22**

Location of South Sudanese Refugees in DRC

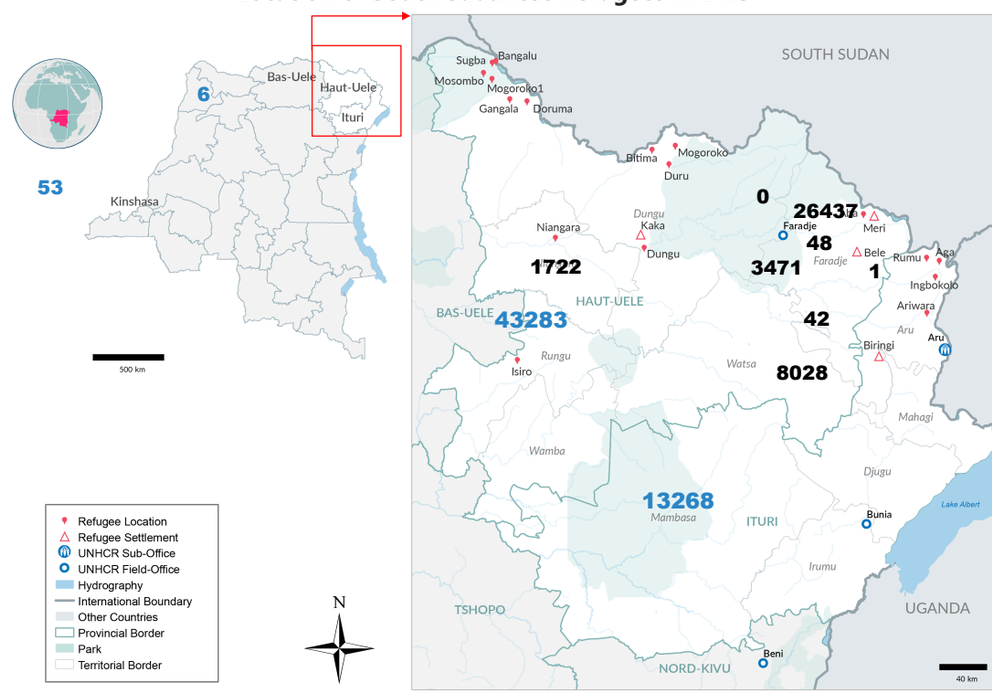

The boundaries and names used on this map do not imply official acceptance by the United Nations.

South Sudanese Refugee Population Trend (2016 - 2023)

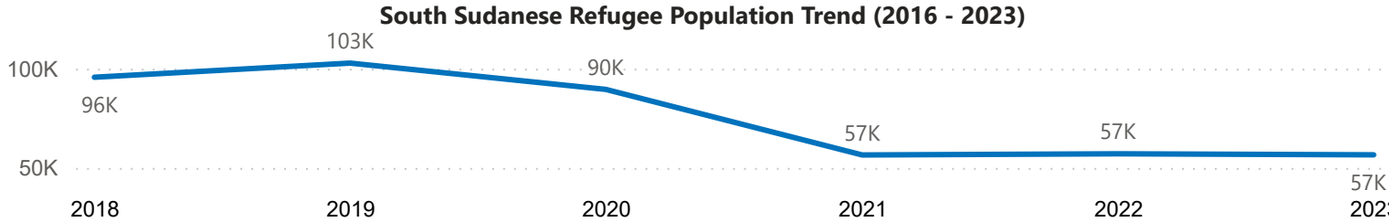

Comments about the figures of South Sudanese refugees

As at 30/06/2023 we have **56,950** South Sudanese refugees and asylum seekers in the DRC with identity documents issued by the government with the support of the UNHCR. An increase of 0.001% due to continuous registration (74).

III. Burundian Refugees and Asylum Seekers

Key Figures

46 284 Refugees and Asylum Seekers

28 830 Refugees and Asylum Seekers biometrically registered

43 977 Registered Refugees

2 307 Asylum Seekers

Age and Gender of Refugee Population

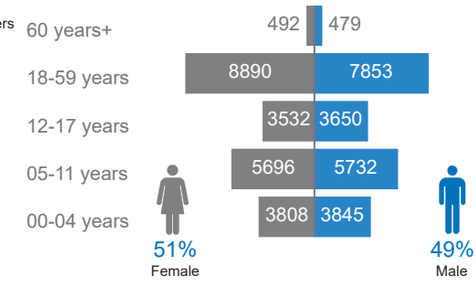

Age and Gender of Asylum Seekers

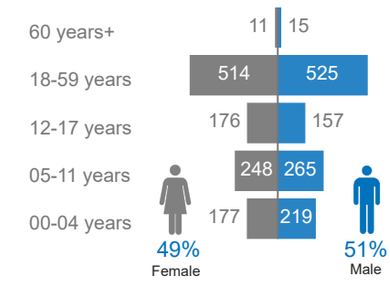

Burundian Refugee Population by Type of Location

Rural	In settlements	Urban
5,864	35,880	2,233
13.33%	81.59%	5.08%

Burundian Refugee in settlements

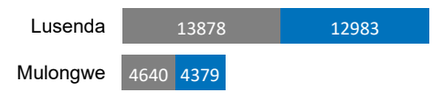

Burudian Urban refugee

Location	Female	Male
Lubumbashi	564	634
Goma	377	338
Bukavu	124	151
Kinshasa	26	19
Total	**1091**	**1142**

Location of Burundian Refugees in DRC

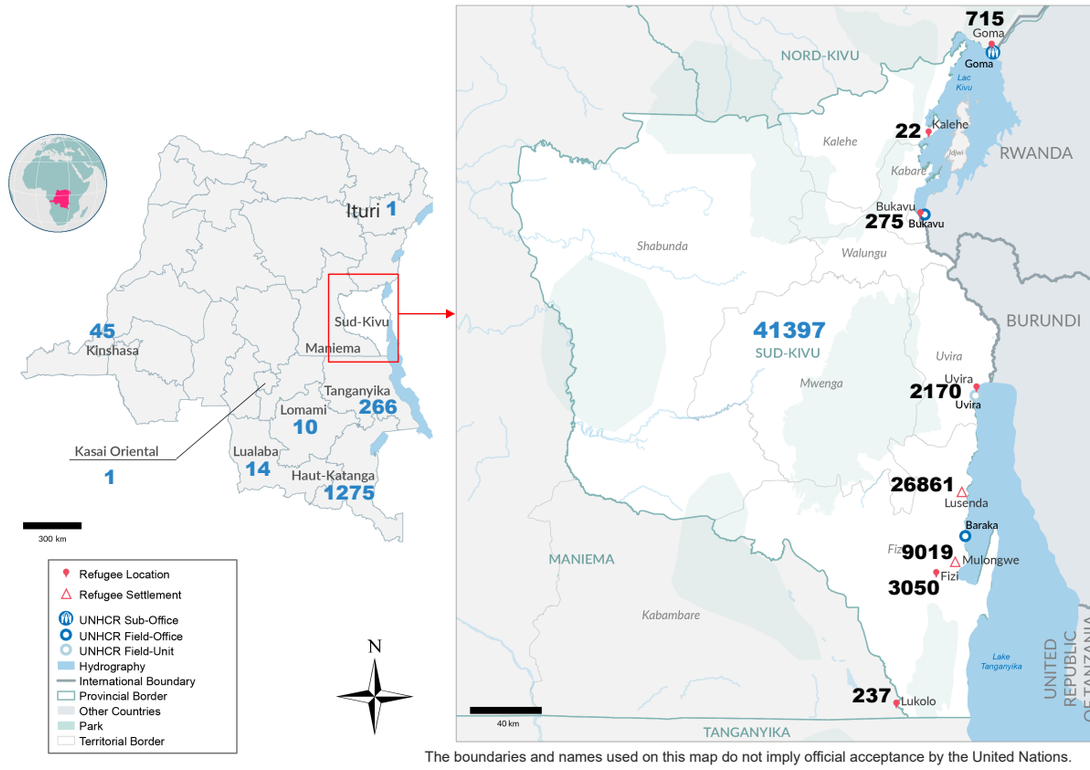

The boundaries and names used on this map do not imply official acceptance by the United Nations.

Burundian Refugee Population Trend (2016 - 2023)

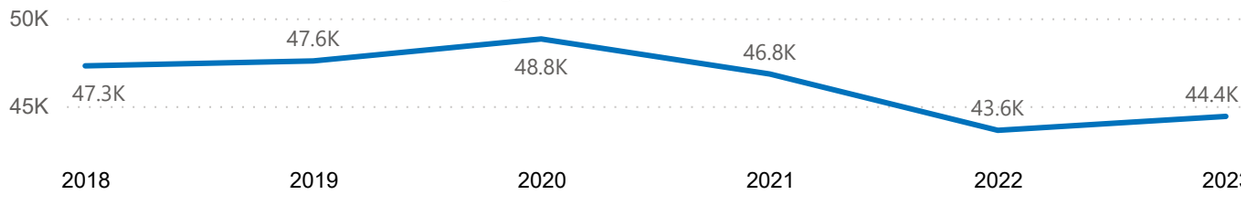

Comments about the figures of Burundian refugees

46,284 Burundian refugees and asylum seekers in the DRC as at 30/06/2023, including 43,977 refugees and 2,307 asylum seekers. This represents a 0.9% decrease on the previous month due to repatriation. All refugees and asylum seekers hold identity documents issued by the government with technical support from UNHCR.

III. Rwandese Refugees and Asylum Seekers

Key Figures

208 199 Refugees and Asylum Seekers

75 178 Refugees and Asylum Seekers biométrically registered

207 970 Registered Refugees

229 Asylum Seekers

Age and Gender of Refugee Population

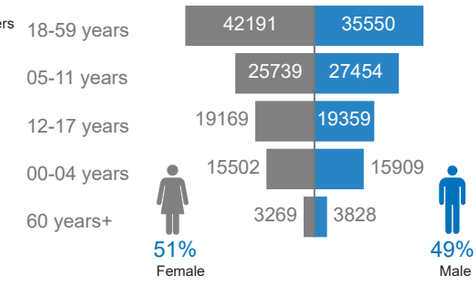

Age and Gender of Asylum Seekers

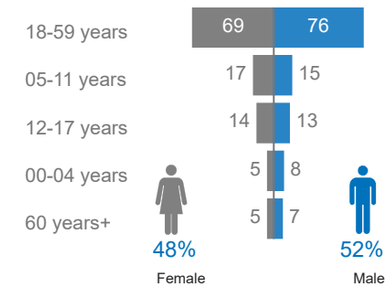

Rwandese Refugee Population by Type of Location

203,107	4 863
97.66%	2.34%
Rural	Urban

Refugee rwandese in province

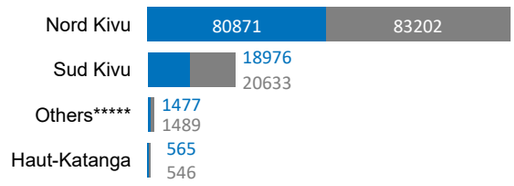

Rwandese Urban refugee

Localisation	F	M
Bukavu	710	546
Goma	1265	1237
Kinshasa	115	104
Lubumbashi	429	457
Total	**2519**	**2344**

Location of rwandese Refugees in DRC

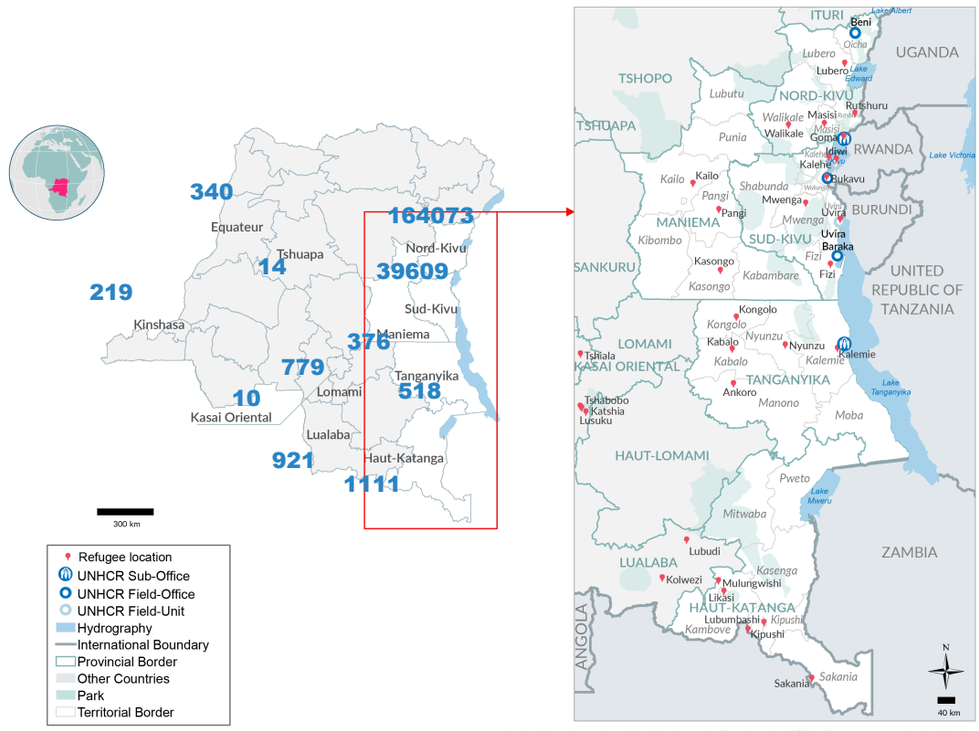

The boundaries and names shown and the designations used on this map do not imply official endorsement or acceptance by the United Nations.

Date d'impression: 10 Jul 2023 Sources: UNHCR, RGC Auteur: UNHCR - Kinshasa Feedback: codkidrcim@unhcr.org Nom du fichier: COD_Map_RWA_30062023_A3

Rwandese Refugee Population Trend (2016 - 2023)

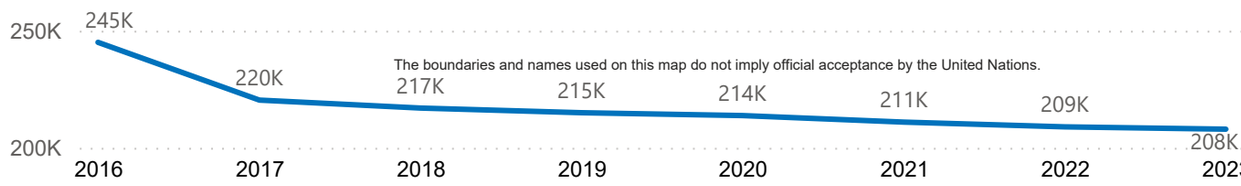

The boundaries and names used on this map do not imply official acceptance by the United Nations.

Comments about the figures of rwandese refugees

The presence of armed groups, military operations and inaccessibility in areas with a high concentration of refugees have made it difficult to finalize the Rwandan refugee registration operation. Registration continues in accessible areas.