



# Tanzania Refugee Population Update

as of 30 June 2023



The UN Refugee Agency

## Key Figures

**255,459** \*  
Population of Concern

**84.0%**  
214,599  
Living in camps

**7.5%**  
19,100  
Living in settlements

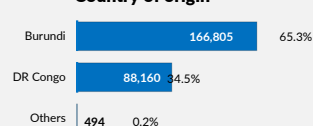
**8.4%**  
21,507  
Living in villages

**0.1%**  
253  
Living in urban area

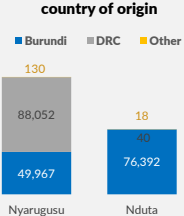
**85%**  
216,324  
Refugees

**15%**  
39,135  
Asylum-seekers

### Country of origin



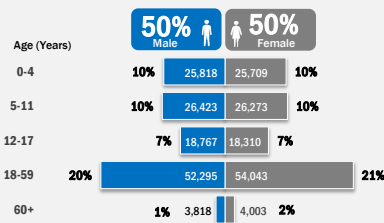
### Camp-based population by country of origin



## Age and Gender

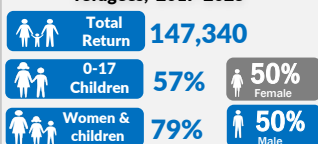
**55%**  
Children

**3%**  
Older People



## Durable Solutions

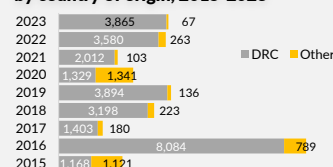
### Voluntary return of Burundian refugees, 2017-2023



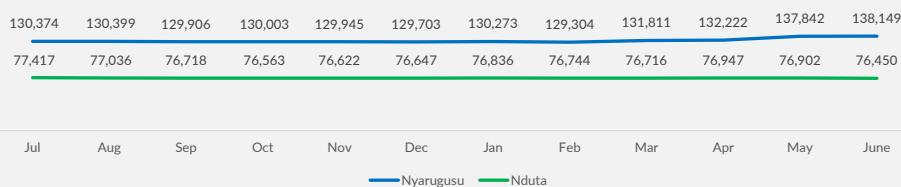
### Local integration

**162,000** former Burundian refugees (1972) granted citizenship by the Government of Tanzania.

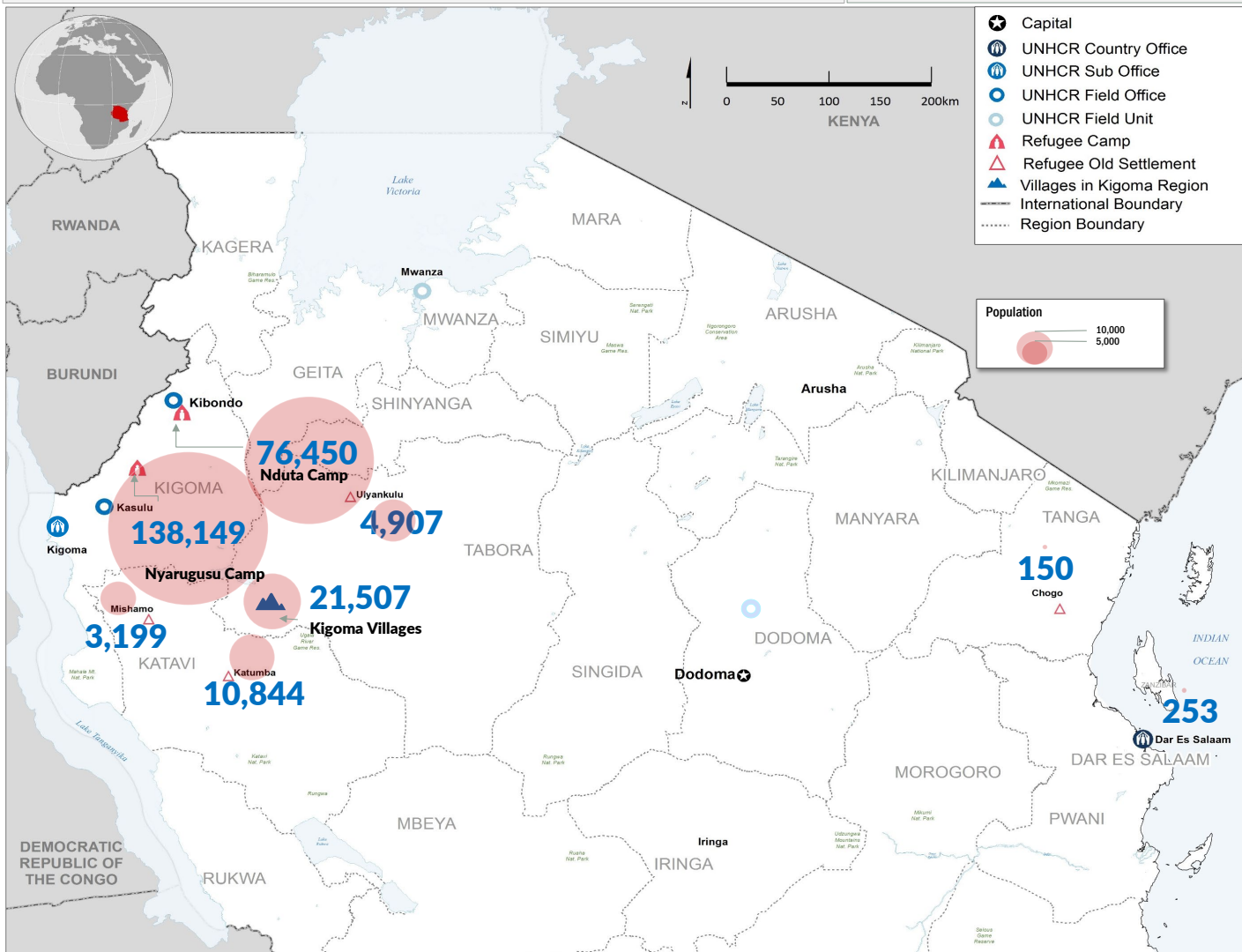
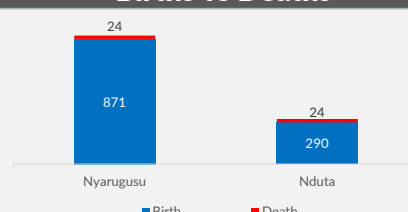
### Resettlement departures by country of origin, 2015-2023



## Camp population trend: July 2022 to June 2023



## Births vs Deaths



The boundaries and names shown and the designations used on this map do not imply official endorsement or acceptance by the United Nations. Sources: Boundaries: UNCS; Background: USGS; Data: Government of Tanzania, UNHCR. For more information, please contact: MALLYA@unhcr.org or visit: <https://data.unhcr.org/en/situations/burundi/location>