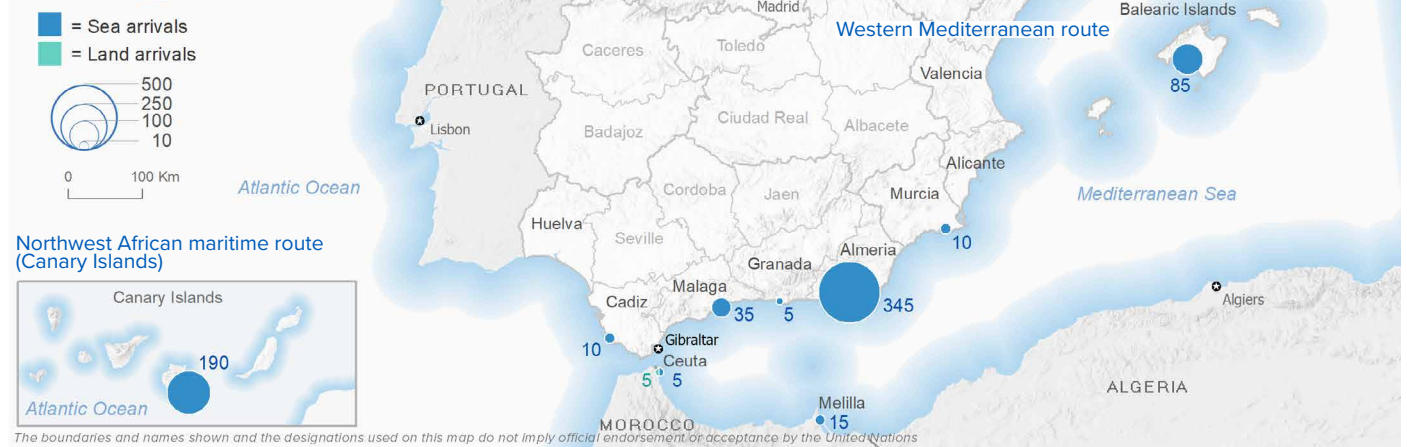


SPAIN Weekly snapshot - Week 28 (10 - 16 Jul 2023)

The charts below are based on figures from the Ministry of Interior and UNHCR estimates. All figures are provisional and subject to change

Refugees & migrants: sea and land arrivals in week 28¹



Arrivals in Spain

14,325
 Arrivals as of
 16 Jul 2023²

-9%
 Dif. 2022

14,026
 Sea Arrivals²
 Dif. 2022: -1%

299
 Land Arrivals²
 Dif. 2022: -80%

706
 Arrivals Week 28¹
 Dif. last week: +15%
 Dif. 2022: +21%

Western Mediterranean

6,606
 Arrivals as of
 16 Jul 2023²

+3%
 Dif. 2022

6,307
 Sea Arrivals²
 Dif. 2022: +29%

299
 Land Arrivals²
 Dif. 2022: -80%

516
 Arrivals Week 28¹
 Dif. last week: +42%
 Dif. 2022: +25%

Northwest African maritime (Canary Islands)

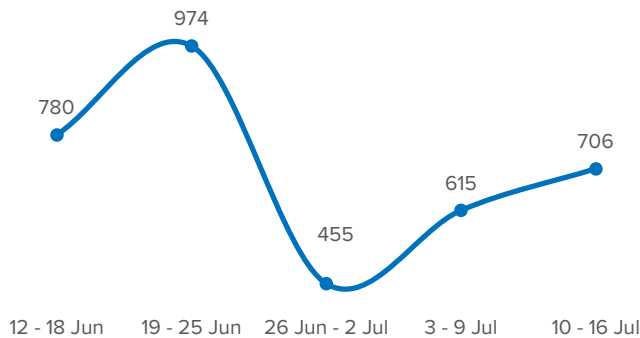
7,719
 Arrivals as of
 16 Jul 2023²

-17%
 Dif. 2022

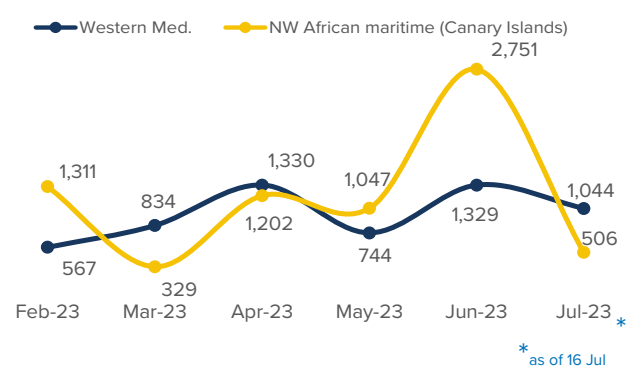
7,719
 Sea Arrivals²
 Dif. 2022: -17%

190
 Arrivals Week 28¹
 Dif. last week: -24%
 Dif. 2022: +11%

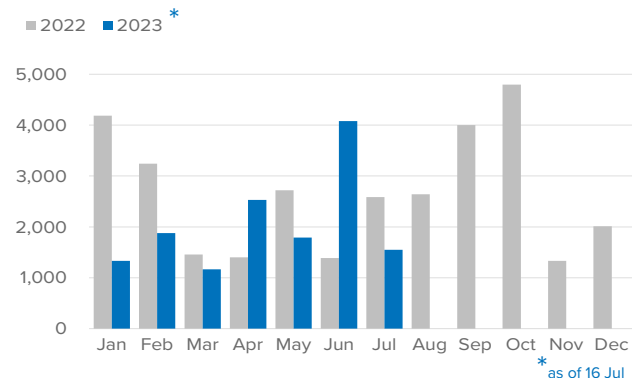
Arrivals in Spain during the last five weeks¹



Arrivals in Spain by route during the last six months²



Arrivals in Spain per month²



Arrivals in Spain per year²

