Inter-Agency Coordination Türkiye

Cash-Based Interventions Technical Working Group

Gaziantep

March 9, 2023

Agenda

Agenda Items	Time	Responsible	Details
1. Welcome & Introductions	10.00 – 10.10	All partners	• Welcome & Introduction
2. Review: Action Points & Announcements	10.10 – 10.20	UNHCR	• Action Points • Announcements
3. Market Situation	10.20 – 10.30	UNHCR	• Review of partners' needs assessments
	10.30 – 10.35	OCHA	• MIRA and market situation
	10.35 – 10.45	WFP	• WFP – TRC Market Assessment
	10.45 – 10.50	UNHCR	• Market Assessment Tracking Tool (overview / updates / questions)
	10.50 – 10.55	All Partners	• Partner observations and comments on market sit.
5. Government Requests (MFA)	10.55 – 11.10	UNHCR/TRC/ OCHA	• MFA list of Government Requests • Coordination group's overview
6. Operational Planning	11.10 – 11.20	UNHCR/TRC/ OCHA	• Government CBIs • Coordination Group Updates
	11.20 – 11.30	WFP/TRC	• MEB Update by WFP-IFRC-TRC
	11.30 – 11.35	Sector Coordinators	• Sector Connections
7. Reporting Tools	11.35 – 11.45	OCHA	• Existing and Planned 3W
8. Partner Updates	11.45 – 12.00	All Partners	• Partner updates

Welcome & Introductions

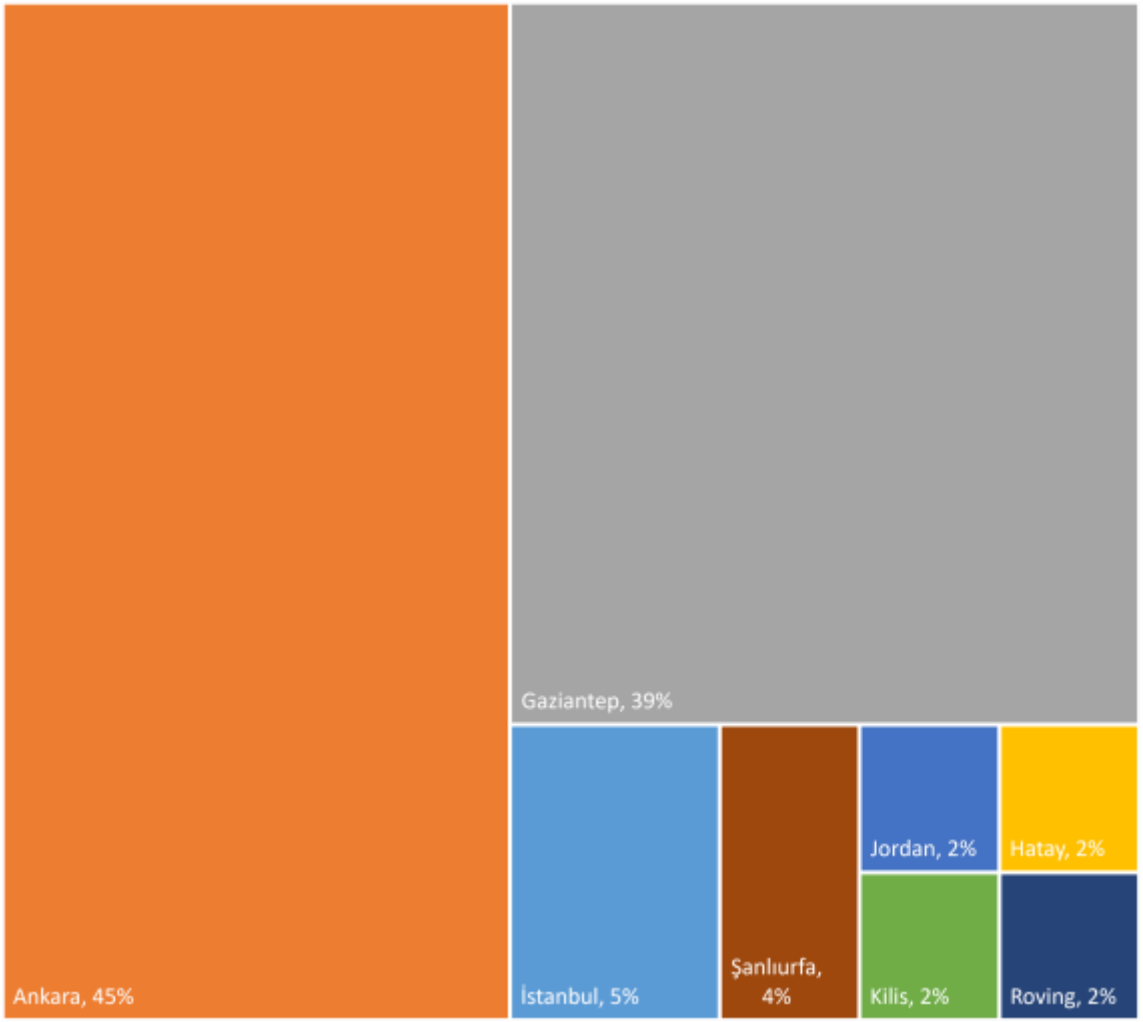

ACTED
CALP
CARE
Concern Worldwide
DG ECHO
DRC
Embassy of Switzerland
FAO
GiveDirectly
IFRC
INGEV
IRC
IOM
JCCP/REALs
MUDEM
OCHA
People in Need
Relief International
Save the Children
Sened
SGDD-ASAM
TRC
UN Women
UNFPA
UNHCR
UNICEF
WHH
WFP
World Vision

Review Action Points

Action Points	Progress
Update on operational financial service providers in impacted cities	Done
Partners share market assessments until coming meeting	No progress
Coordination team prepare an analysis of market situation based on MIRA	Done

Announcements

Presidential Decree on permit to operate in Turkiye

The fifth paragraph of Article 2 of the Presidential Decree No.128, that entered into force by being published in the Official Gazette dated 03/03/2023 and numbered 32121, contains the following provision: '*Foreign non-governmental organizations that do not have a permit to operate in Türkiye but wish to carry out activities related to disasters in provinces where a state of emergency has been declared may be granted permission by the Ministry of Interior during the state of emergency, without waiting for the procedural actions set forth in Article 5 of the Law No. 5253.*'

Within this scope, foreign NGOs that want to operate 'during the state of emergency and **limited to the provinces where the state of emergency was declared**' in response to the disaster caused by the Kahramanmaraş-centered earthquake of 6 February 2023 in Türkiye should first select the "Operating in Türkiye " activity type option in the "Foreign NGO Permit Application Guide", in the "Activity of Foreign NGOs in Türkiye " section of our corporate website "www.siviltoplum.gov.tr" and then they can apply directly to the General Directorate of Civil Society Relations (Kavaklıdere Mahallesi, Esat Caddesi No:1 Çankaya – Ankara) by completing the necessary documents in order to act in accordance with the information contained herein.

Announcements

- **Terms of Reference for CBI TWG FA**
    i. CONTEXT
    ii. PURPOSE
    iii. ACCOUNTABILITIES
    iv. MEMBERSHIP AND COMPOSITION
    v. LEADERSHIP
    vi. ROLES AND RESPONSIBILITIES
    vii. MEETING FREQUENCY/ SCHEDULE

- **Share your feedback Sunday, 12 March CoB**

Review of Needs Assessments for Cash Assistance Findings

- Inter-agency summary note being finalised → a non-exhaustive compilation of the cash-related findings of needs assessments submitted to the Inter-Agency Assessment Survey Registry Tool

Cash Assistance Needs

- **Increasing needs for cash assistance** → majority of respondents (**85%**) lack the necessary financial means to address basic needs due to **interruptions to reliable income sources**
  - **Top priorities** : Access to **cash assistance**, **shelter**, **basic needs including food and hygiene items, medical services and psychosocial support**
- Existing support levels and access to cash not adequate → increased risk of resorting to coping mechanisms as **debt-taking**
- Various other provinces receiving influxes of affected individuals → increased needs for **cash assistance, esp. for rent**
- Interrupted agricultural and industrial production and supply chains → further **food price increases** and **acceleration of overall inflation rate increases** expected
- **Cash for protection** → great need for already vulnerable groups in the most affected areas – ex: youths in Hatay
- **Cash assistance to SMEs** → highlighted rebuilding of resilience and self-reliance

Review of Needs Assessments for Cash Assistance Findings

Market Access Challenges

- **73%** of the respondents having **hardships in accessing their bank accounts** & **90%** reported that **markets in their area negatively impacted**
- Level of access to markets varies by province depending on the impact experienced there.
  - For example, markets are mostly accessible in **Gaziantep** and food purchases can be made without problems in **Kahramanmaraş**.
  - However, market access is more challenged in **Antakya and Samandağ districts in Hatay**.
- Ongoing challenges in **access to cash/liquidity**
  - FSPs severely affected but started to recover (ex: 75% of Halkbank branches operational – ESSN & C-ESSN)
- Risks opportunistic sellers and emerging **black markets**
- Needs assessments anticipate that **access to cash** will become an even more **urgent need** in the coming weeks since many households have lost their livelihoods and/or access to their bank accounts/documentation.

Review of Needs Assessments for Cash Assistance Findings

Economic Context & Possible Exacerbating Factors

- **Direct physical damages** → $34.2 billion = 4% Türkiye's GDP in 2021 (WB)
  - **Total recovery and reconstruction costs** expected double and even triple this amount
- **Contraction risk for agricultural and industrial sectors** as the region produces 15% and 9% of the sectoral outputs respectively → **lack of livelihoods opportunities** & **sustained high levels of unemployment**
- Expectation for **decrease in exports** region as the region was a key industrial area for exports
- Significant **capital stock losses** → ex: around 40% in Hatay (WB)
- Net adverse **impact on growth** can be up to 1% of the GDP of the country in 2023 (EBRD)
- Slowing down of the inflation rate increases in the last couple of months due to the base effects expected to be reversed → **inflation rates** are expected to be in the **range of 40-50% at the very least**

MIRA Overview

Cash and Markets

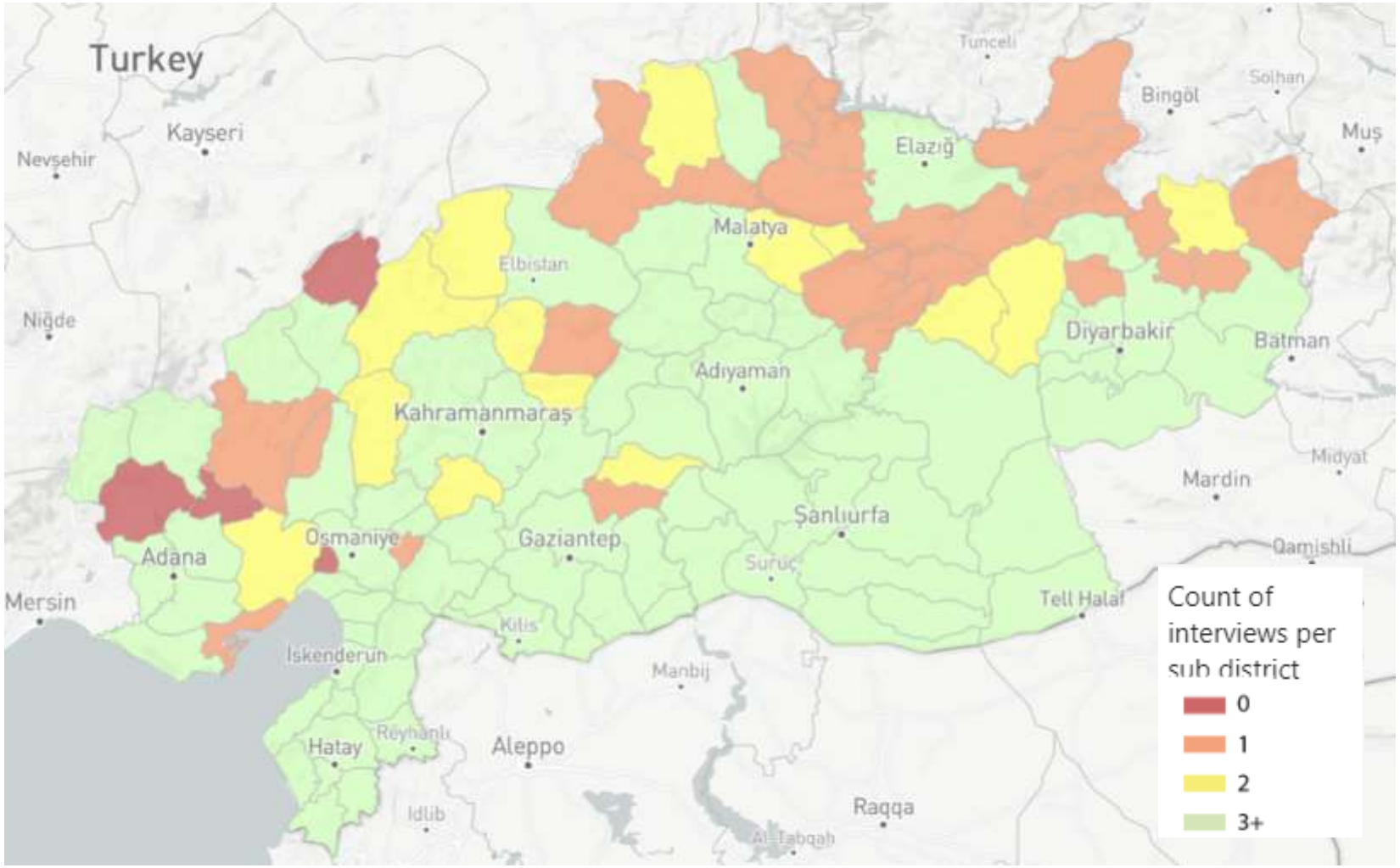

120 Districts
501 Key informants
18-24 Fev

IMPACT Shaping practices Influencing policies Impacting lives

Affected area

	1st	2nd	3rd
Shelter	79%	9%	3%
Food security	13%	36%	14%
Non-food items	5%	6%	19%
None	4%	0%	3%
Water	3%	8%	5%
Sanitation and hygiene	3%	8%	15%
Protection / security + dignity	3%	2%	4%
Specialized services for persons with disabilities and other vulnerable groups	0%	1%	4%

TÜRK KIZILAY IFRC

IMPACT Shaping practices Influencing policies Impacting lives

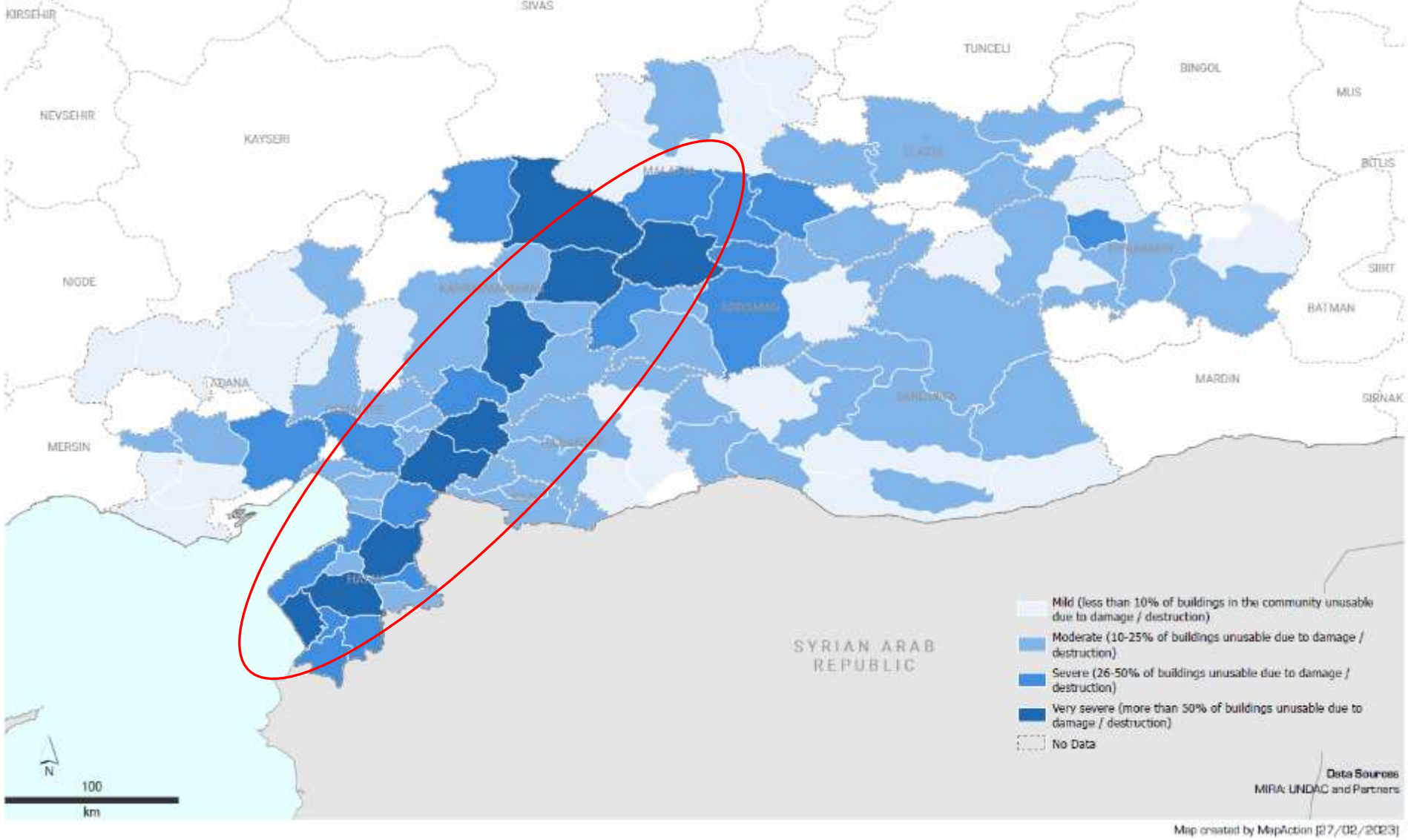

Level of damage

TÜRK KIZILAY IFRC

IMPACT Shaping practices Influencing policies Impacting lives

SECTORAL NEEDS AND CASH

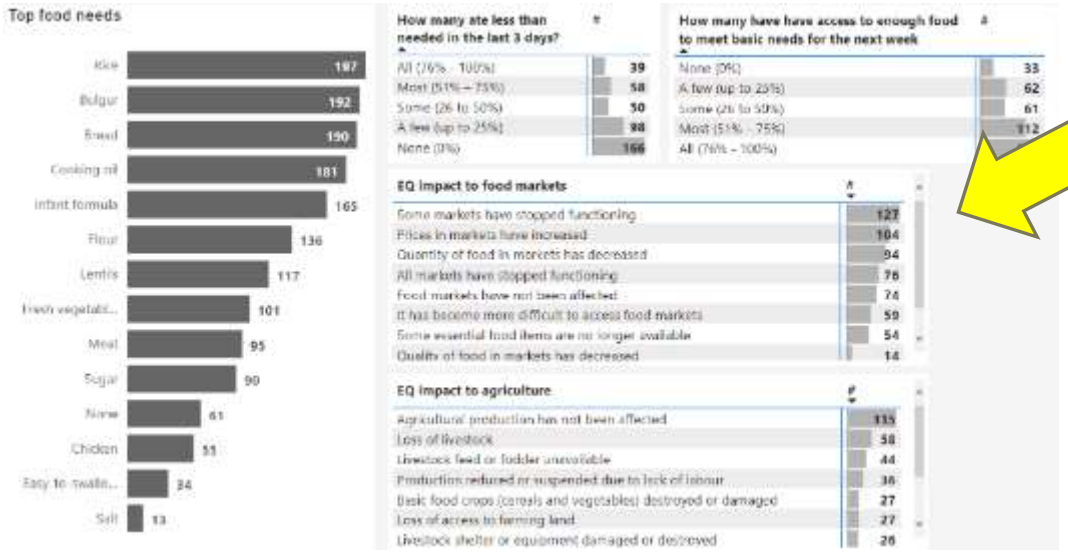

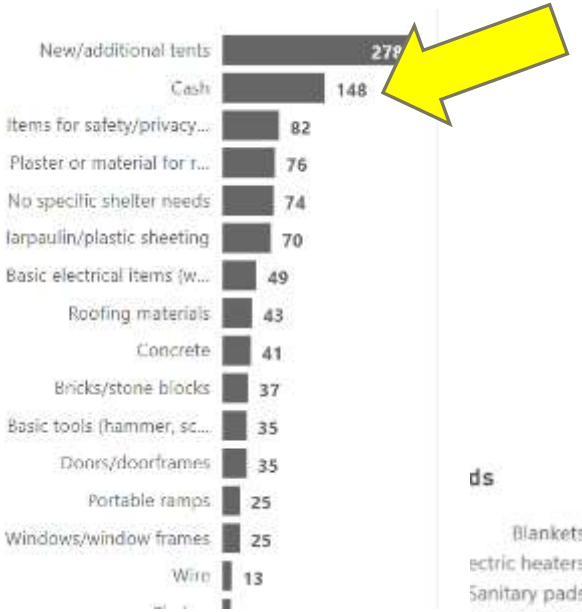

ADANA PROVINCE

TOP THREE EFFECTS OF THE EARTHQUAKE

On markets

Food markets have not been affected	9/12
Quantity of food in markets has decreased	6/12
Prices in markets have increased	6/12

On economic activity

The economic activity is largely continuing unhindered	10/12
Some or most business operate but on reduced activity	5/12
The economic activity is at a standstill, no businesses are functioning and no one is going to work	4/12

NON-FOOD ITEMS

Top 5 challenges in accessing NFIs

Wood for burning	7/12
Cash	7/12
Child clothes & shoes	7/12
Heating fuel	6/12
Bedding (sheets, pillows)	5/12

Level of building damage[1]

Percentage of buildings unusable due to damage or destroyed estimated by KIs

Mild (0-10%) | Moderate (10-25%) | Severe (26-50%) | Very severe (>50%) | No damage | No Data

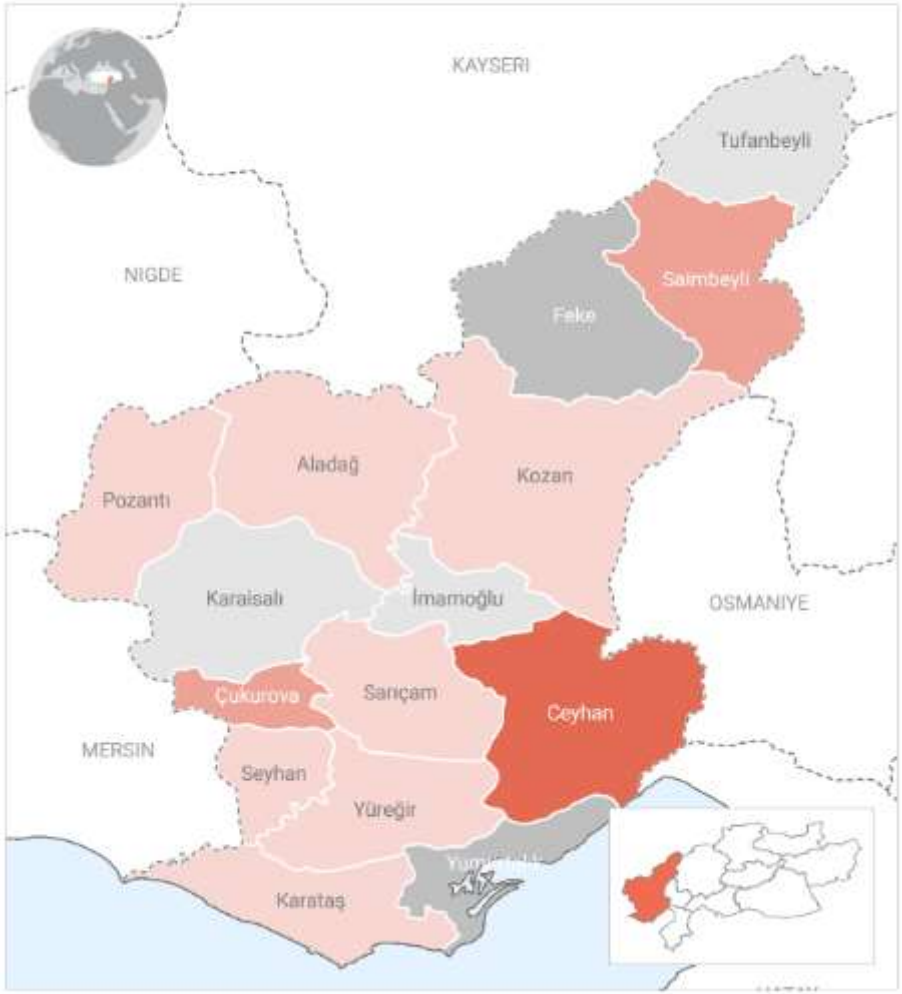

ADIYAMAN

TOP THREE EFFECTS OF THE EARTHQUAKE

On markets

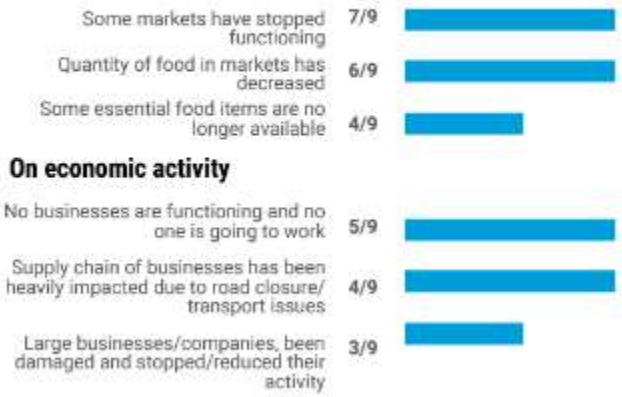

NFI NON-FOOD ITEMS

Top 5 challenges in accessing NFIs

HATAY

TOP THREE EFFECTS OF THE EARTHQUAKE

On markets

On economic activity

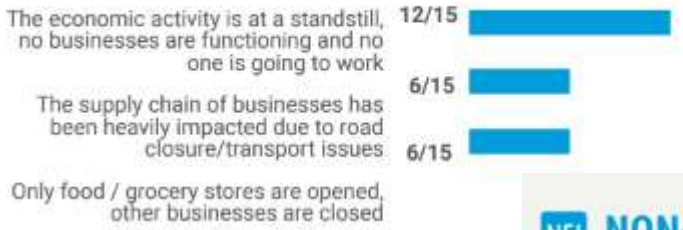

NFI NON-FOOD ITEMS

Top 5 challenges in accessing NFIs

MIRA AND MARKETS

- Markets are dynamic
  - MIRA took place in February
- Markets not assessed across all sectors
- Needs for Cash not asked across all sectors
  - Preferences not mapped

TÜRKIYE EARTHQUAKE EMERGENCY RESPONSE"

- Rapid Market Mapping –

FEBRUARY 2023

RAPID MARKET MAPPING : TÜRKIYE

Objectives

Rapidly map the accessible and open markets in the most affected areas. The objective is to guide programme teams in identifying the districts that have potential for Cash-Based activities.

Methodology

- **Field Visit:** A very short survey to map the closed/open shops and ATM machines
- **Desk mapping:** Scrapped online data and validate whether the shops are open/closed
- **Qualitative Observation:** insights from the field teams on the ground

Sampling Strategy

- **Provinces:** Prioritize the most affected provinces (Adiyaman, Hatay, Kahramanmaras)
- **Districts:** Prioritize the districts with the highest number of shops and ATM branches, and that can be accessed by field teams
- **Shops:** Prioritize big retail chains (Sok, Bim, and Migros)
- **ATM:** Two banks (Ziraat and Halkbank)

RAPID MARKET MAPPING : TÜRKIYE

Categorization Strategy on a District Level

Less than 20% of the visited and online mapped shops are operational

Market activities are very limited or absent

20 - 60% of the visited and online mapped shops are operational

Some market activities are present, reassess the situation in the coming weeks

More than 60% of the visited and online mapped shops are operational

Market activities are present, CBT interventions can be considered upon conducting targeting of affected population and in-depth market assessment

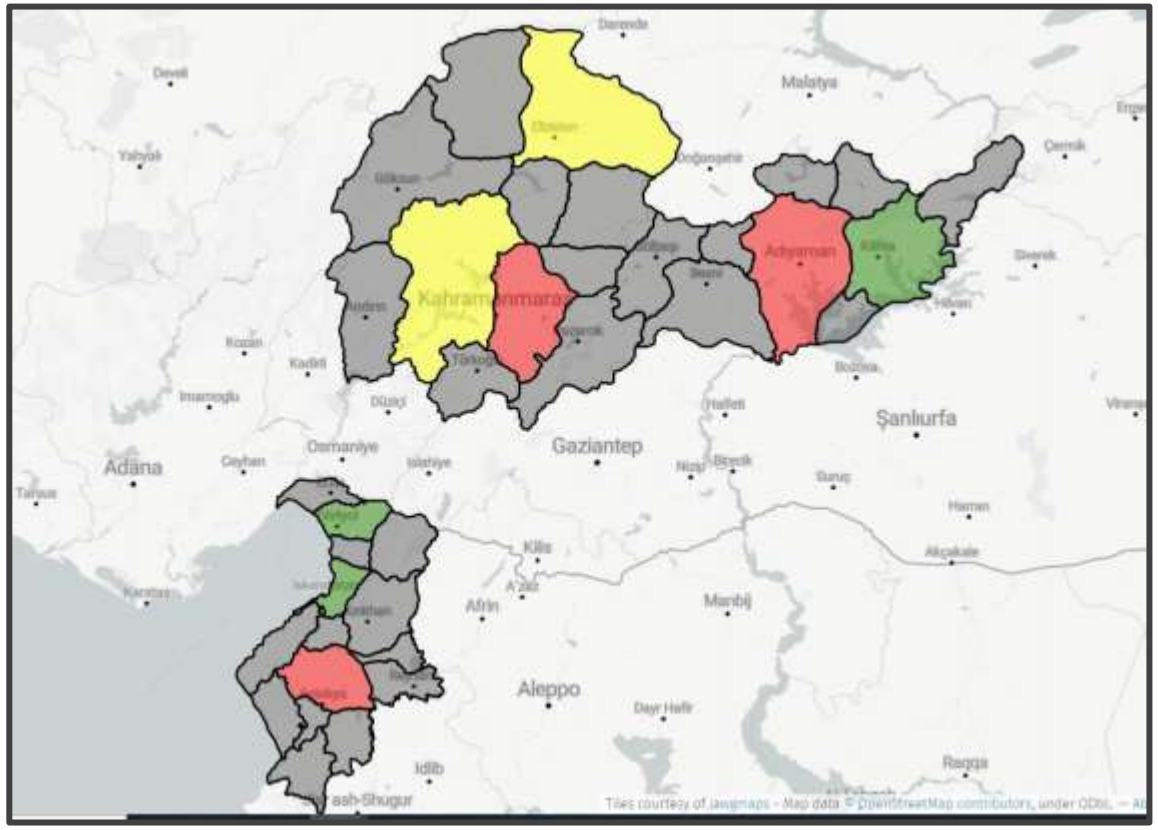

Next Steps

- Continue monitoring the situation in the red and yellow zones, complete the assessment for Malatya
- Expand the geographical coverage to outside the most affected provinces, and monitor the impact of prices and availability
- Build on this mapping exercise, and conduct more focused and in-depth market assessments
- Incorporate feedback from the affected population
- Other assessments - food price monitoring, baseline assessment, needs assessment, post distribution monitoring etc

Sector re-allocation

- 4 were not humanitarian
- 2 Education
- 4 GBV
- 1 Health
- 5 WASH
- 5 Shelter/NFIs
- 1 Disability mainstreaming (targeting)

Multipurpose Cash & Social Protection	6	5	14	25

MFA list of Government Requests

Requestor	Province	Comments	Costing	CWG Comments	Calculations
Ministry of Family and Social Services	Countrywide	Supporting families in social and economic deprivation after the earthquake socially and economically in terms of child care by strengthening alternative care systems: Fund for Social and Economic Support Service Payments for Families Affected by the Earthquake (3 months payment for 50.000 families)	$ 23,750,000.00	Duplication with AFAD basic needs?	USD 475 for 3 months aprx TRY 8900
Ministry of Interior - Presidency of Migration Management		Includes cash assistance to be provided for the foreigners living in the earthquake impacted provinces and transferred to the other provinces.	$ 159,000,000.00	Respective agencies are working on it	as per target 50K HH 50K* TRY 15K = USD 39.6 M 50K * 45K = USD 119 M Apprx Total: USD 159M relocation support -> USD 39.6M
Ministry of Interior - Disaster and Emergency Management	Adana, Adıyaman, Hatay, Diyarbakır, Elazığ, Gaziantep, Kahramanmaraş, Kilis, Malatya,Osmaniye, Şanlı Urfa	To meet the needs of cash of disaster-affected people: Cash Support	$ 264,000,000.00	Expansion of TRY 10K Basic Needs?	500000 * TRY 10K USD 265.4M

CBIs Announced by Turkish Government

Cash support by government to survivors of disaster are paid from the AFAD emergency response budget, hence coordinated by the Ministry of Interior / AFAD.

- Hardship/basic needs to households: **TRY 10K**, outright, one-off.
- Relocation support to households: **TRY 15K**, outright, one-off.
- Rental support to households: TRY 5K to owners, **TRY 3K*** to renters, outright, monthly for 12 months.

**Announced by Minister Murat Kurum*

No official confirmation yet: TP and IP beneficiaries would be able to have access to this assistance given that they fit to eligibility requirements.

CBIs Announced by Turkish Government

MoI Minister Mr.Soylu:

- 1 million 61 thousand 271 family received 10K.
- 259 thousand 459 people applied for the relocation support, payments are being rendered.

- 10K payments can be checked on e-devlet. SMS confirmations are sent to recipients.
- Application is not required for 10K payments, but citizens are adviced to update their IBANs on e-devlet platform to ease the process.

EARTHQUAKE RESPONSE MEB AND FOOD BASKET

METHODOLOGY REVISION AND CALCULATION

Meryem AY KESGIN
Nur Duygu KETEN SAV

Cash Based Intervention Meeting
9 March 2023

Outline

- **MEB DESIGN**
  - Minimum Expenditure Basket Components
  - Target Population Profile
- **MEB CALCULATION**
  - Data and Methodology
  - Analysis and Outcomes
  - Current MEB Cost
- **DISCUSSION**

MEB Design

MEB Components and Target Population Profile

Monthly Food Basket

FOOD BASKET COMPOSITION

- 2100 kcal
- 12.4% comes from proteins
- 24.1% comes from fat

Item	Quantity	Unit
Bread	7.5	kg
Rice	3	kg
Bulgur	1.5	kg
Yogurt	1.5	kg
White cheese	1.5	kg
Eggs	30	piece
Sunflower oil	0.75	kg
Tomato	0.9	kg
Cucumber	0.9	kg
Beans	1.5	kg
Sugar	1.5	kg
Salt	0.15	kg
Tea	0.15	kg

Monthly non-Food Expenditure Basket Components

Sector	Component
Non-food items	• Laundry Detergent • Dishwashing detergent • Disinfectants / cleaning fluids • Toilet paper • Bath Soap • Dental Hygiene items • Hair care products • Diapers • Shaving articles • Hygiene ped
Accommodation	• Rent • Water • Electricity • Tube Gas canister
Education	• Notebook • Pencil • Other stationary
Health	• Specialist visits • Medicine
Transportation	• Public transportation rides
Communication	• Monthly cell phone service

Target Population Profile

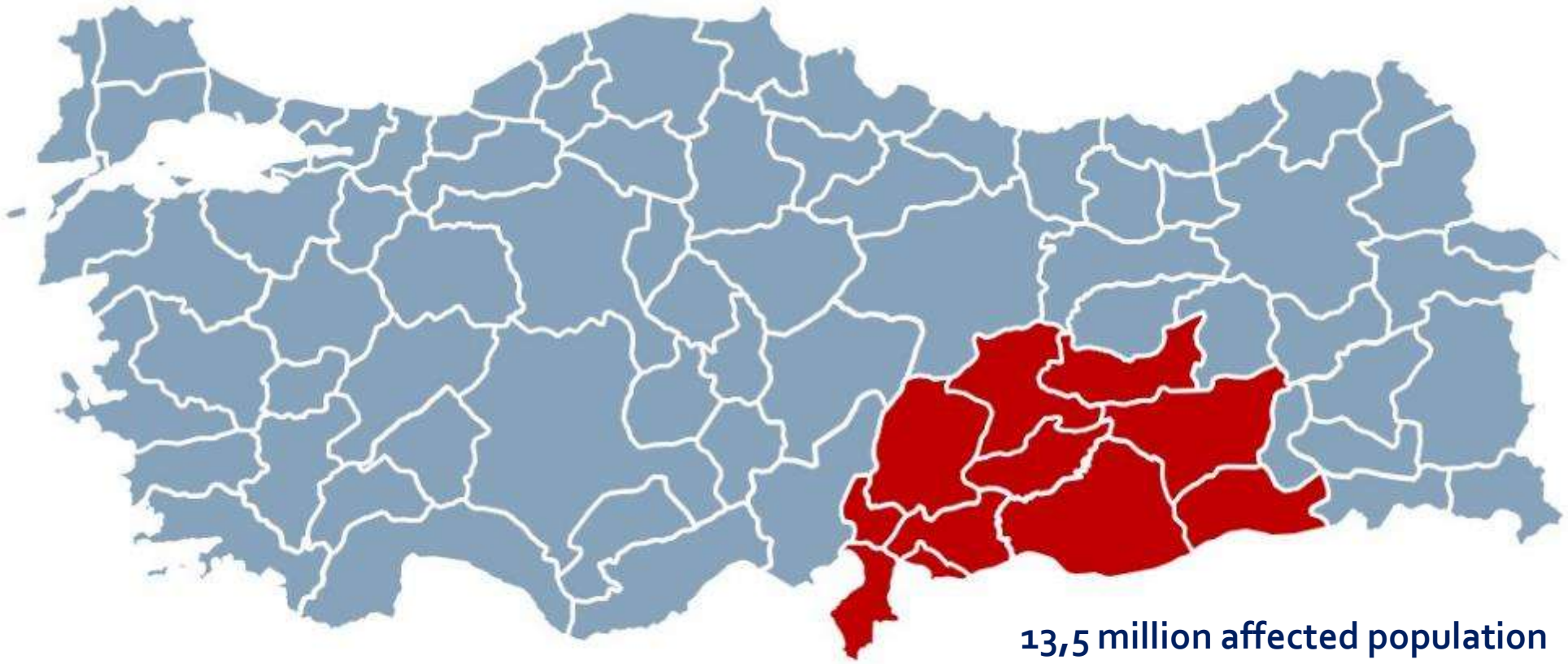

13,5 million affected population
10 provinces

Target Population Profile

	Population before the earthquake
Average HH size	4.1
Children below age 4	9.5%
Children (Age 5-17)	25.5%
Age 18-64	57.9%
Age 65+	7.1%

5 People Household

1 baby

1 school age child

3 adult

Source: Turkish Statistical Institute, Address Based Population Registration System, 2022 & Field observations – February 2023

MEB Calculations

Data, methodology, analysis, and outcomes

Data and Methodology

- **Turkish Statistical Institute**
  - Item prices: April 2022
  - Monthly Inflation rates
  - **Item index**
    - EuroStat accreditation
    - 7-digit vs 5-digit
  - **Direct proportion calculation**
    - April 2022 onwards
  - **Data period: April 2022- February 2023**
    - Over 27000 market visits, monthly
    - Enables retrospective analysis

- **Chain Market Analysis**
  - **Items**
    - Food
    - Non-food items
  - **Chain Markets**
    - BİM, Şok, A101, and Migros
    - Multiple branches in various neighborhoods
    - Wide supply network
  - **Data period: February 2023**

TurkStat Indexed Calculation – February 2023

	5 People Household (TRY)	Per person share (TRY)
Food	3222	644
Non-food	615	123
Rent	2146	429
Utilities (with water)	986	197
Health	280	56
Education	111	22
Transportation	223	45
Communication	114	23
TOTAL MEB	**7696**	**1539**

Chain Market Calculation – February 2023

	5 People Household (TRY)	Per person share (TRY)
Food	3105	621
Non-food	478	96
Rent	2146	429
Utilities (with water)	986	197
Health	280	56
Education	111	22
Transportation	223	45
Communication	114	23
TOTAL MEB	**7444**	**1489**

Outcome comparison

	HOUSEHOLD		INDIVIDUAL		
	TurkStat	Chain market	TurkStat	Chain market	Difference
Food	3222	3105	644	621	23
Non-food	615	478	123	96	27
Rent	2146	2146	429	429	0
Utilities (with water)	986	986	197	197	0
Health	280	280	56	56	0
Education	111	111	22	22	0
Transportation	223	223	45	45	0
Communication	114	114	23	23	0
TOTAL MEB	**7696**	**7444**	**1539**	**1489**	51

Crosschecking with monthly inflation rate - February 2023

5 People Household	Indexed calculation	Inflation estimation
Food	644	596
Non-food	123	155
Rent	429	354
Utilities (with water)	197	208
Health	56	54
Education	22	34
Transportation	45	31
Communication	23	21
TOTAL MEB	**1539**	**1454**

Indexed Calculation MEB Trends January 2022 – February 2023

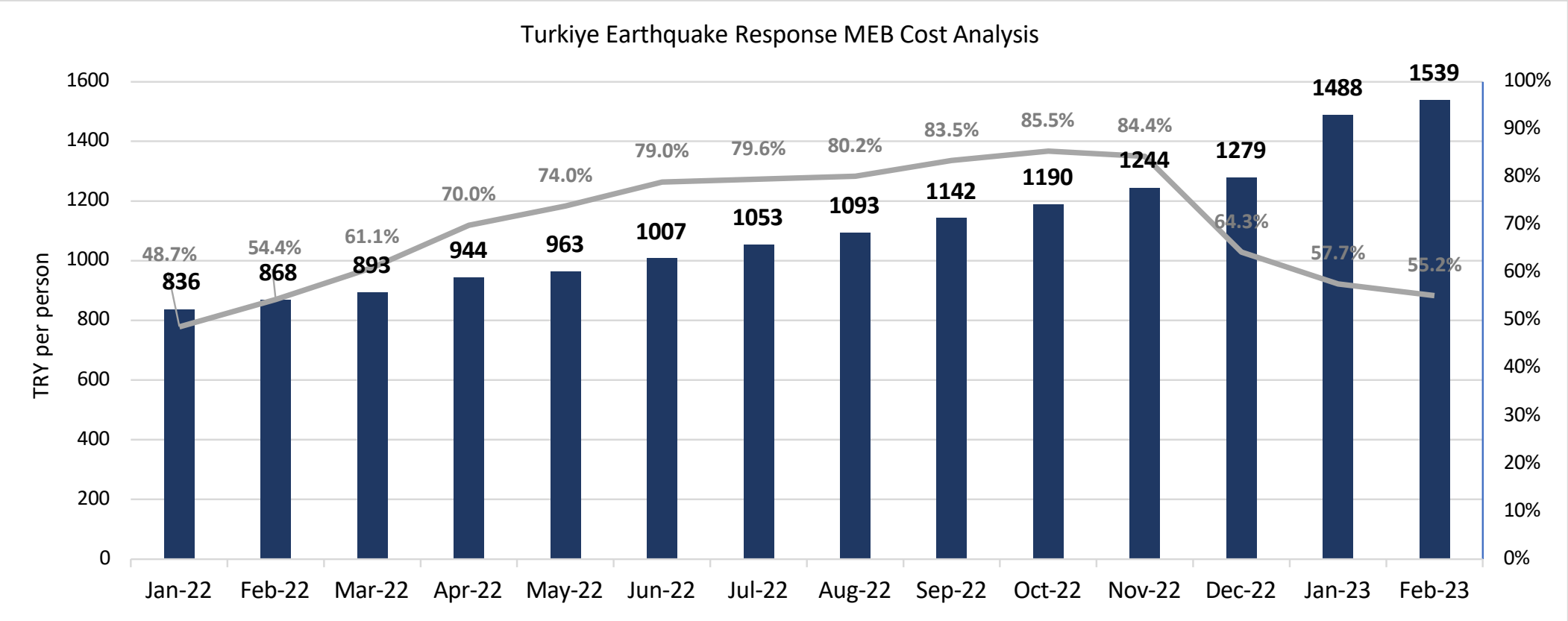

Sectoral Share of MEB costs – February 2023

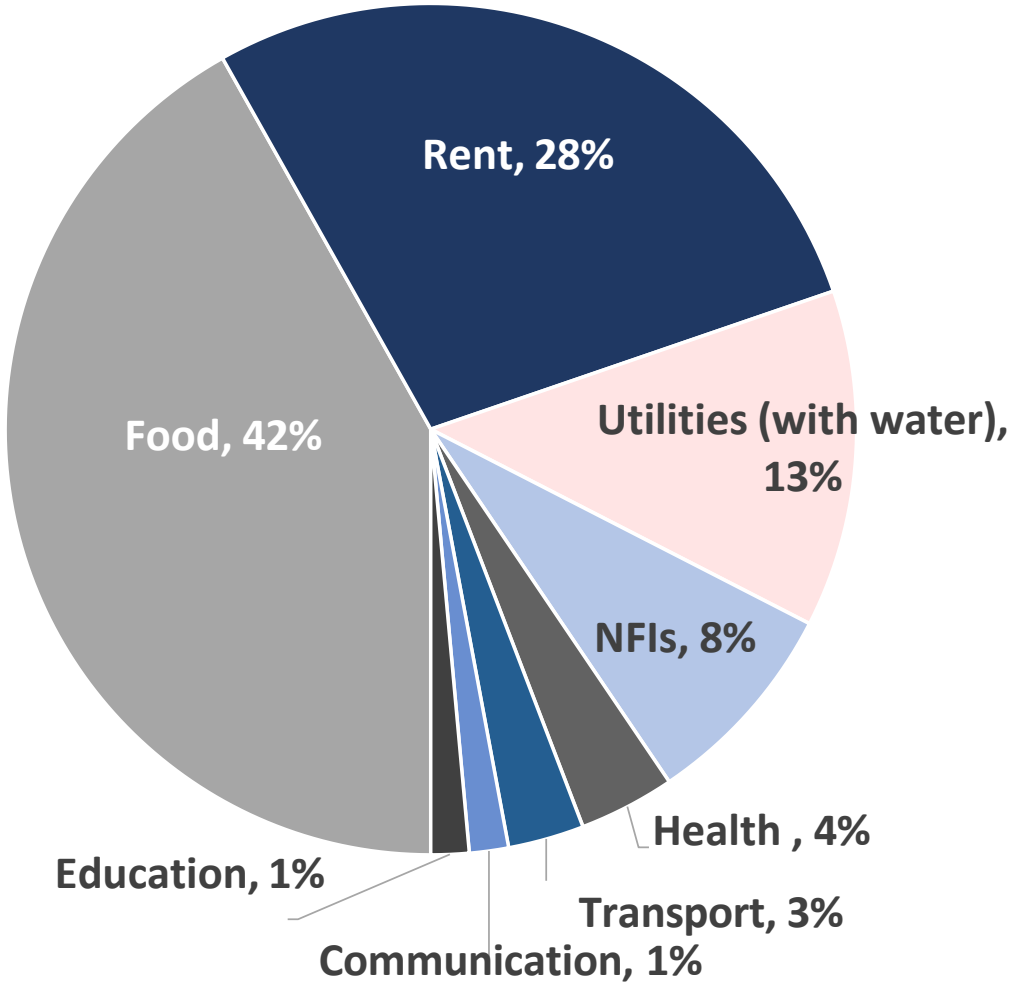

Summary

- MEB had to be adjusted to the population profile of the affected population, resulted with a 5-people household with 3 adults.
- MEB costs calculated by indexed calculation and chain market prices are aligned each other.
- The differences in methods are *Food* and *NFIs* prices, which makes 50 percent of the expenditure.
- Considering time and cost efficiency, TurkStat offers sustainable access to a larger data representing more markets than conducting field visits.

Thank You

duygu.keten@kizilay.org.tr

meryem.kesgin@wfp.org

IM AND 3W OVERVIEW

- 3Ws
- Moving to Activity Info
- MPC (based on CBI tool)
- Cash modality within sectors tracking

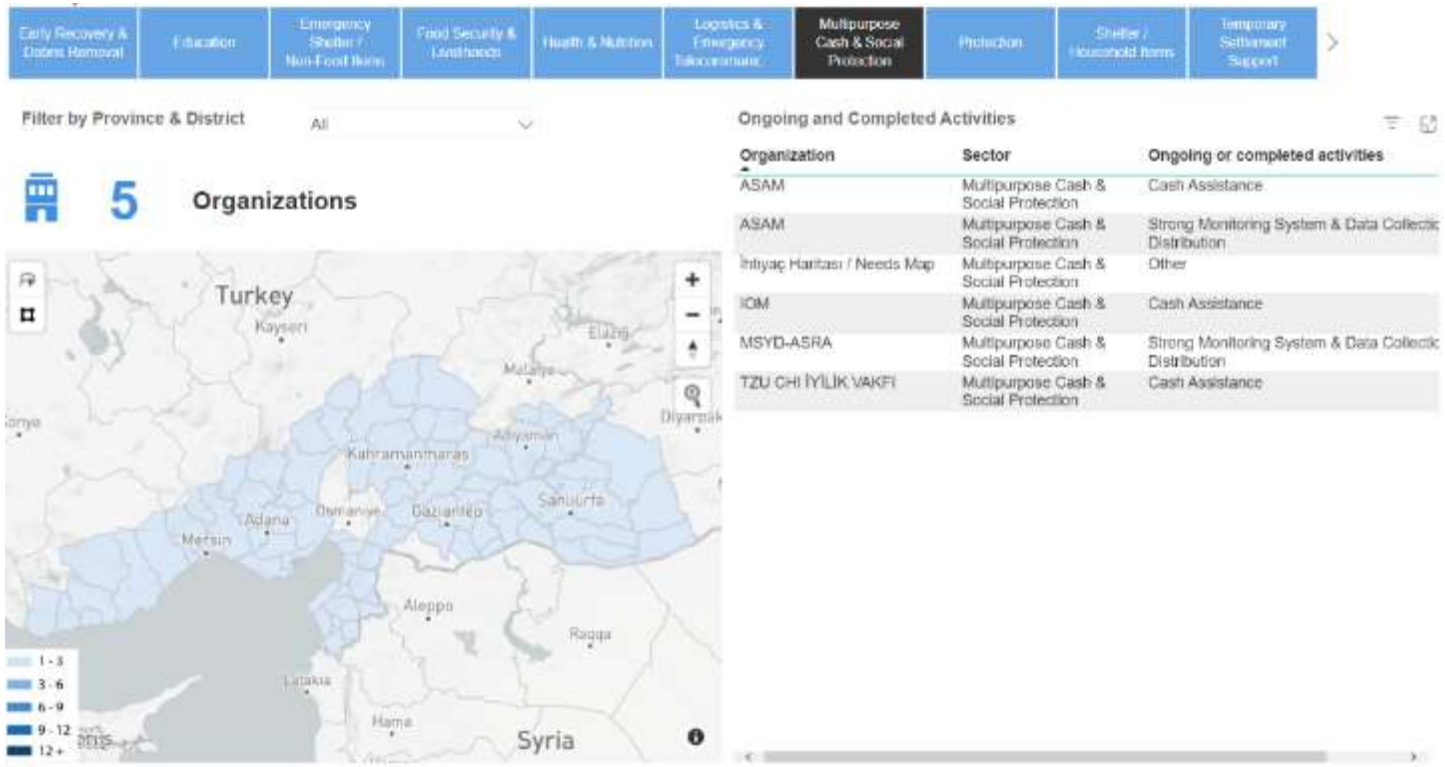

MALATYA

Current overview

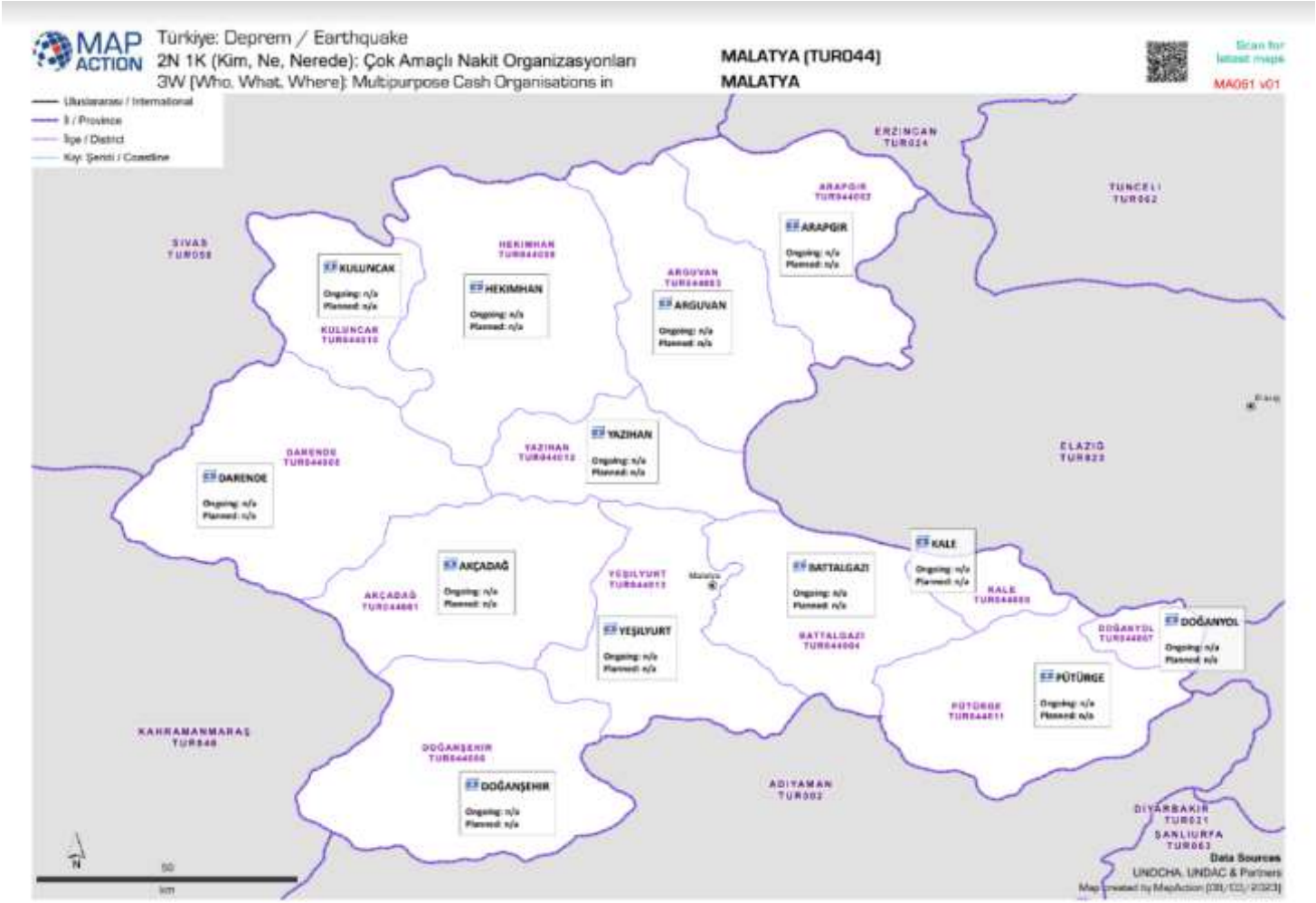

KAHRAMANMARAS

Current overview

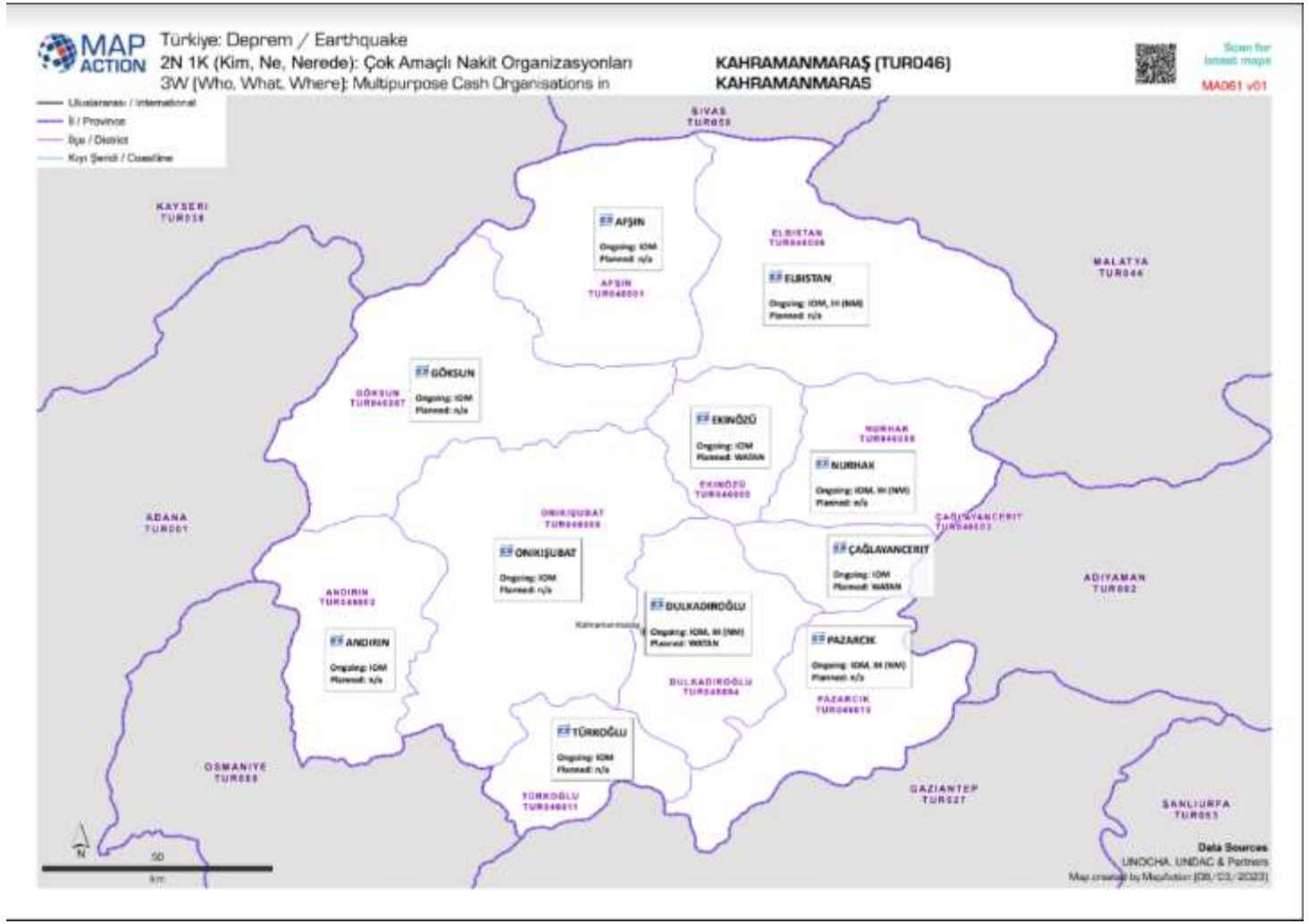

HATAY

Current overview

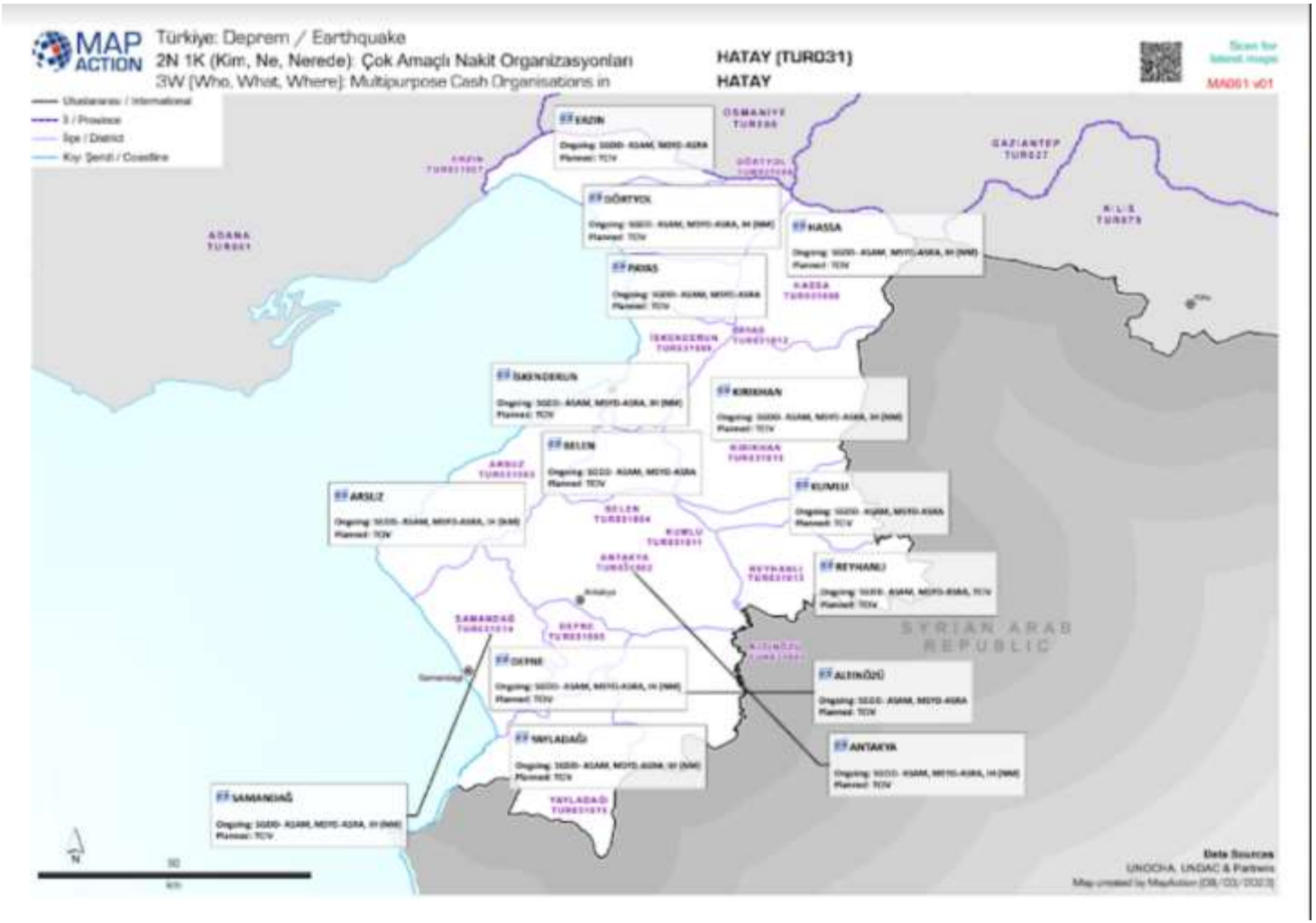

ADIYAMAN

Current overview

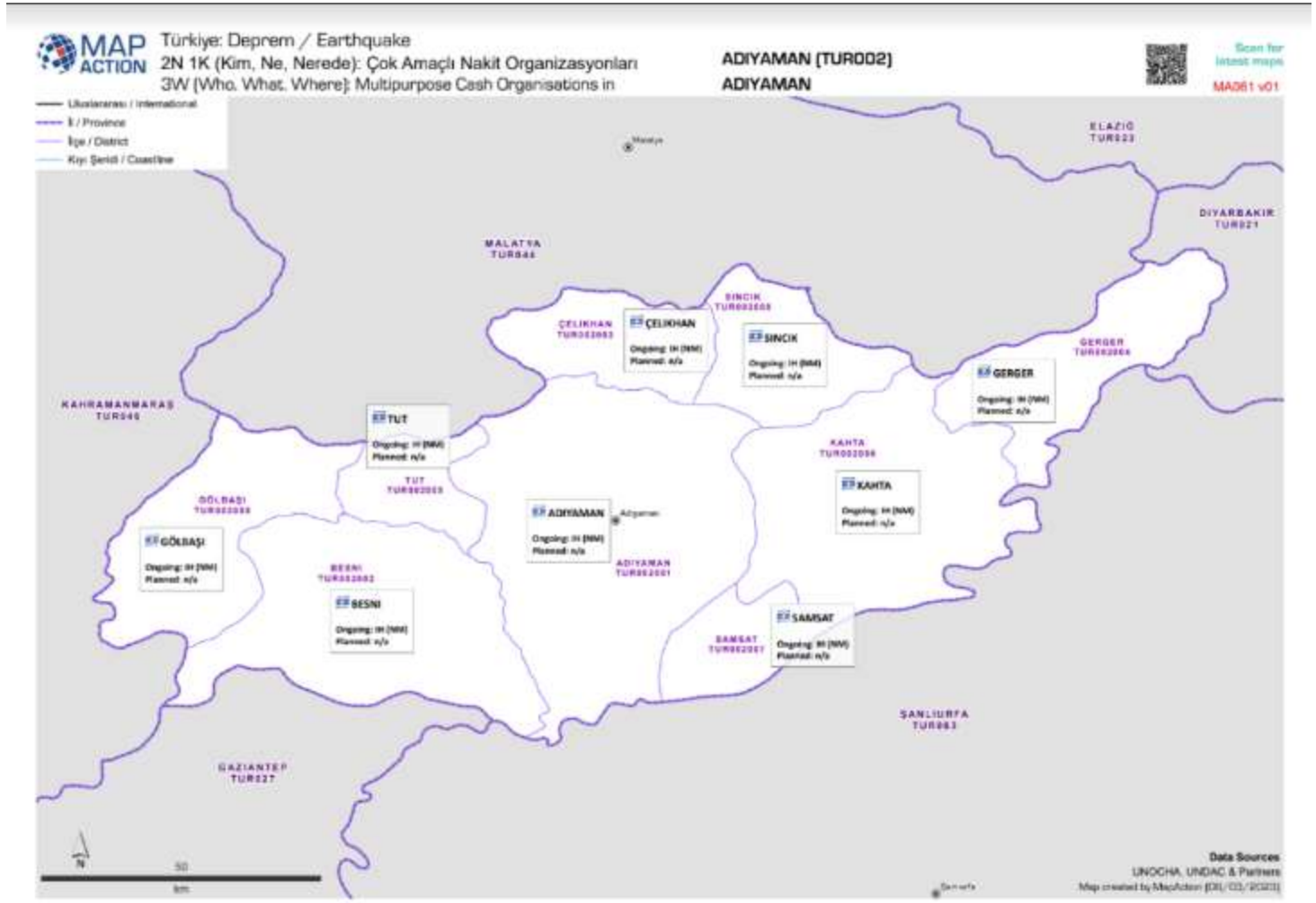

ADANA

Current overview

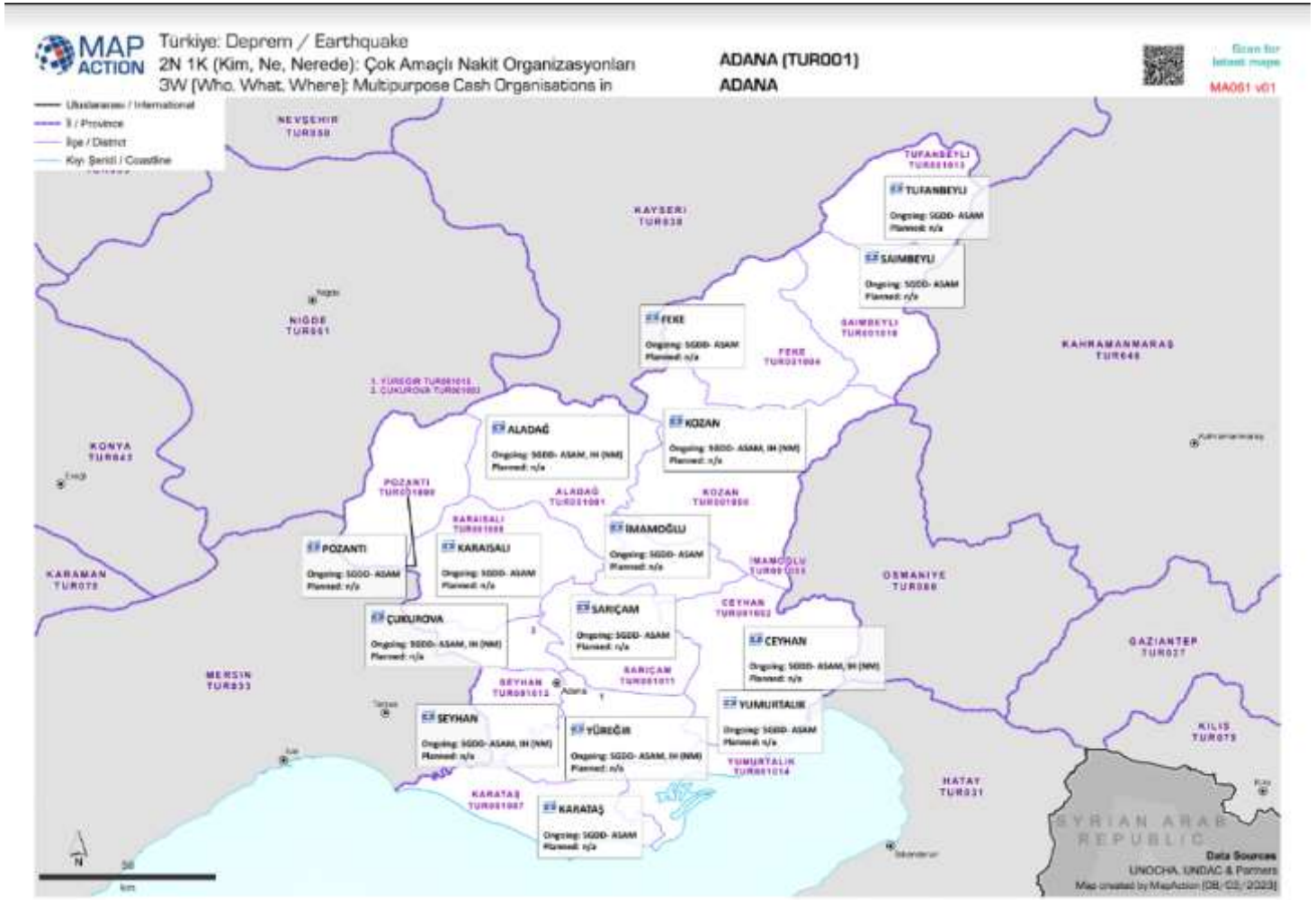

SANLIUFRA

Current overview

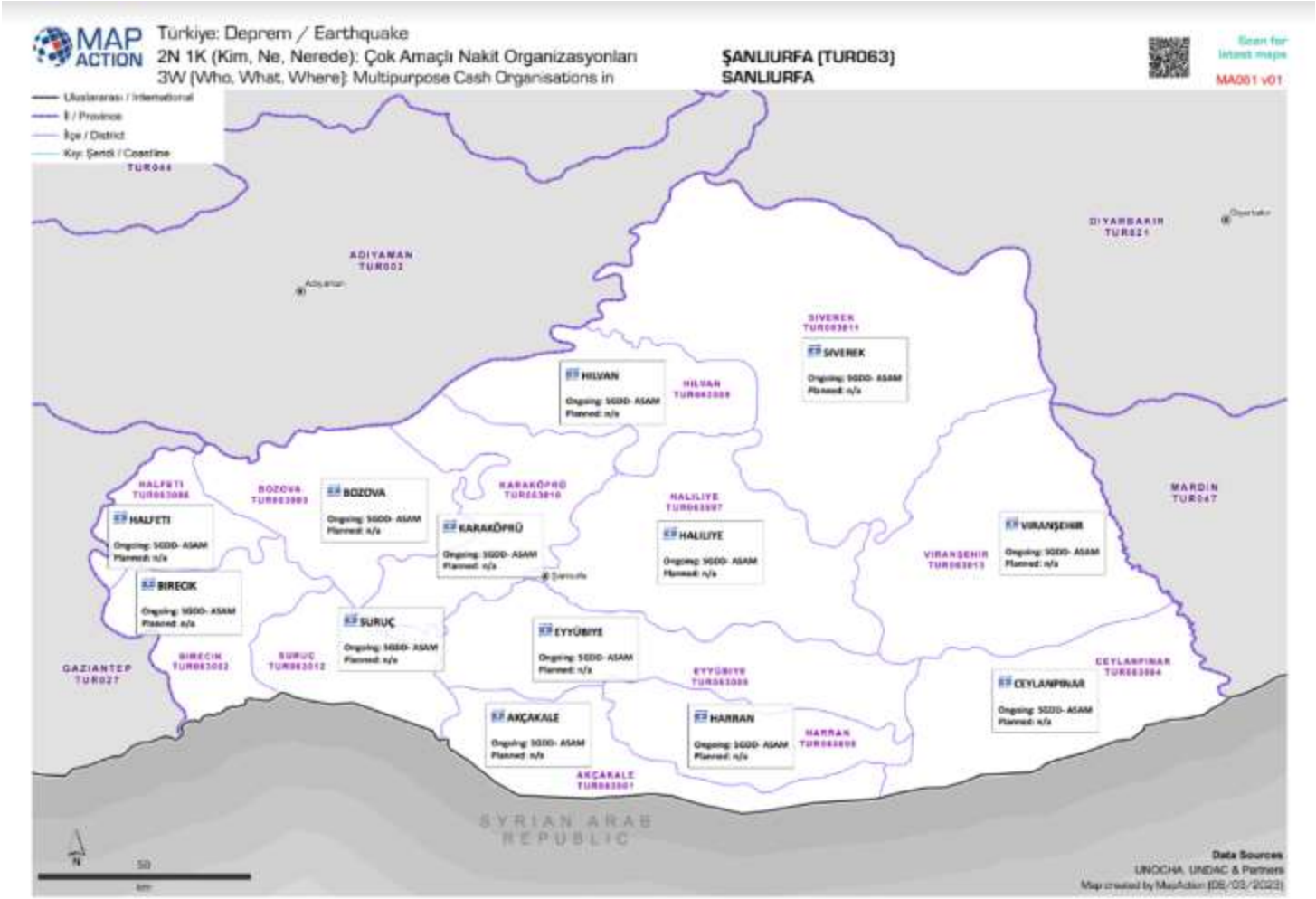

Kızılaykart Duplication Matrix

EQ Response Duplication Matrix

Prior to EQ

ESSN Recipients
Compared with the **beneficiary list** received from other actors

- **SuTP and IPs receiving ESSN**
- **SuTPs and Ips in the target list of other CBI actors**

EQ Response

List of people benefitting from aids under the TRC umbrella
Will be compared with the **beneficiary list** received from other actors

- **All earthquake victims**
  - **SuTPs and IPs**
  - **Turkish citizens**
  - **Foreigners**

THANK YOU