Inter-Agency Meeting

11 August 2023

10:00 – 12:00

Inter-Agency Coordination Lebanon

Inter-Agency Coordination Lebanon

Opening Remarks

Dr. Ola Boutros

LCRP General Supervisor, Ministry of Social Affairs

Agenda

Inter-Agency Coordination Lebanon

- Opening Remarks
- Mid-Year Update
- Solar Energy Across Sectors
- Integrated Phase Classification (IPC) - Food Security Analysis
- AoB: Protection Resources and Standards

Inter-Agency Coordination Lebanon

2023 Mid-Year Update

Michal Schaadt
Senior Inter-Agency Coordinator - UNDP

Faisal Al Fakeeh
Associate Information Management Officer

Mid-Year Update
Q2 Sector Dashboards & Mid-Year Review

Inter-Agency Coordination Lebanon

- Sectors have submitted their Q2 sector dashboards and logframes including a Mid-Year Review, building on the prioritization exercise.
- The **Mid-Year Review** is a critical assessment conducted during the first half of 2023 to evaluate the performance of every sector under the LCRP.
- It involves reflecting on the LCRP progress and achievements at the halfway point and analyzing the current standing.
- The review includes various key components:
  - Sector **Priorities** for 2023 (in line with the prioritization exercise)
  - Specific **Gaps** and **Funding**
  - **Progress** Towards Expected Results
  - Adjustments to Sector **Logframe**
  - **Funding Status**
  - **Reflections and Changes**

Mid-Year Update
Support to Lebanese (LCRP)

Inter-Agency Coordination Lebanon

Basic Assistance

70,538*
Lebanese households accessed regular, unrestricted and unconditional cash assistance through National Poverty Targeting Programme and NGOs

612
Lebanese households received seasonal cash

7,180
Lebanese with specific vulnerabilities receive social grants

6,095
Lebanese were provided with in-kind assistance (blankets / matresses / clothing kits / heaters)

Food Security & Agriculture

422,684*
Lebanese individuals were supported with cash

375,763
Lebanese received in-kind food assistance

37,520
Small-scale farming households and members were supported with training, technical assistance, and inputs to improve agricultural practices

11,875
Lebanese benefitted from support provided to households in accessing labour/training in the agricultural sector

Livelihoods

8,265
Lebanese MSMEs were supported with cash and in-kind grants

$0.66 M
Was invested in labour-intensive public work projects, and some

6,676
Vulnerable Lebanese were engaged in public works

In addition to support provided under the LCRP, a total of 402,637 Lebanese individuals (93,422 households) are currently receiving food and multi-purpose cash assistance via the **GoL's Emergency Social Safety Net (ESSN) Scheme. The ESSN is expected to scale up to 150,000 households by end of 2023. This is financed through a World Bank loan.*

Mid-Year Update
Support to Lebanese (LCRP)

Inter-Agency Coordination Lebanon

Education

262,097
Lebanese children were enrolled in public schools in the 2022-2023 school year

8,837
Lebanese children/youth benefitting from remedial or homework support programs in 2023

31,787
Children in the first shift received meals or snacks in public schools

Health

219,615
Lebanese received chronic medication

869,818
Subsidized health consultations were provided to vulnerable Lebanese

31,418
Mental health consultations were accessed by vulnerable Lebanese

294
MoPH-PHCCs (+13 vs. 2022) are currently supported

Nutrition

4,315
Lebanese caregivers and women reached with education and awareness raising activities on breastfeeding, complementary feeding, childhood development and healthy nutrition

43,656
Lebanese children under 5 receiving Vitamin A

11,311
Lebanese Pregnant Lactating Women (PLW) screened for acute malnutrition at PHC and at community levels

88,029
Lebanese children under 5 screened for acute malnutrition at PHC and at community levels

Water

166,000
Estimated number of Lebanese with improved access to an adequate quantity of safe water for drinking and domestic use through rehabilitation and augmentation

2 M
Estimated number of Lebanese benefited from supporting Water Establishments through minor repairs and operational support to critical water supply systems

240,000
Estimated Lebanese benefited from supporting Water Establishments through the rehabilitation, operation and maintenance of critical wastewater treatment plants and related infrastructure

12,198
Lebanese have experienced a WASH behavior change session/activity

Mid-Year Update
Support to Lebanese (LCRP)

Inter-Agency Coordination Lebanon

Protection

9,315
Lebanese were actively approached and participated in community centres and Social Development Centres (SDCs)

19,336
Lebanese were reached through activities taking place in safe spaces or at community level, as well as tailored programs addressing negative attitudes on gender and GBV

4,004
Persons with disability and older persons received specialised rehabilitation support and assistive devices

Shelter

5,508
Vulnerable Lebanese were supported under the Shelter sector including cash-for-rent and shelter upgrades

524
Vulnerable Lebanese benefited from minor repairs of their shelters

4,529
Vulnerable Lebanese living in adequate shelters received cash for rent support to mitigate eviction threats

Social Stability

76
Municipalities were supported to strengthen basic service provision and reduce resource pressure in high-risk communities

$10.62 M
Was invested in municipal and community support projects

67
Municipalities were supported by implementing or using integrated solid waste management systems and approaches

Mid-Year Update
Funding

Funding Update:*(based on draft funding data)*

- 23% (816 M) of appeal are available for LCRP.
- 13% (453 M) funds were received.
- 10% (363 M) were carried over.

Which is 4% less than previous year (2022) same quarter.

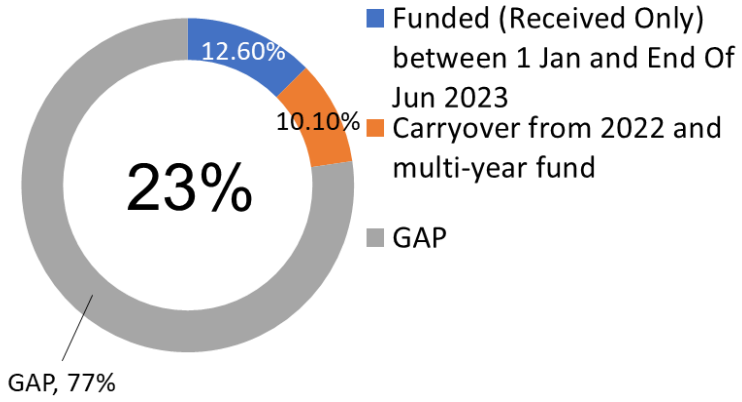

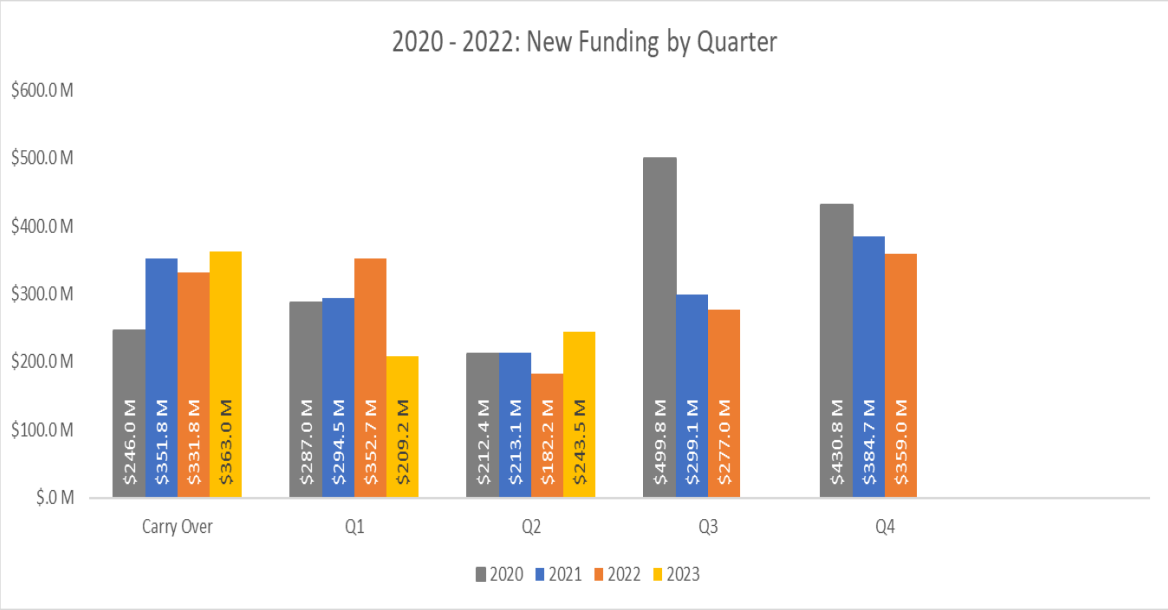

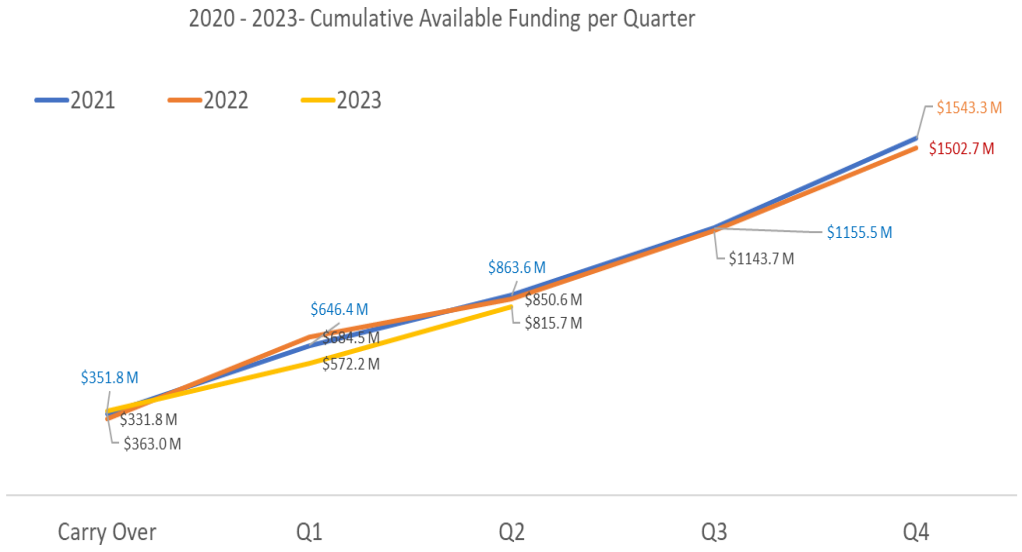

Mid-Year Update
Funding

Funding by Sector:
(based on draft funding data)

Child Protection (50%), Water (39%), and Education (36%) are the highest funded sectors compared to the appeal.

Energy (2%), Nutrition (7%) and Shelter (9%) are the lowest funded sectors compared to the appeal.

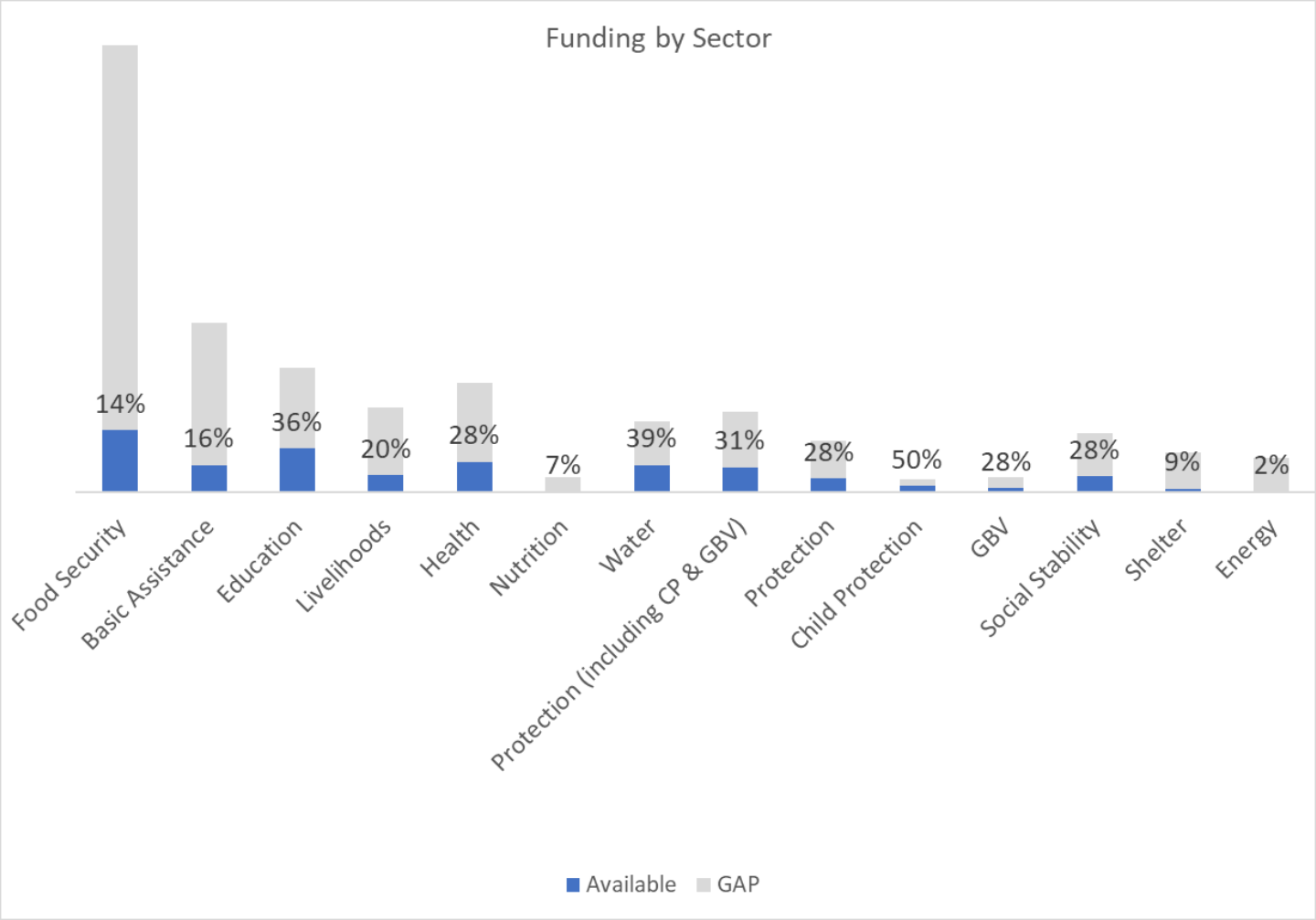

Mid-Year Update
Funding

Sector funding compared to Q1 2023:
(based on draft funding data)

The Water sector had the largest increase in funds received between Q1 and Q2, followed by Protection.

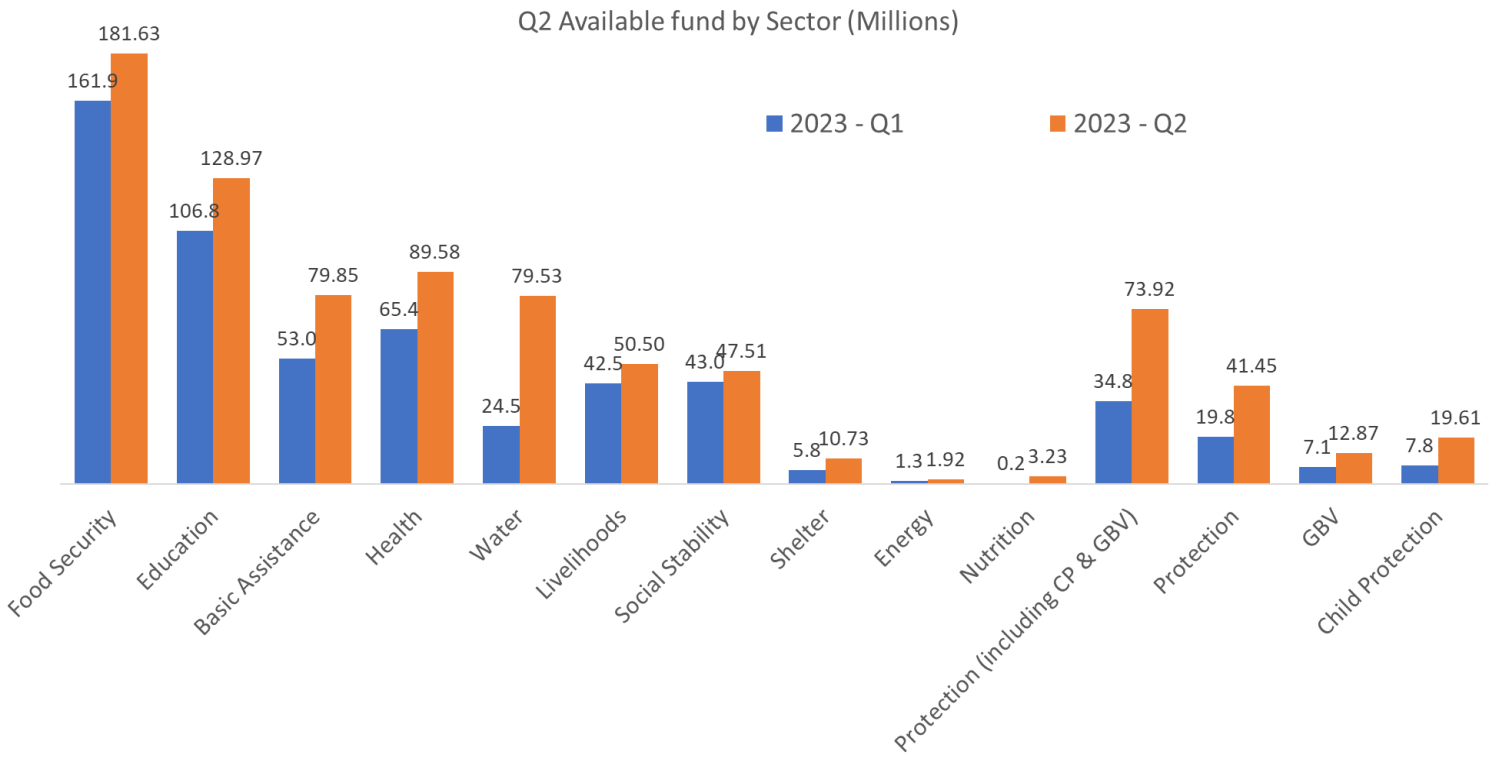

Inter-Agency Coordination Lebanon

Solar Energy Across Sectors

Mohammad Nasser, UNDP

Solar Energy Across Sectors

Inter-Agency Coordination Lebanon

- Background
  - Solarization Mapping tool is a framework Neutral Initiative intended to capture all solarization projects across Lebanon.
  - Partners will not be asked for any future reporting as the dashboard relies on datapoints available with the databases.
  - The main objective of this tool us to help partners identify solar interventions across Lebanon

The dashboard visualizes data on all Solar initiatives by geographical coordinates.

The master map includes all initiatives across Lebanon color-coded by the targeted sector to facilitate access to the information.

Unique figures are visualized including the capacity of different initiatives (KWh, L, …)

Solar Energy Across Sectors

Inter-Agency Coordination Lebanon

- **Technical Perspective:**
  - The solar Mapping toll will be used to map all Solar-Related initiates under all sectors to visualize them in a single consolidated dashboard.
  - Unifying the databases that contain solar initiatives.
  - Wash Projects will be reported under the Wash sectors folder.
  - All non-WASH solarization projects will be captured under the solarization form on the Energy Sector folder.

- **Action Points:**
  - Partners to update their data under WASH and Energy sectors solarization forms.
  - Sector coordinators should inform non-WASH sector partners to add solar related projects under the Energy Sector.
  - A simple SOP/FAQ will be issued once the dashboard is finalized

Solar Energy Across Sectors

Inter-Agency Coordination Lebanon

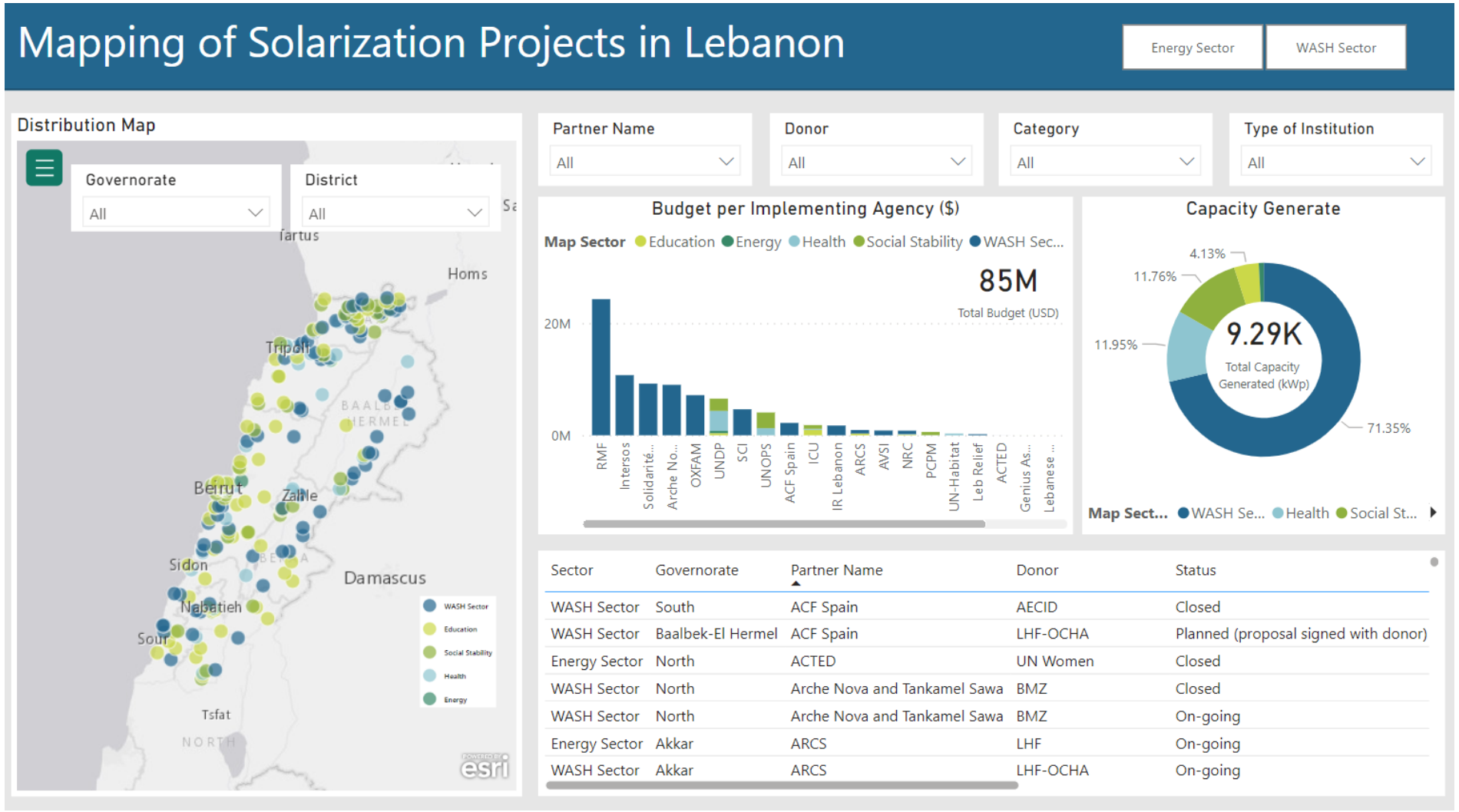

Sector	Governorate	Partner Name	Donor	Status
WASH Sector	South	ACF Spain	AECID	Closed
WASH Sector	Baalbek-El Hermel	ACF Spain	LHF-OCHA	Planned (proposal signed with donor)
Energy Sector	North	ACTED	UN Women	Closed
WASH Sector	North	Arche Nova and Tankamel Sawa	BMZ	Closed
WASH Sector	North	Arche Nova and Tankamel Sawa	BMZ	On-going
Energy Sector	Akkar	ARCS	LHF	On-going
WASH Sector	Akkar	ARCS	LHF-OCHA	On-going

The dashboard can be accessible through this **Link** or by Scanning the QR code:

Inter-Agency Coordination Lebanon

Integrated Phase Classification (IPC) - Food Security Analysis

Pardie Karamanoukian
Food Security Sector Coordinator (WFP)

Integrated Phase Classification – Lebanon Acute Food Insecurity Analysis

Current Situation (May – Oct 2023)

World Food Programme

SAVING LIVES
CHANGING LIVES

Lebanese Republic
Ministry of Agriculture

Food and Agriculture Organization of the United Nations

IPC Analysis Partners

1. What is the IPC?

The Integrated Phase Classification (IPC)

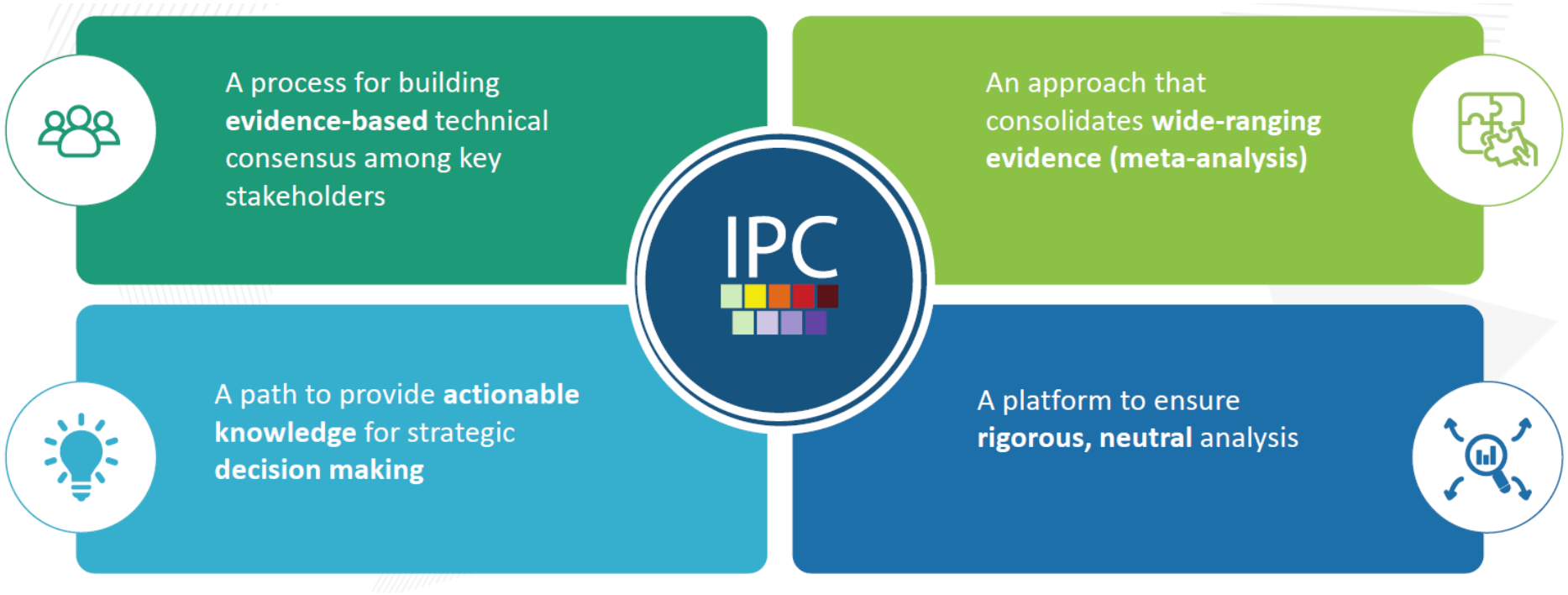

IPC is a Common Global Scale to classify food security and malnutrition by answering six key questions:

- How severe
- Where
- How many
- When
- Who
- Why

The Four IPC Functions

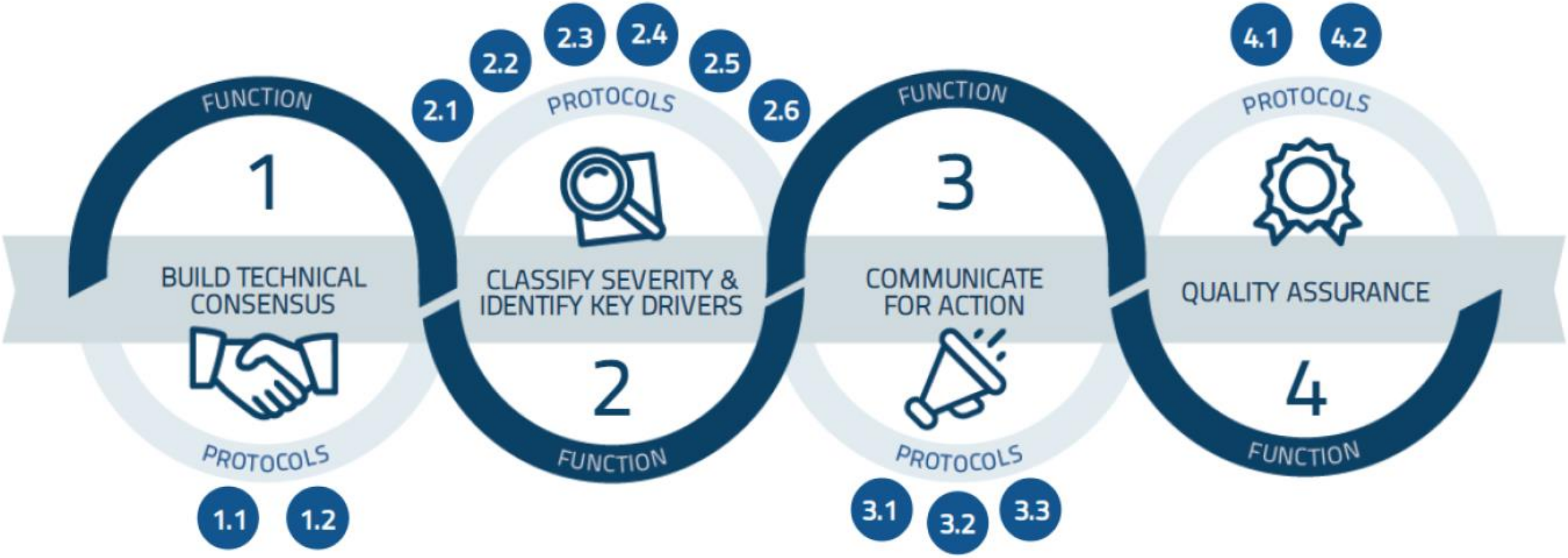

The IPC Acute Food Insecurity Scale

Urgent action required

Phase 1 None/Minimal	Phase 2 Stressed	Phase 3 Crisis	Phase 4 Emergency	Phase 5 Catastrophe/ Famine
Usually adequate and stable food access	Borderline adequate food access	Highly stressed and critical lack of food access with high and above usual malnutrition and accelerated depletion of livelihood assets	Severe lack of food access with excess mortality, very high and increasing malnutrition, and irreversible livelihood asset stripping	Extreme social upheaval with complete lack of food access and/or other basic needs where mass starvation, death and displacement are evident
			RECOMMENDED ACTIONS	
	Action is required for disaster risk reduction and to protect livelihoods	*Urgent action is required to protect livelihoods and increase access to food to avoid a food emergency.*	*Urgent action is needed to save lives and livelihoods. If nothing is done, the population could face starvation or death.*	*Urgent immediate action is needed to stop widespread starvation and death, and the total collapse of livelihoods.*

2. The IPC In Lebanon

The IPC Process in Lebanon

Sep-Nov 21: Initial consultations with FAO and IPC GSU

January 22: Data assessment and review of survey tools and methodology

May 22: Interest from MoA to conduct IPC Analysis

May-Aug 22: mVAM data collection

Jun-Jul 22: VASyR data collection

Aug 22: IPC GSU scoping mission and technical consultations.

Aug 22: Formation of TWG and Analysis Team

Sep 22: First IPC Acute Food Insecurity Analysis

May-23: Second IPC Acute Food Insecurity Analysis

The IPC Process in Lebanon- May 2023

May 22, 23 & 24:
IPC AFI Level 1 training

- Provided with the support of IPC Global support Unit covering IPC AFI functions and protocols
- 13 co-facilitators contributed to the provision of training sessions in preparation for their IPC level 2 certification

May 25, 26 & 29:
Group analysis and classification

- 9 groups worked on the classification of AFI of Lebanese residents and displaced Syrians at district level
- 9 co-facilitators from UN agencies, governmental institutions and INGOs led and facilitated group discussions and analysis

May 30 & 31:
Plenary discussion

- Groups presented classification of Lebanese residents, displaced Syrians, Palestine refugees in Lebanon, and Palestinian refugees from Syria for consensus building among analysts

Methodology and Data- May 23

Population covered

- Lebanese residents
- Displaced Syrians
- Palestine refugees in Lebanon and Palestinian refugees from Syria

IPC AFI severity scale

- At 26 **district level** for Lebanese residents and displaced Syrians
- At **national level** for Palestine refugees in Lebanon, and Palestinian refugees from Syria

Period

Current (May- October 2023)

Analysis Team

57 analysts participated form 30 organizations

Data sources

- VASyR 2022
- VASyR panel 2023
- mVAM 2023
- MSNA 2022
- Socio Economic Survey of Palestine Refugees 2023

Other data sources

- Agricultural household survey (MoA and FAO)
- Protection Monitoring (UNHCR)
- Market Monitor (WFP)

IPC Analysis Partners

GOVERMMENTAL INSTITUTIONS

- Ministry of Agriculture
- Ministry of Public Health
- Ministry of Economy and Trade

UNITED NATIONS AGENCIES

- WFP
- FAO
- UNHCR
- UNICEF
- UNOCHA
- UNRWA
- UNDP
- Food Security and Agriculture Sector
- Nutrition Sector

NON-GOVERNMENTAL ORGANIZATIONS

- Acted
- ADRA
- ACF
- Anera
- Caritas
- Care
- FSF
- IRW
- ISWA
- Jafra
- Lost
- MCC
- Mercy Corps
- Oxfam
- REACH
- Save the Children
- SHEILD
- World Vision
- WHH

3. IPC Acute Food Insecurity Analysis – Current Period (May-Oct 2023)

Acute Food Insecurity results

CURRENT ACUTE FOOD INSECURITY
Lebanese Residents, Displaced Syrians, Palestine Refugees in Lebanon, and Palestinian Refugees from Syria
MAY-OCTOBER 2023

1.4 M

25 percent of the population analysed facing high acute food insecurity (IPC Phase 3 and above)

IN NEED OF URGENT ACTION

Phase 5	**0 people in Catastrophe**	**0 percent**
Phase 4	**113,000 People in Emergency**	**2 percent**
Phase 3	**1,298,000 People in Crisis**	**23 percent**
Phase 2	**2,534,000 People Stressed**	**46 percent**
Phase 1	**1,630,000 People in No Acute Food Insecurity**	**29 percent**

- **May 2023 analysis**

IPC AFI analysis covered 99 percent of the population including four population groups:

- Lebanese Residents
- Displaced Syrians
- Palestine Refugees in Lebanon
- Palestinian Refugees from Syria

- **Sep 2022 analysis**

IPC AFI analysis covered 95 percent of the population including two population groups:

- Lebanese Residents
- Displaced Syrians

The IPC classifies each district by phase, to the highest severity affecting at least 20 percent of the population.

Lebanese Residents and Displaced Syrians

Lebanese Residents - CURRENT ACUTE FOOD INSECURITY – MAY-OCTOBER 2023

0.8 M

21 percent of the population analysed facing high acute food insecurity (IPC Phase 3 and above)

IN NEED OF URGENT ACTION

Phase 5	**0 people in Catastrophe**	**0 percent**
Phase 4	**59,000 People in Emergency**	**2 percent**
Phase 3	**747,000 People in Crisis**	**19 percent**
Phase 2	**1,740,000 People Stressed**	**45 percent**
Phase 1	**1,318,000 People in No Acute Food Insecurity**	**34 percent**

Displaced Syrians - CURRENT ACUTE FOOD INSECURITY – MAY-OCTOBER 2023

0.5 M

36 percent of the population analysed facing high acute food insecurity (IPC Phase 3 and above)

IN NEED OF URGENT ACTION

Phase 5	**0 people in Catastrophe**	**0 percent**
Phase 4	**48,000 People in Emergency**	**3 percent**
Phase 3	**492,000 People in Crisis**	**33 percent**
Phase 2	**689,000 People Stressed**	**46 percent**
Phase 1	**271,000 People in No Acute Food Insecurity**	**18 percent**

The IPC classifies each district by phase, to the highest severity affecting at least 20 percent of the population.

Palestine Refugees in Lebanon & Palestinian Refugees from Syria

Palestine Refugees in Lebanon - CURRENT ACUTE FOOD INSECURITY – MAY-OCTOBER 2023

54,000

30 percent of the population analysed facing high acute food insecurity (IPC Phase 3 and above)

IN NEED OF URGENT ACTION

Phase 5	**0 people in Catastrophe**	**0 percent**
Phase 4	**4,000 People in Emergency**	**2 percent**
Phase 3	**50,000 People in Crisis**	**28 percent**
Phase 2	**90,000 People Stressed**	**50 percent**
Phase 1	**36,000 People in No Acute Food Insecurity**	**20 percent**

Palestinian Refugees from Syria - CURRENT ACUTE FOOD INSECURITY – MAY-OCTOBER 2023

11,000

35 percent of the population analysed facing high acute food insecurity (IPC Phase 3 and above)

IN NEED OF URGENT ACTION

Phase 5	**0 people in Catastrophe**	**0 percent**
Phase 4	**2,000 People in Emergency**	**5 percent**
Phase 3	**9,000 People in Crisis**	**30 percent**
Phase 2	**15,000 People Stressed**	**50 percent**
Phase 1	**5,000 People in No Acute Food Insecurity**	**15 percent**

The IPC classifies each district by phase, to the highest severity affecting at least 20 percent of the population.

Lebanon
Current Acute Food Insecurity | May - October 2023

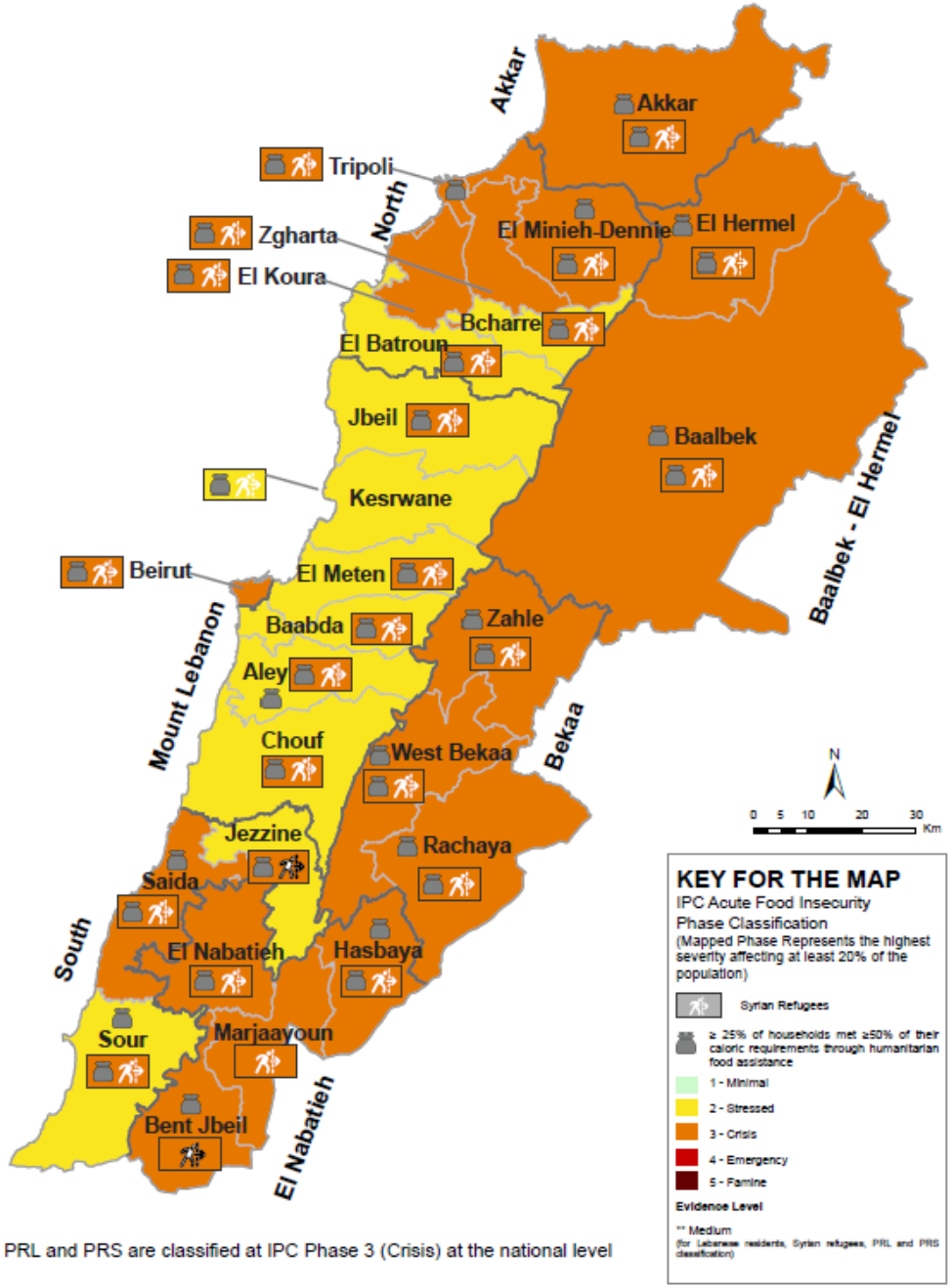

PRL and PRS are classified at IPC Phase 3 (Crisis) at the national level

A- Lebanese Residents

- 16 districts classified at IPC Phase 3 (Crisis)
- 10 districts classified at IPC Phase 2 (Stress)

B- Displaced Syrians

- 25 districts classified at IPC Phase 3 (Crisis)
- 1 district classified at IPC Phase 2 (Stress) (Keserwane)

C- PRL and PRS classified at IPC Phase 3 (Crisis) at the national level

The IPC classifies each district by phase, to the highest severity affecting at least 20 percent of the population.

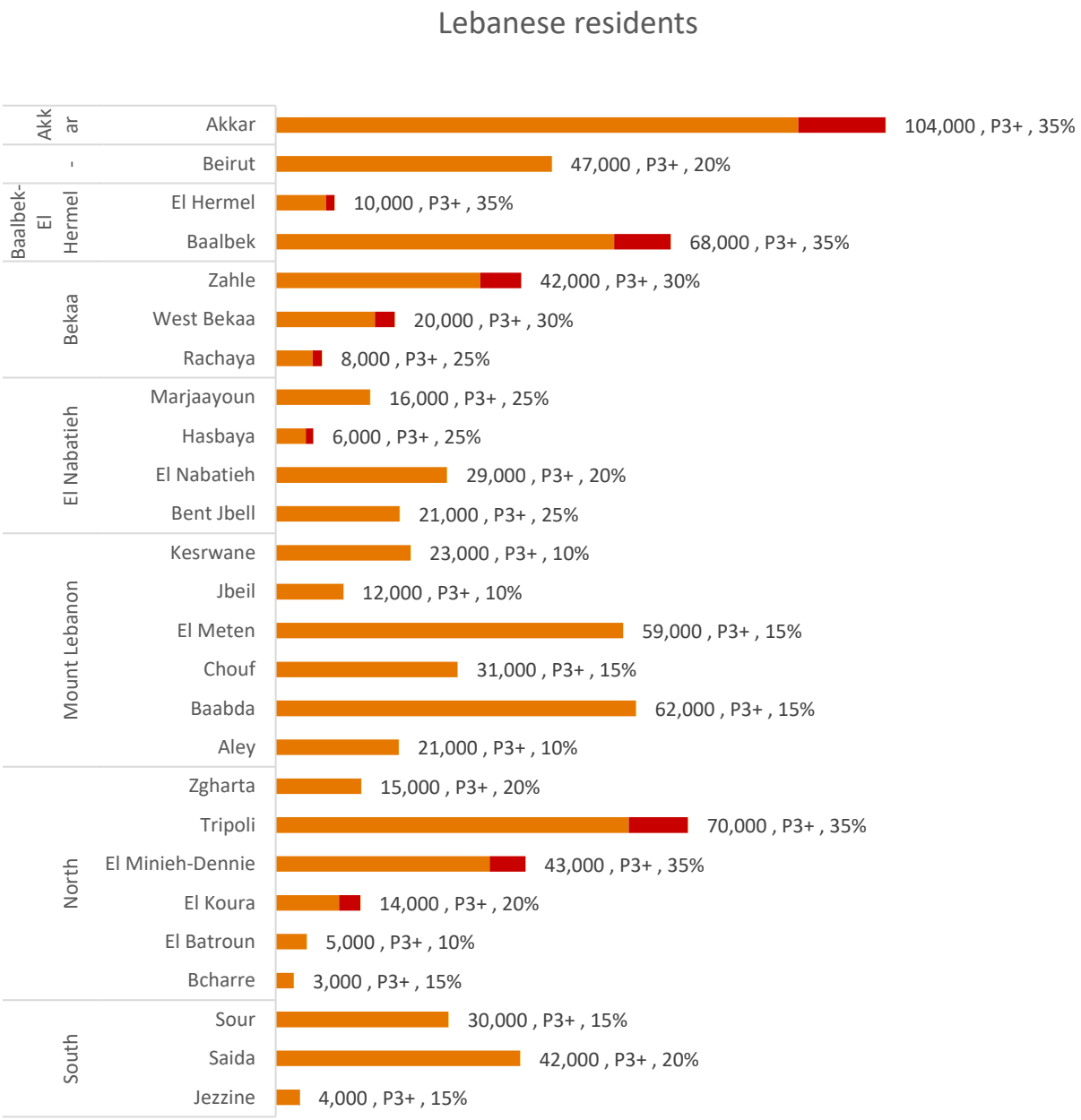

16 Districts classified at IPC Phase 3 (Crisis)

P3+ = 35%

Akkar
Baalbek
El Hermel
El Minieh-Dennie
Tripoli

P3+ = 30%

West bekaa
Zahle

P3+ = 25%

Bent jbeil
Hasbaya
Marjaayoun
Rachaya

P3+ = 20%

Beirut
El koura
El nabatieh
Saida
Zgharta

10 Districts classified at IPC Phase 2 (Stress)

P3+ = 15%

Baabda
Bcharre
Chouf
El meten
Jezzine
Sour
Aley

P3+ = 10%

El batroun
Jbeil
Kesrwane

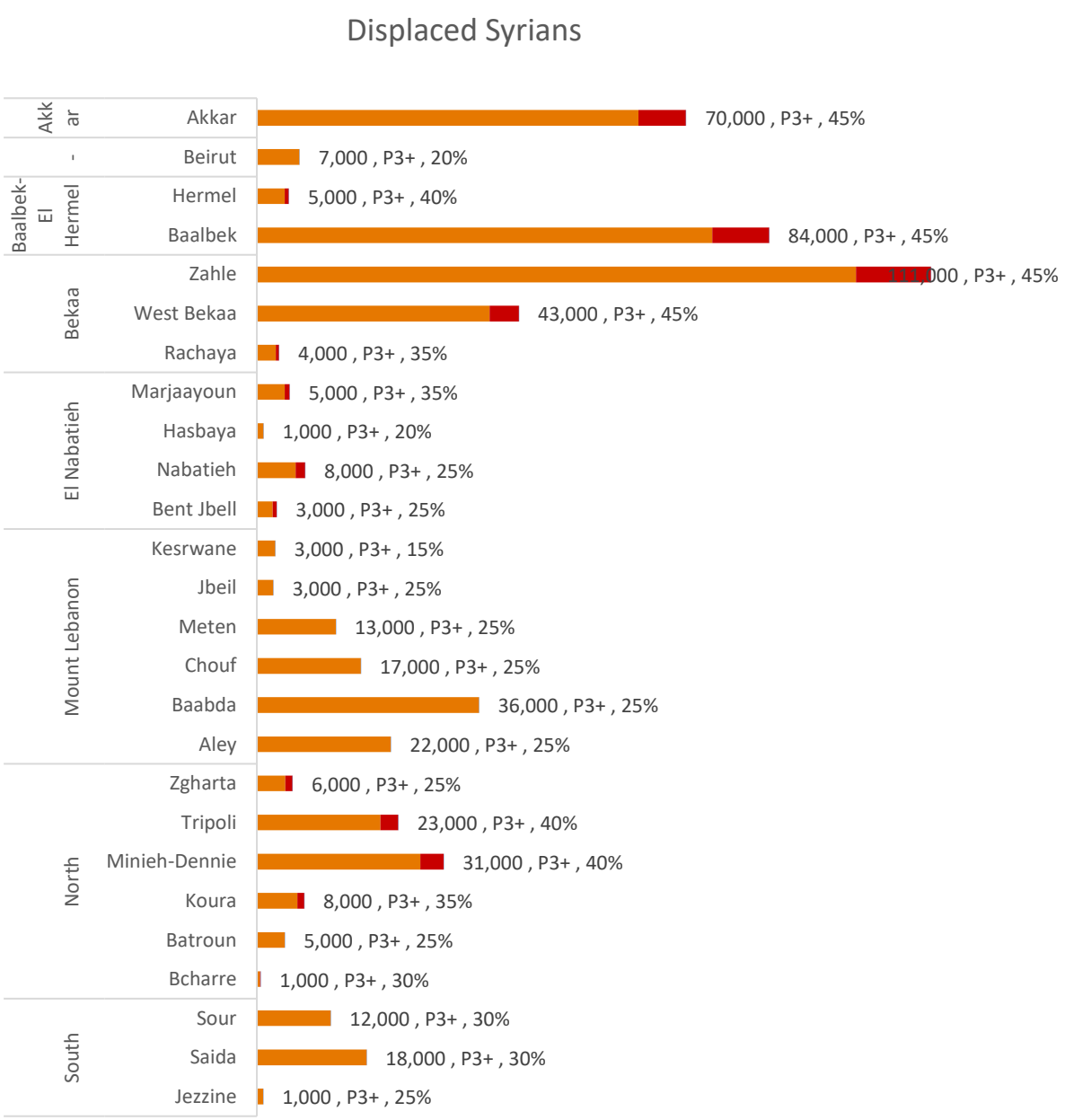

25 Districts classified at IPC Phase 3 (Crisis)

P3+ = 45%	Akkar Baalbek West bekaa Zahle
P3+ = 40%	El hermel El minieh-dennie Tripoli
P3+ = 35%	El koura Marjaayoun Rashaya
P3+ = 30%	Bcharre Saida Sour Zgharta
P3+ = 25%	Aley Baadba Bent jbeil Chouf El batroun El nabatieh Jbeil Jezzine
P3+ = 20%	Beirut Hasbaya

CHANGES FROM PREVIOUS ANALYSIS

Greater access to USD in an increasingly a dollarized cash economy, more employment opportunities, and price stability (in USD) improved the ability of households to access their food and other essential non-food needs. In addition, greater availability of data on key IPC outcome indicators as the Livelihood Coping Strategy Index (LCSI) and the Household Hunger Scale (HHS) have allowed a better understanding of the population classified in each IPC phase.

INFLATION & CURRENCY DEPRECIATION

Rising inflation and record high depreciation of the local currency continued to be key drivers of food insecurity impacting especially households who have limited access to US Dollars.

POLITICAL UNCERTAINTY

Following the end of the presidential term in October, Lebanon has entered an institutional void. During March 2023, a mission from the International Monetary Fund (IMF) visited Lebanon and expressed concerns about the potential of a perpetual crisis if prompt reforms are not implemented.

LIVELIHOOD CHANGES

Higher employment levels were observed among Lebanese during the first half of 2023. The employment rate increased from 48 percent in July 2022 to 55 percent in May 2023 and the unemployment rate declined from 31 to 24 percent during the same period. Legal barriers continue to hinder the access of displaced Syrians, Palestine refugees in Lebanon, and Palestinian refugees from Syria to formal employment, which result in their engagement in informal labour leading to exploitative working conditions, lower wages, and lack of legal protection.

FOOD ASSISTANCE

Humanitarian Food Assistance (HFA) that reached over 2 million Lebanese, displaced Syrians, Palestine refugees in Lebanon, and Palestinian refugees from Syria with over 50 percent of the monthly caloric requirements also contributed to relieve food gaps and prevented a further deterioration of the food security among the most vulnerable, especially in districts where more than 45% of the population analysed received food assistance. In April 2023, the TV to displaced Syrians covered only 42% of the food MEB and only 57% for Lebanese.

Group 1: Akkar

Facilitator: Nour Azzi – CARE

Analysts: Farah (Anera), Nancy (FS sector North Area coordinator), Mohammed (WFP), Michel (MoA), Khalil (MoA)



Group 7: Tyre, Nabatieh & Bint Jbeil

Facilitator: Pauline Eid – ACTED

Analysts: Jana (SCI), Ahmad (MoA), Lamise (WFP), Mira (MCC), Hanadi (UNRWA)

Group 3: Batroun, Jbeil & Keserwane

Facilitator: Elissa Naim – ADRA

Analysts: Rim (IRW), Nadine (WFP), Maya (MoA), Elie B (FAO), Dima (MoET), Elie C (FSS - FAO)



Group 4: Beirut, Metn & Baabda

Facilitator: Pardie Karamanoukian– FSS coordinator

Analysts: Ibrahim (Oxfam), Marie Rose (Caritas), Zeinab (SHIELD), Bahia (WFP), Hanan (MoA)

IPC
Integrated Food Security Phase Classification
IPC Level 1 Training
Welcome
Session 1
IPC Level 1 Training
IPC Global
Oxfam

IPC
Integrated Food Security Phase Classification
IPC Level 1 Training
Welcome
Session 1
IPC Level 1 Training
IPC Acute Food Insecurity
IPC Global

AoB

AoB:
Protection Resources & Standards

Inter-Agency Coordination Lebanon

Joint Mainstreaming Online Presentation

- The event is part of the Protection Mainstreaming Community of Practice
- Introduction to global and Lebanon specific tools on protection, gender and disability mainstreaming
- When: **Wednesday 23 August at 2:00 pm**
- In English with Arabic translation
- Resources can be found under Mainstreaming Resources and Tools https://ialebanon.unhcr.org

Thank you

Inter-Agency Coordination
Lebanon