



Amidst the deteriorating socio-economic situation in Lebanon in the first and second quarter of 2023, the limited protection space continued to diminish following the series of raids and arrests conducted by the Lebanese Armed Forces (LAF) in different parts of the country, and the restrictive measures imposed by various municipalities. These actions heightened fear and anxiety within communities' and pushed families to reduce their movements, as well as their access to services and livelihood opportunities. Consequently, child protection needs were too on the rise with more children from different population cohorts being at risk of exploitation, physical and emotional abuse, child labor and early marriage. Alarming, a shift was observed in the age of girls, as girls as young as 12-13 were subjected to early marriages.

In response to this situation, the child protection (CP) actors have continued to extend their support to vulnerable children and their caregivers. Notably, a total of 198 Social and Behavioral change communication initiatives were implemented in the first two quarters against the annual target of 450. These initiatives were directed at CP duty bearers, i.e. Municipalities, landowners, employers, religious leaders, community-based organizations (CBO), aimed to address harmful social and behavioral practices that lead to violations of child rights and to prevent child marriage, child labour and violence against children and women in communities.

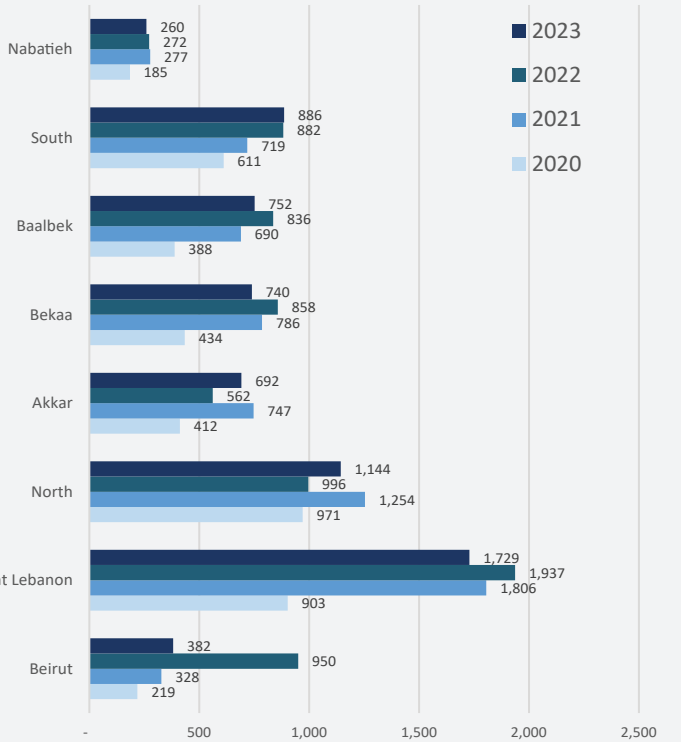
Similarly to 2022, exploitation including worst form of child labor remained the most prominent child protection issue reported by sector. Approximately 50% of the children receiving case management services in the first half of 2023 were those exposed to exploitation including Worst Forms of Child Labor. This was followed by instances of physical abuse, emotional abuse, and neglect. In response to these risks, CP actors delivered case management services to a total of 6,585 children, with 2,371 girls and 4,214 boys benefiting from the interventions.

Aligned with this context, CL, VD, as well as SaWC were cited by CP actors as the main child protection concerns in Lebanon in the first two quarters as per the CP real time monitoring conducted by the sector in the first half of 2023. This was further confirmed by IRC's Protection Monitoring Report, where HHs with at least one child engaged in CL increased from 11% to 13% between Q2 2022 and Q2 2023.

The high child protection needs were also reflected in the referral trends in the first and second quarter of 2023 where the child protection sector received 11 per cent of all referrals conducted between agencies amounting to 7851 children referred to CP services. Notably, 84% of the referred cases received either an acceptance or acknowledgment from the receiving agency.

Case Management

Case management (CM) services received by children: comparison between 2020 and 2023 (January-June).



Source: LCRP Activity Info CP reporting

6,585

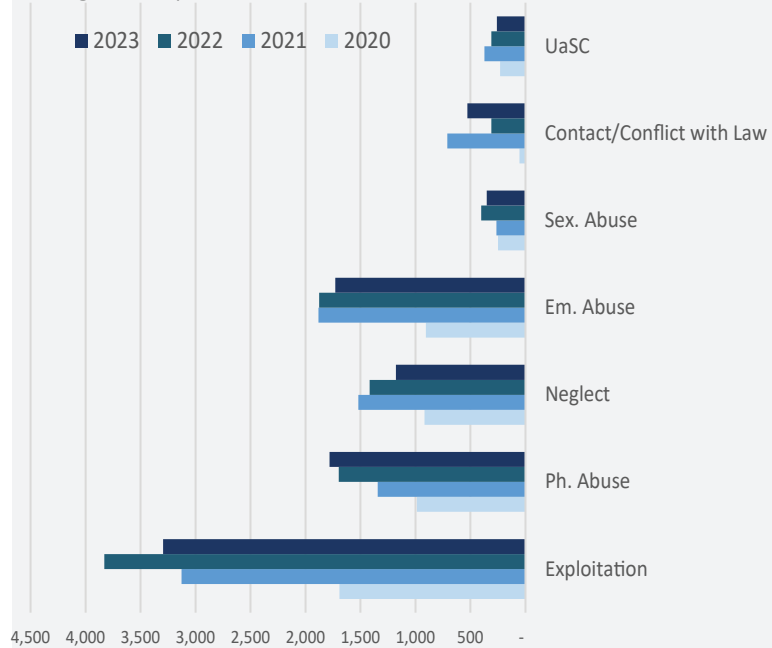
is the total number of boys and girls, who have received case management services in the first half of 2023.

Compared to the same period of 2022, this represents a **-10% decrease**

The highest increase in services was registered in **Akkar (+23%)** and **North (+15%)**.

While these services have decreased in **Beirut and Bekaa** compared to the same period of 2022.

Managed cases per Risk Criteria*



* A Case Management file is opened based on either one of the above risks, and a child may be reported here with one or multiple risk criteria, regardless of the child's vulnerability; i.e. a child may be vulnerable but living in a caring environment with no risks at all.

Top 3 criteria for providing CM services to children in 2023 were **Exploitation (incl. WFCL), Physical abuse** and **Emotional abuse**.


Noting that, compared to 2022, Children in contact/conflict with law, as a risk criteria for CM, has registered the highest increase (+40%), followed by Physical abuse (+5%).

Same as in 2020 and 2021, the majority of CM services were provided to boys, with a +9% increase for girls in 2023 (compared to 33% in 2022).



Source: LCRP Activity Info CP reporting

Referrals to Child Protection*

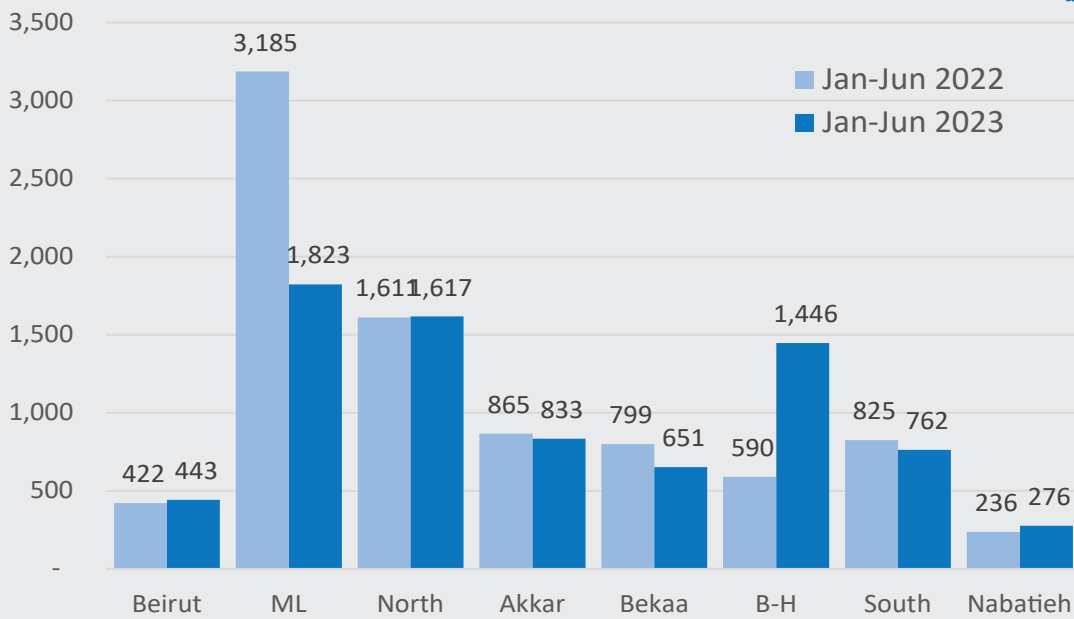


In the first half of 2023, there were a total of **7,851 referrals to CP** (decrease of -8% compared to the first half of 2022). It is worth noting that the share of referrals to CP has increased continuously since 2020: 3% of total referrals in 2020, 10% both in 2021 and 2022, and 11% in 2023.

While the highest decrease was registered in Mount Lebanon (-43%) and Bekaa (-17%), referrals in the governorate of Baalbek-El Hermel have registered a significant increase: +145% rising from 590 to more than 1,400 referrals between Jan.-June 2022 and 2023. These are done from 42 Sector Partners (the majority of them being Mount Lebanon followed by the North).

*The info presented in this section is derived from the Inter-Agency Referrals Monitoring database, i.e. this includes referrals performed through DRC's Referrals Information Management System (RIMS).

Number of Referrals to CP per Governorate between 2022 and 2023 (January-June).



11%
of total inter-sectoral referrals are done to the Child Protection Sector (compared to only 3% in 2020).

84%
of referrals are either accepted or acknowledged (against around 63% in 2022).

Referrals that were not accepted were mainly due to reason related to **Eligibility Criteria** as well as **Partner Capacity**.

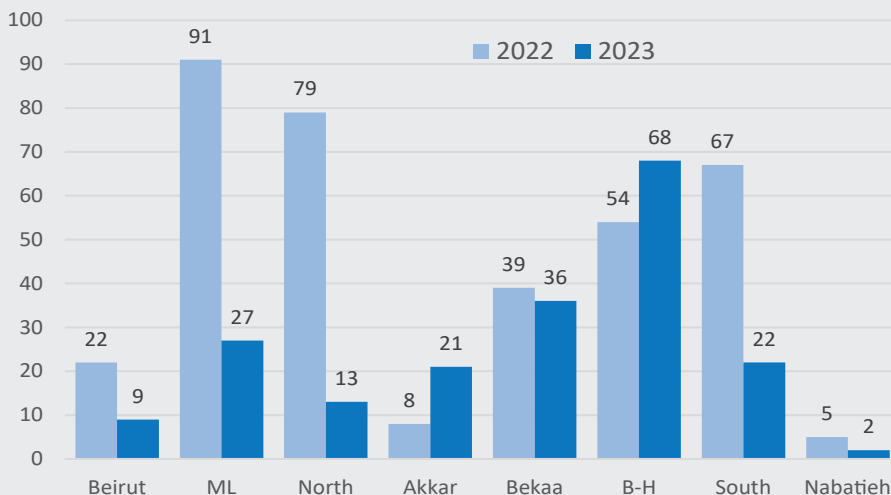
Source: LCRP Activity Info CP reporting

Community engagement and Qudwa - social & behaviour change

198 community engagement initiatives have been implemented so far in 2023 (down from 365 in 2022, i.e. decrease of -45%).

53%
of the activities were Qudwa initiatives (96% in 2022).

Community engagement activities in 2022 and 2023 (January-June).



450
influencers, including traditional & religious leaders have actively participated in community (70% Syrians and 22% Lebanese).

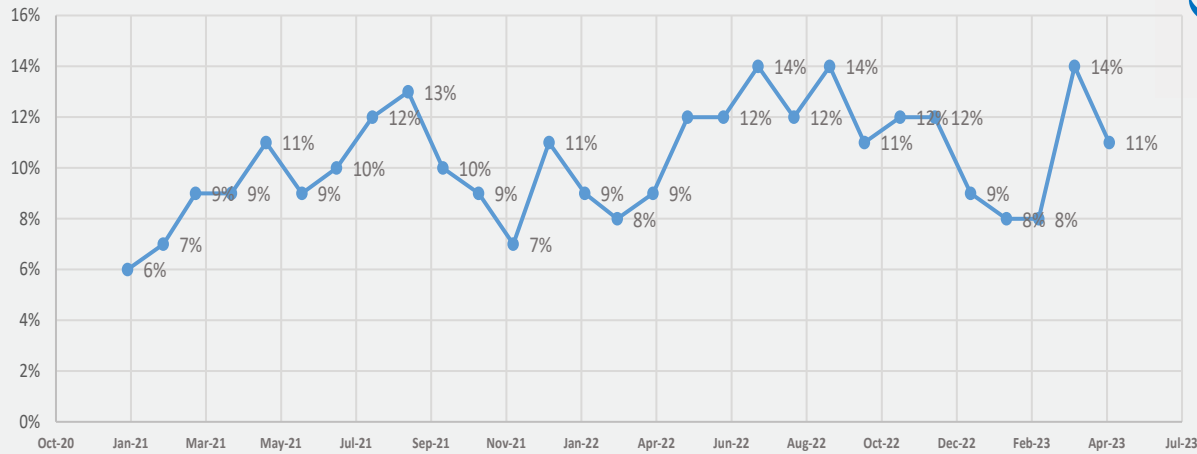
4
events were organized by Qudwas to promote and advocate for the protection of children/women from harmful practices.

Source: LCRP Activity Info CP reporting



Children engaged in child labor

as reported by IRC through the monthly Protection Monitoring (in % of respondents responding "Working Children" in the household).



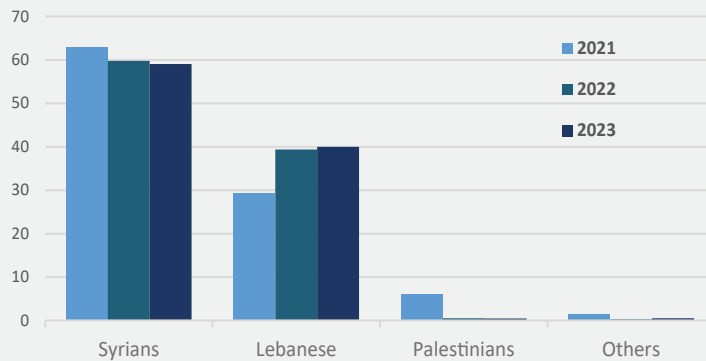
On average, the % of households with at least one child engaged in **Child Labor** remained constant (10%) between the 1st half of 2022 and 2023. However, there has been an increase from 11% to 13% on average between Q2 of 2022 and 2023.

* Source: Protection Monitoring Report - IRC (May 2023)

269

new requests for assistance were received, on average, per NGO per month, in the 1st half 2023, slightly lower than in 2022 (284).

59% were received from Syrian HHs, against 40% Lebanese HHs.



Health services, Food/NFI & Education

are the main services asked for by the households, similar to 2022.

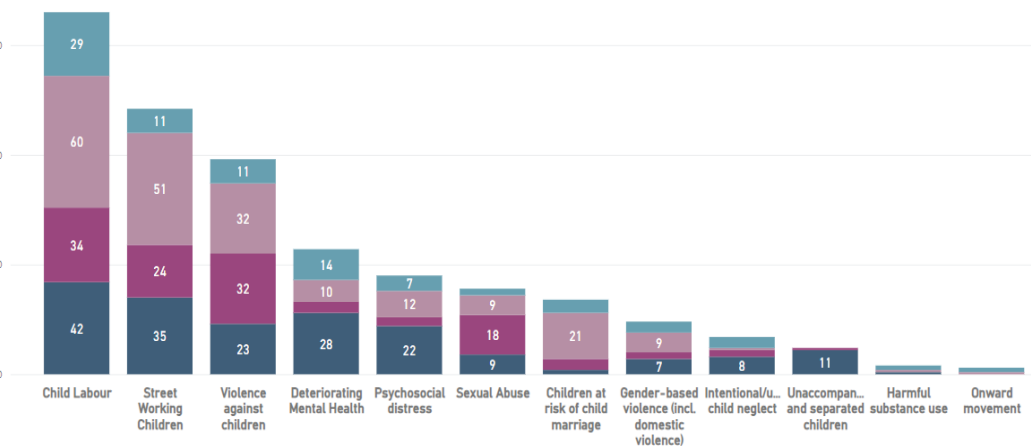
* Source: CP Sector Real-time monitoring (CP RTM).

Prevalence of CP concerns/negative trends

as observed by NGO's between Jan. and June 2023

Most respondents have reported **Child Labour, Violent Discipline,** as well as **Street and Working Children** as the main child protection concerns in Lebanon.

● Beirut & Mt Lebanon ● Bekaa & Baalbek ● North & Akkar ● South & Nabatieh



* Source: CP RTM

Abbreviations used in the document:

- CBPSS : Community-based psychosocial support
- CL : Child Labour
- CM : Child Marriage
- CPWG : Child Protection Working Group
- F/NFI : Food and Non-Food Items
- FPSS : Focused psychosocial support
- GBV : Gender-based Violence
- GoL : Government of Lebanon
- RC : Residential Care
- RIMS : Referral Information Management System
- RTM : Real-time Monitoring
- SA : Social Assistance
- SAWC : Street and Working Children
- SUBT : Use of Substances
- UASC : Unaccompanied and Separated Children
- VD : Violent Discipline
- WFCL : Worst Forms of Child Labour