UNHCR The UN Refugee Agency | Somalia

REFUGEE RETURNEES

31 July 2023

7,466

Total refugee returnees in Somalia

2,245

Total assisted refugee returnees in Somalia

5,221

Total spontaneous returnees in Somalia

Data presented in this report relates to returnees arriving in Somalia between January 2020 and July 2023. This figure includes Voluntary Repatriation from Kenya (923) and Assisted Spontaneous Returns (ASR) from Yemen (951)

Since December 2014, UNHCR has supported 93,721 Somali refugees to return to Somalia. Additionally, approximately 42,984 Somalis were monitored as arriving spontaneously from

Age and gender

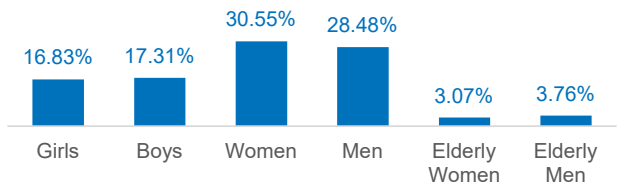

Returnees by Country of Asylum

Region	Kenya	Yemen	Other
Awdal	-	27	7
Bakool	-	10	-
Banadir	411	2,235	317
Bari	-	245	67
Bay	50	78	25
Galgaduud	-	5	5
Gedo	-	14	14
Hiraan	-	115	23
Lower Juba	462	249	30
Lower Shabelle	-	670	91
Middle Juba	-	1	-
Middle Shabelle	-	138	25
Mudug	-	28	8
Nugaal	-	45	10
Other	-	1,407	14
Sanaag	-	9	-
Sool	-	15	3
Togdheer	-	23	3
Woq. Galbeed	-	258	329
Grand Total	**923**	**5,572**	**971**

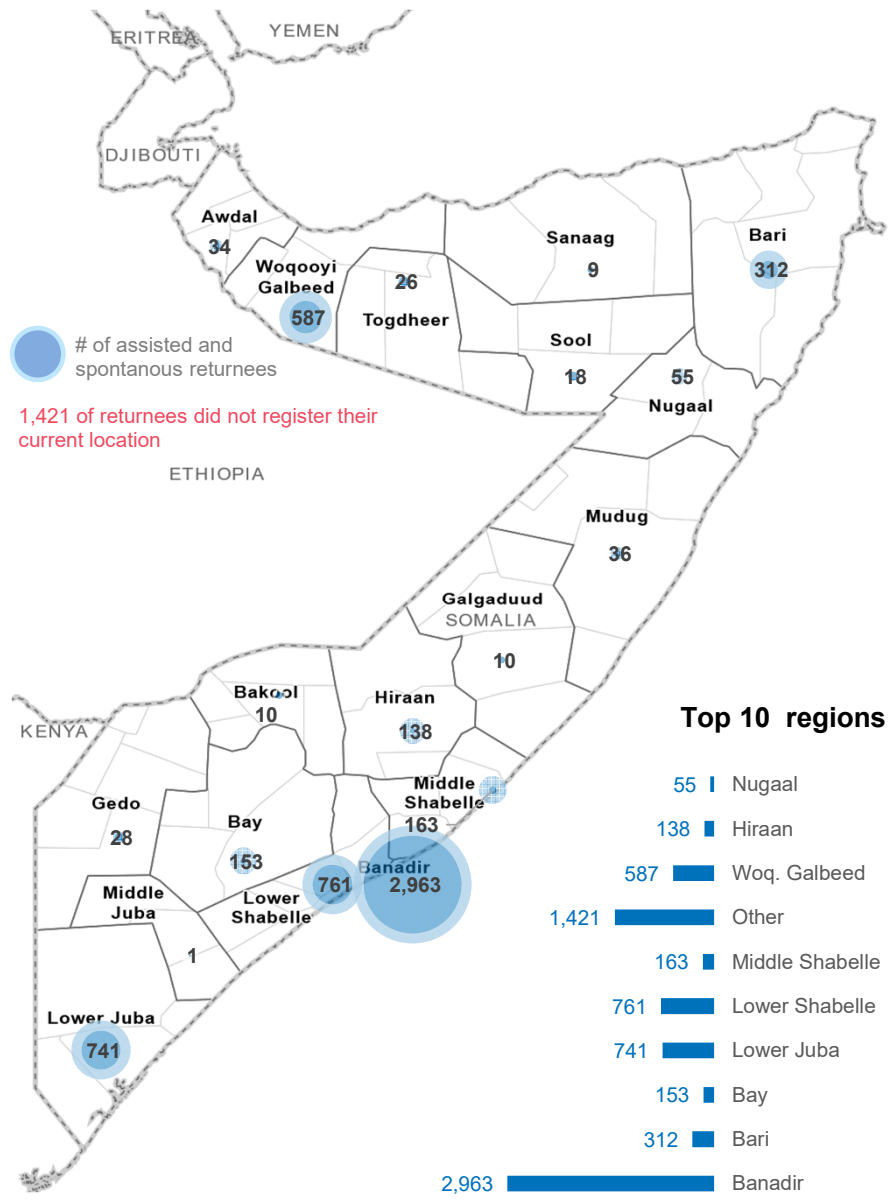

The boundaries and names shown and the designations used on this map do not imply ocial endorsement or acceptance by the United Nations

Yearly return trend

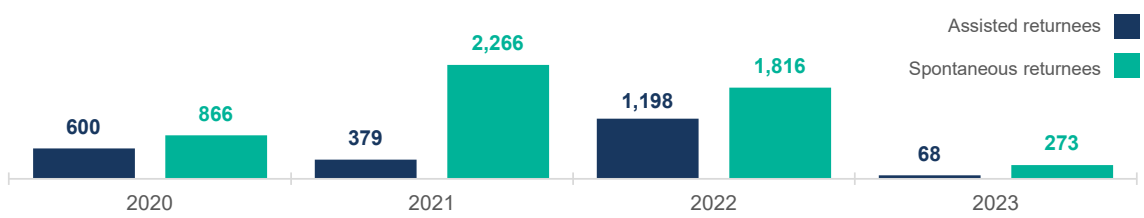

KENYA

923

923

Data on destinations for returnees from Kenya is generally based on the place of initial return.

TOP 10 REGIONS

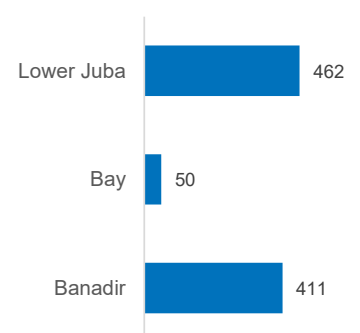

ARRIVAL BY YEAR*

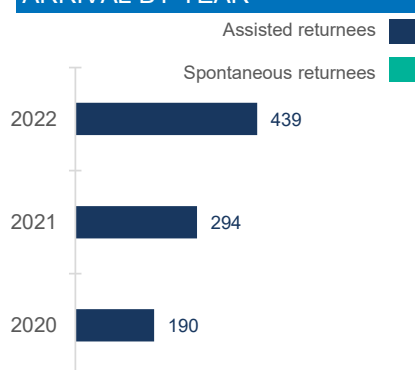

*No returns from Kenya Jan-Jul 2023.

ARRIVAL BY MONTH

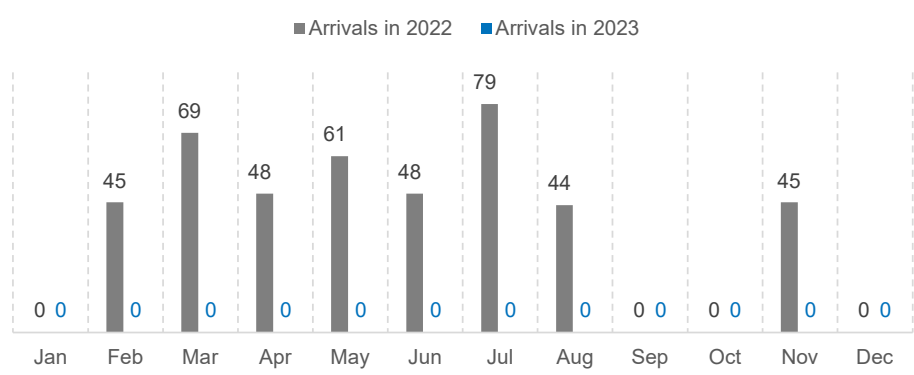

YEMEN

5,572

951

4,621

In addition to the 951 Assisted Spontaneous Returns (ASR) since 2020, approximately 4,621 Somalis were monitored as arriving from Yemen 2020.

TOP 10 REGIONS

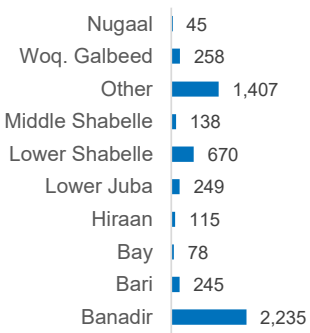

ARRIVAL BY YEAR

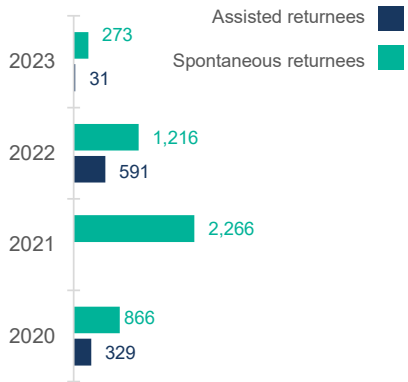

ARRIVAL BY MONTH

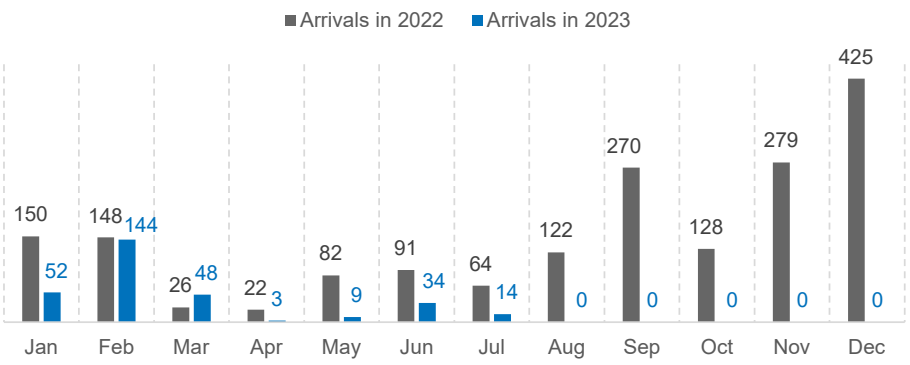

OTHER COUNTRIES

971

371

600

TOP 10 REGIONS

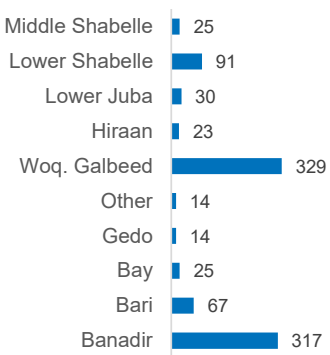

ARRIVAL BY YEAR

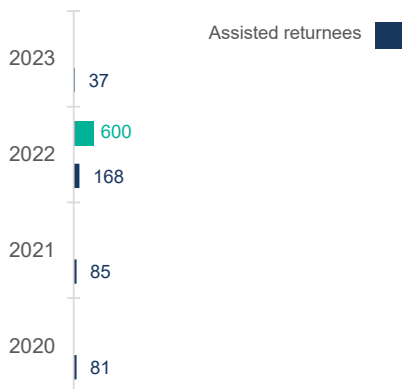

ARRIVAL BY MONTH

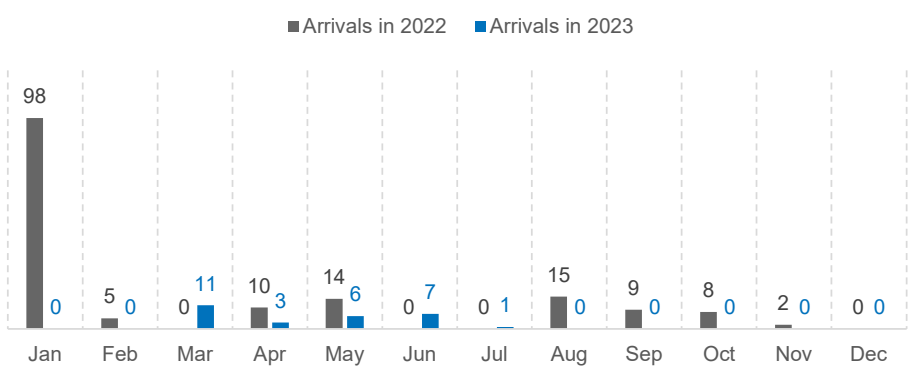

UNHCR is grateful for the generous contributions of donors who have directly contributed to the UNHCR Somalia operation in 2023

United Nations CERF Central Emergency Response Fund
From the People of Japan
UNFP World Food Programme