

Registered Refugees and Asylum-Seekers in DRC

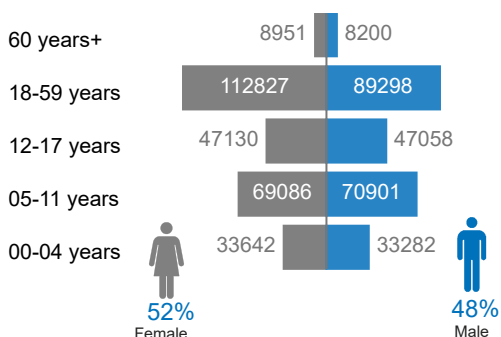
Key Figures



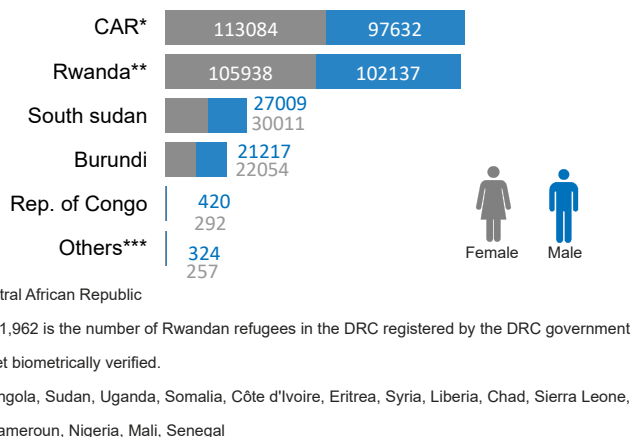
Situation Overview

The refugee population in the DRC increased from **520,076** to **520,375**, a variation of 0.06% due mainly to the continued registration of Central Africans and Burundians. **857** refugees were repatriated to their countries of origin, including **62** Central Africans and **795** Burundians. Asylum seekers increased from **3,452** to **3,746** following the registration of Central Africans. **601** Congolese(ex-refugees) have been repatriated to the DRC from countries of asylum since the beginning of 2023.

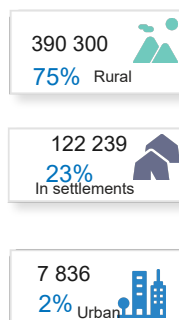
Age and Gender of Refugee Population



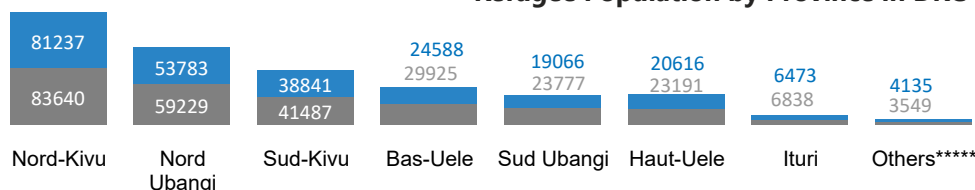
Refugee Population by Country of Origin



Réfugiee by type of location

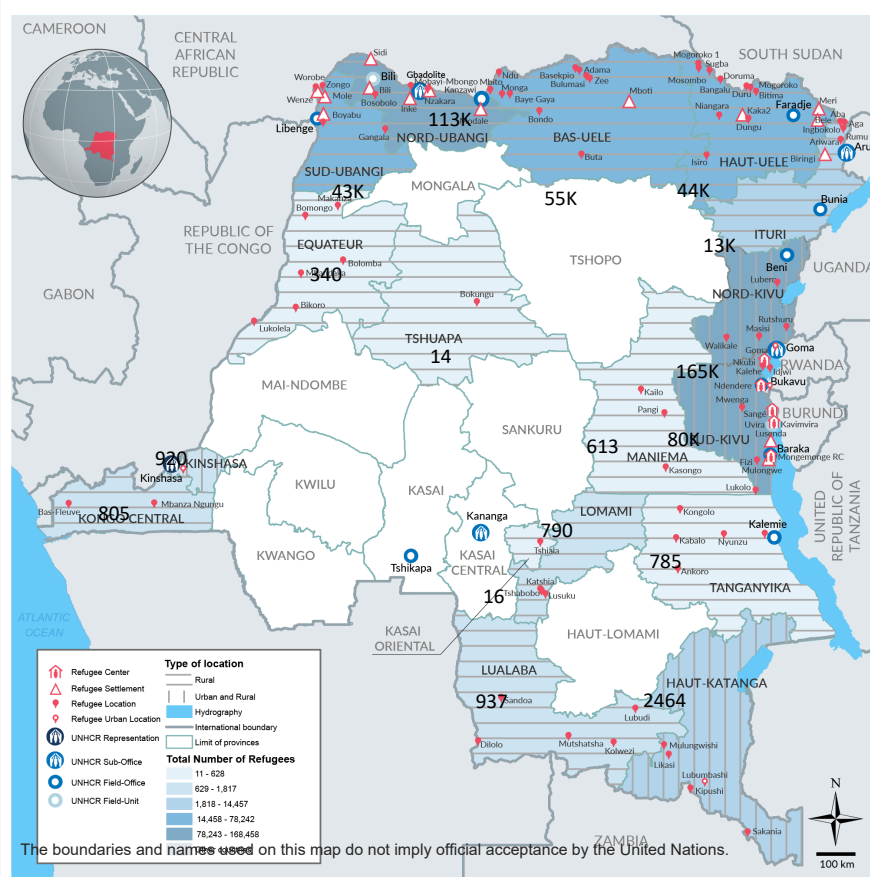


Refugee Population by Province in DRC

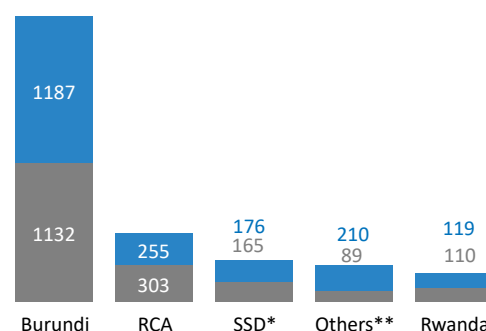


****:Haut-Katanga (2464), Kinshasa (920), Lualaba (937), Lomami (790), Kongo-Central (805), Maniema (613), Tanganyika (785), Equateur (340), Tshuapa (16) et Kasai-Oriental(11).

Location of refugee population in DRC

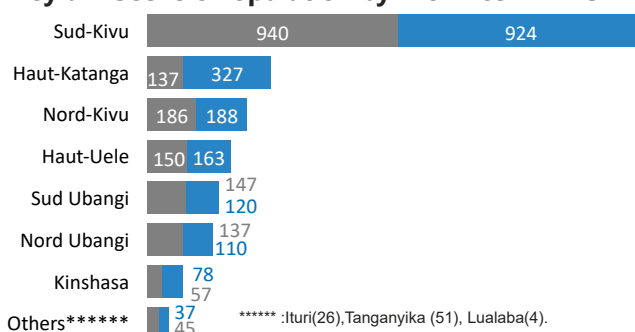


Asylum Seekers Population by Country of Origin



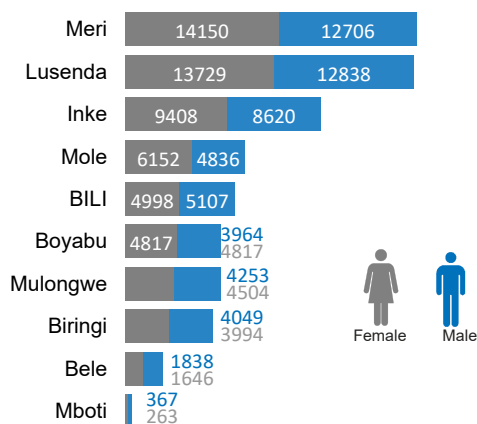
*South Sudan
** Somalia (180), Central African Republic, Angola, Republic of Congo, Cameroon, Chad, Syria, Mali, Liberia, Côte d'Ivoire, Sudan, etc.

Asylum Seekers Population by Province in DRC



Refugees and Asylum Seekers in RDC

Refugees in settlement



Refugees in the developpement pole

| Localisation | F | M |
|--------------|--------------|--------------|
| wenze | 3665 | 2547 |
| Modale | 3254 | 2819 |
| sidi | 3183 | 3069 |
| Nzakara | 4756 | 3891 |
| Total | 14858 | 12326 |

Urban refugees

| Localisation | F | M |
|--------------|-------------|-------------|
| Goma | 1650 | 1578 |
| Lubumbashi | 1031 | 1126 |
| Bukavu | 834 | 697 |
| Kinshasa | 448 | 472 |
| Total | 3963 | 3873 |

Repatriation situation in the DRC at July 31 2023

Number of refugees repatriated from the DRC

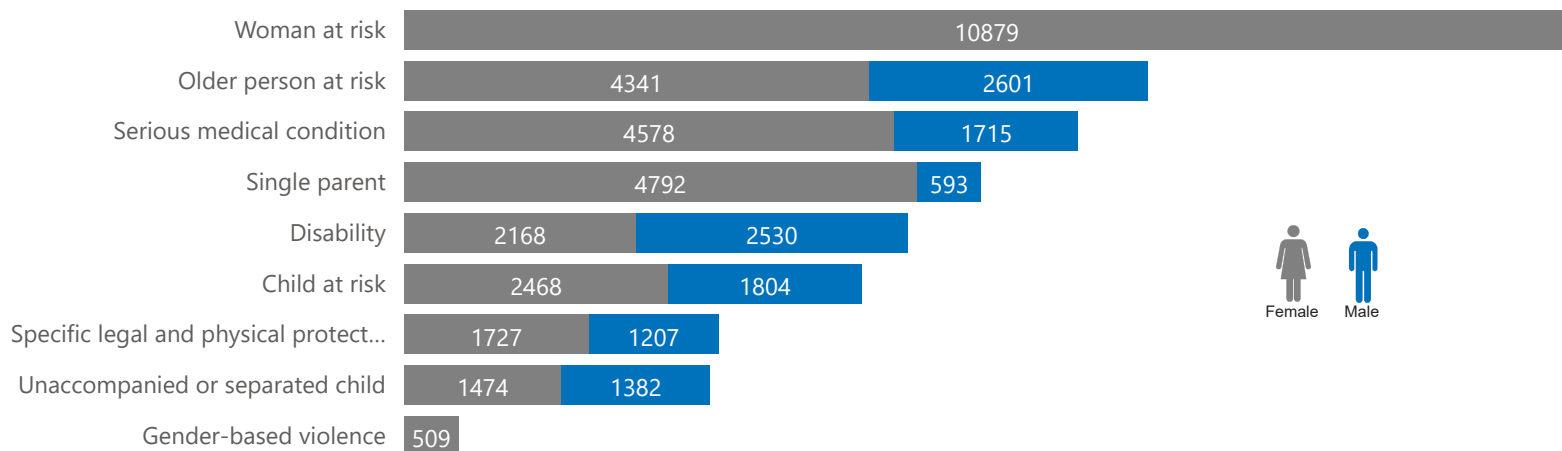
| Country of origin | 2018 | 2019 | 2020 | 2021 | 2022 | 2023 |
|-------------------|-------------|-------------|-------------|--------------|-------------|-------------|
| Burundi | 180 | 101 | 1943 | 7296 | 3474 | 2477 |
| RCA | 9 | 3137 | 2061 | 5021 | 3350 | 1591 |
| Rep. of Congo | | 3 | 5 | | | 1 |
| Rwanda | 3053 | 2136 | 922 | 1920 | 2451 | 987 |
| South Sudan | | | | | 3 | 0 |
| Total | 3242 | 5377 | 4931 | 14237 | 9278 | 5056 |

Number of refugees repatriated to RDC

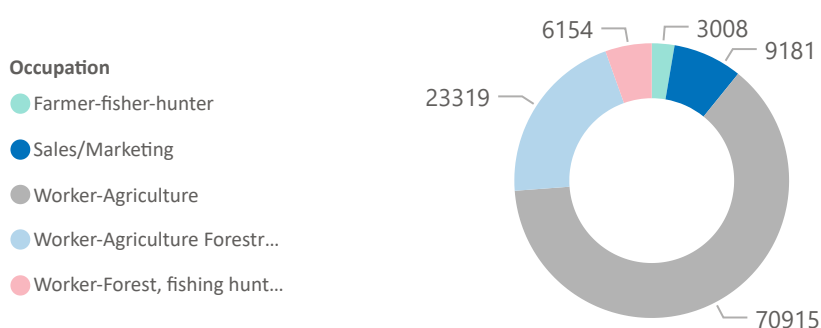
| Country of origin | Total |
|-------------------|------------|
| Guinée | 3 |
| Mali | 1 |
| Nigeria | 1 |
| RCA | 7 |
| RSA | 149 |
| Zambie | 440 |
| Total | 601 |

Profile of refugees in the DRC

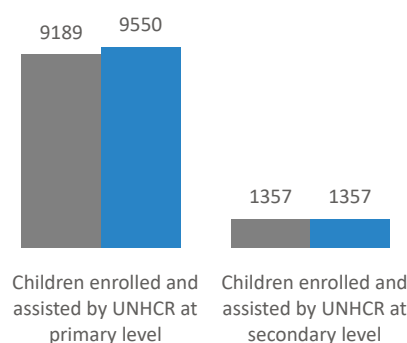
A) Person with specific needs



B) Top 5 Occupation



C) Pocs enrolled in the national education system (2022 national report)



D) Documentation (issued by the Government):

60 244 refugees and asylum seekers living in urban's areas, and in the sites/camps have Refugee Cards, i.e., 30% of the eligible population (181 599 people). In addition, **321 231** persons were issues with refugee and asylum seeker certificates.

Creation date: May 31, 2023 Sources: UNHCR/CNR Feedback: codkidrcdima@unhcr.org

E) Situation of refugee children of school age(6-17years)

