



Tanzania Refugee Population Update

as of 31 July 2023



Key Figures

254,294*
Population of Concern

83.9% 213,426 Living in camps

7.5% 19,100 Living in settlements

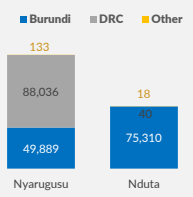
8.5% 21,507 Living in villages

0.1% 261 Living in urban area

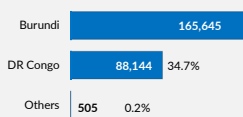
84% 214,715 Refugees

16% 39,579 Asylum-seekers

Camp-based population by country of origin



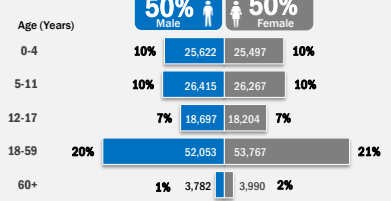
Country of origin



Age and Gender

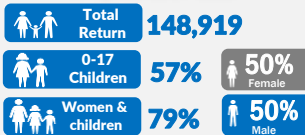
55%
0-17 Children

3%
80+ Older People



Durable Solutions

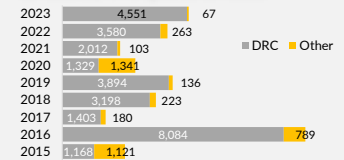
Voluntary return of Burundian refugees, 2017-2023



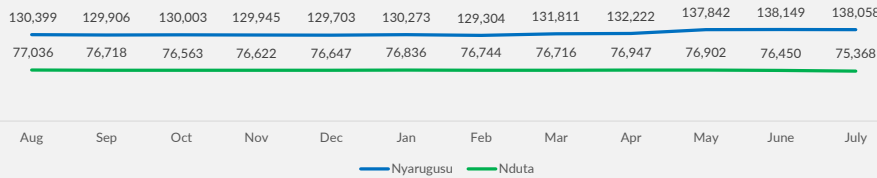
Local integration

162,000 former Burundian refugees (1972) granted citizenship by the Government of Tanzania.

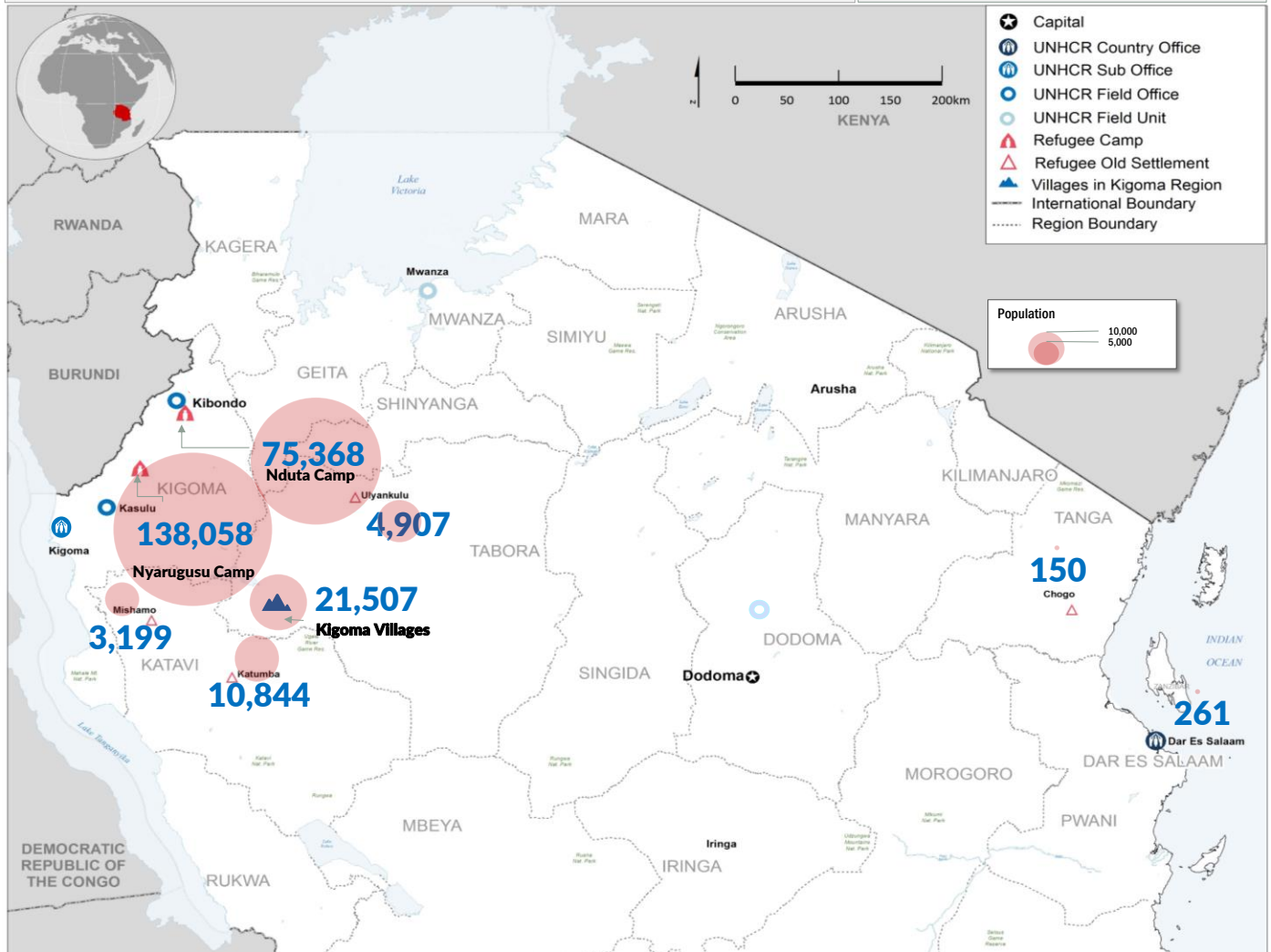
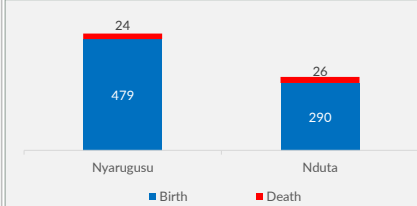
Resettlement departures by country of origin, 2015-2023



Camp population trend: August 2022 to July 2023



Births vs Deaths



The boundaries and names shown and the designations used on this map do not imply official endorsement or acceptance by the United Nations. Sources: Boundaries: UNCS; Background: USGS; Data: Government of Tanzania, UNHCR. For more information, please contact: MALLYA@unhcr.org or visit: <https://data2.unhcr.org/en/situations/burundi/location>