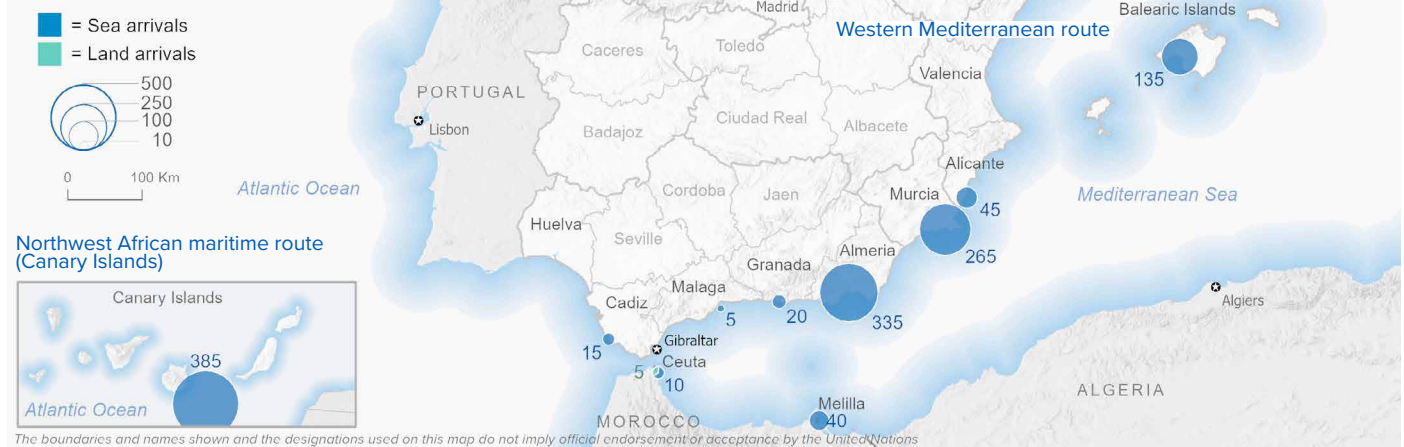


# SPAIN Weekly snapshot - Week 33 ( 14 - 20 Aug 2023)

The charts below are based on figures from the Ministry of Interior and UNHCR estimates. All figures are provisional and subject to change

## Refugees & migrants: sea and land arrivals in week 33<sup>1</sup>



### Arrivals in Spain

**19,592**  
 Arrivals as of  
 20 Aug 2023<sup>2</sup>

**+5%**  
 Dif. 2022

**19,223**  
 Sea Arrivals<sup>2</sup>  
 Dif. 2022: +12%

**369**  
 Land Arrivals<sup>2</sup>  
 Dif. 2022: -77%

**1,263**  
 Arrivals Week 33<sup>1</sup>  
 Dif. last week: -5%  
 Dif. 2022: +112%

### Western Mediterranean

**9,398**  
 Arrivals as of  
 20 Aug 2023<sup>2</sup>

**+13%**  
 Dif. 2022

**9,029**  
 Sea Arrivals<sup>2</sup>  
 Dif. 2022: +34%

**369**  
 Land Arrivals<sup>2</sup>  
 Dif. 2022: -77%

**877**  
 Arrivals Week 33<sup>1</sup>  
 Dif. last week: +161%  
 Dif. 2022: +150%

### Northwest African maritime (Canary Islands)

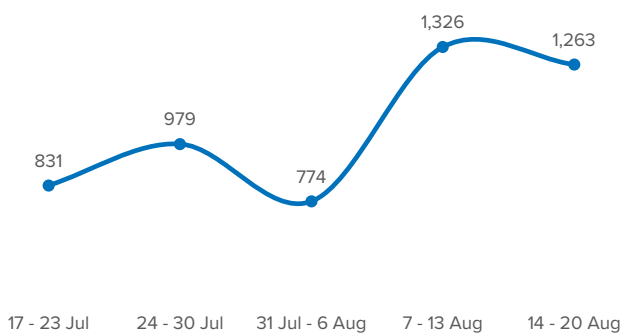
**10,194**  
 Arrivals as of  
 20 Aug 2023<sup>2</sup>

**-2%**  
 Dif. 2022

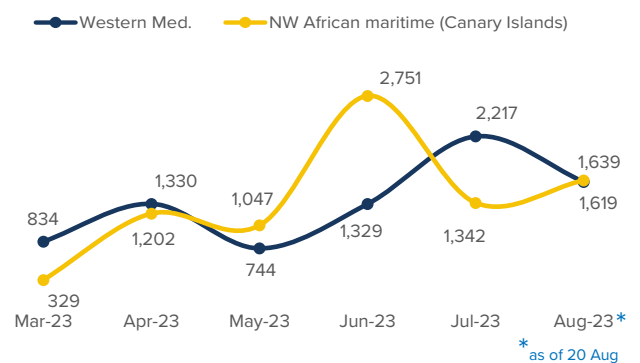
**10,194**  
 Sea Arrivals<sup>2</sup>  
 Dif. 2022: -2%

**386**  
 Arrivals Week 33<sup>1</sup>  
 Dif. last week: -61%  
 Dif. 2022: +57%

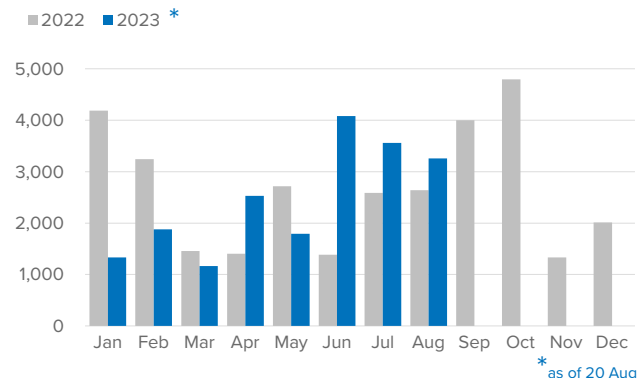
### Arrivals in Spain during the last five weeks<sup>1</sup>



### Arrivals in Spain by route during the last six months<sup>2</sup>



### Arrivals in Spain per month<sup>2</sup>



### Arrivals in Spain per year<sup>2</sup>

