I. Central African Refugees and Asylum Seekers

Key Figures

211 366 Refugees and Asylum Seekers

155 458 Refugees and Asylum Seekers biometrically registered

211 018 Registered Refugees

348 Asylum Seekers

Age and Gender of Refugee Population

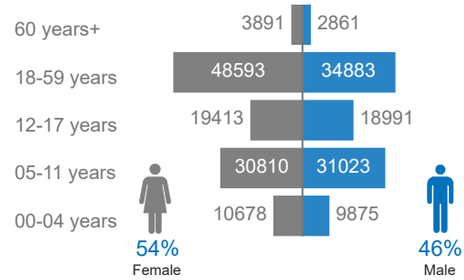

Age and Gender of Asylum Seekers

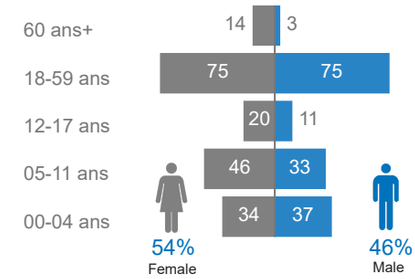

Central African Refugee Population by Type of Location

Rural	In settlements	Urban
161,838	48,861	319
76.69%	23.15%	0.15%

Central african Refugee in settlements

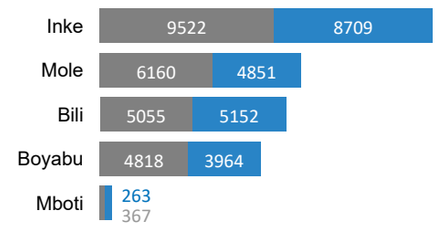

Refugees in the developpement pole

Location	F	M
Modale	3266	2830
nzakara	4756	3890
sidi	3158	3045
wenze	3667	2550
Total	**14847**	**12315**

Locations of Central African Refugee Population in DRC

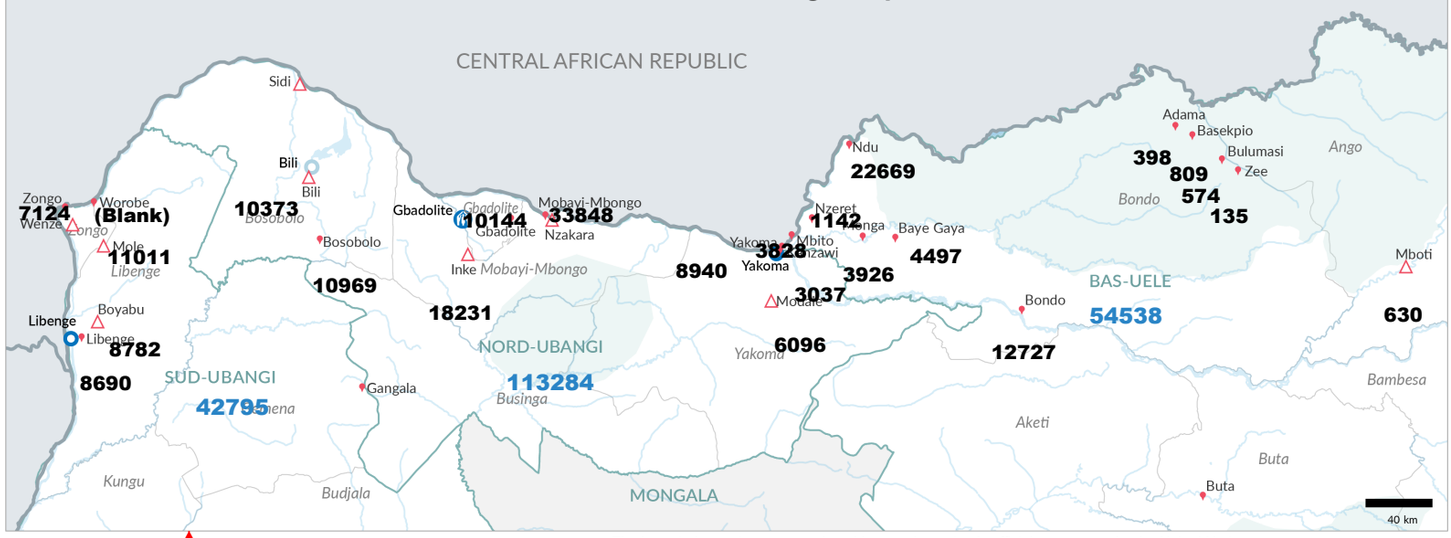

The boundaries and names used on this map do not imply official acceptance by the United Nations.

- Refugee Location
- Refugee Settlement
- UNHCR Sub-Office
- UNHCR Field-Office
- UNHCR Field-Unit
- International Boundary
- Provincial Border
- Other Countries
- Park
- Territorial Border

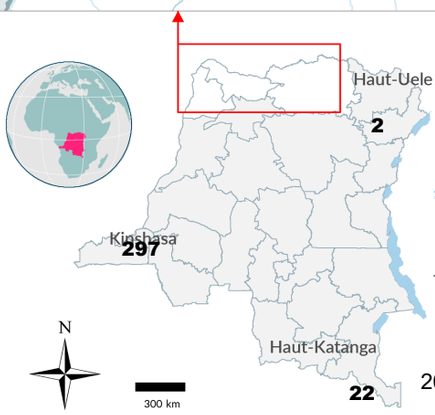

Central African Refugee Population Trend (2016 - 2023)

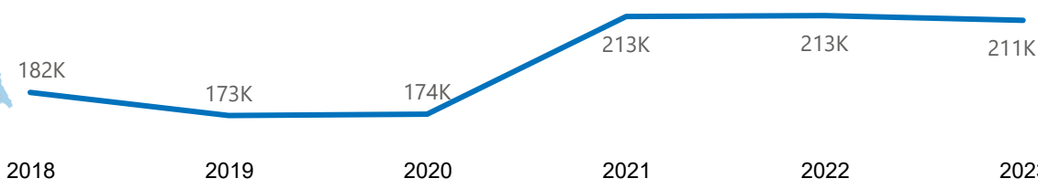

Comments about the figures of Central African refugees

211,366 Central African refugees and asylum seekers in the DRC as of 8/31/2023, i.e. **211,018** refugees and **3,488** asylum seekers with identity documents issued by the government with the support of the UNHCR. There is an increase of 0.14% compared to the data for the month of July due to the recognition by the eligibility commission of refugee status of 212 asylum seekers.

II. South Sudanese Refugees and Asylum Seekers

Key Figures

57 457 Reugees and Asylum Seekers

34 475 Refugees and Asylum Seekers biometrically registered

57 403 Registered Refugees

54 Asylum Seekers

Age and Gender of Refugee Population

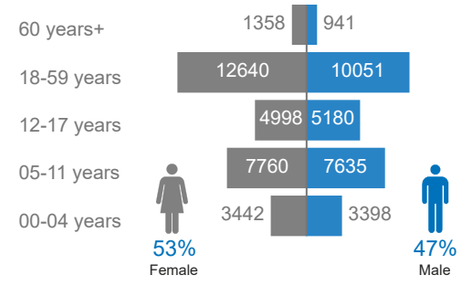

Age and Gender of Asylum Seekers

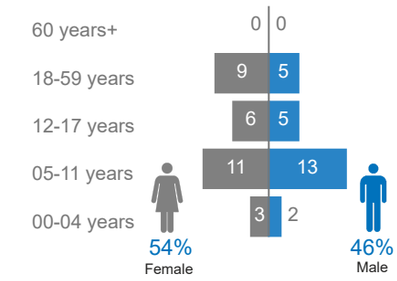

South Sudanese Refugee Population by Type of Location

Rural	In settlements	Urban
18,598	38,752	53
32.4%	67.51%	0.09%

South Sudanese Refugee in settlements

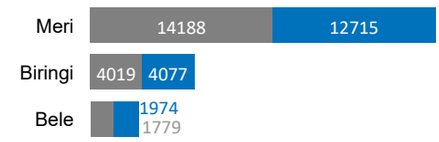

South Sudanese Urban refugee

Location	Female	Male
Kinshasa	31	22
Total	**31**	**22**

Location of South Sudanese Refugees in DRC

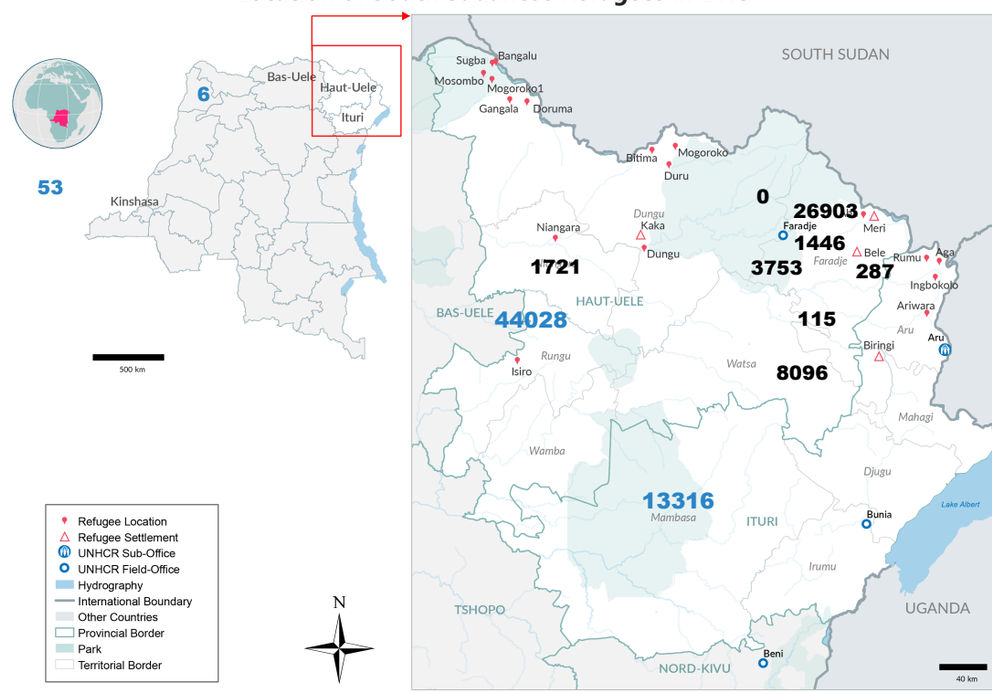

The boundaries and names used on this map do not imply official acceptance by the United Nations.

South Sudanese Refugee Population Trend (2016 - 2023)

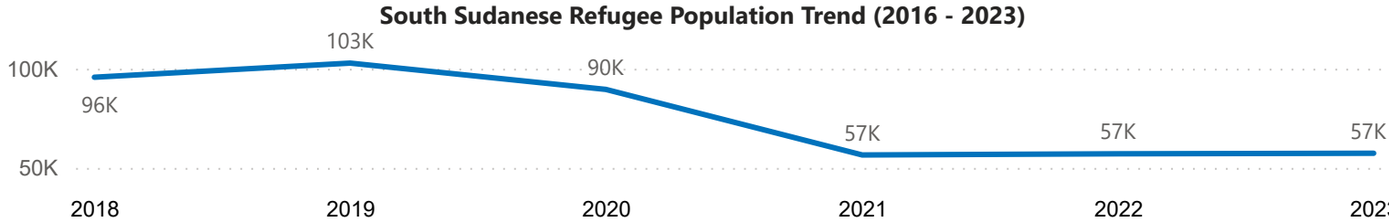

Comments about the figures of South Sudanese refugees

08/31/2023 we have 57,457 South Sudanese refugees and asylum seekers in the DRC with identity documents issued by the government with the support of UNHCR. An increase of 0.6% due to the recognition by the eligibility commission of the refugee status of 289 people.

III. Burundian Refugees and Asylum Seekers

Key Figures

44 971 Refugees and Asylum Seekers

27 338 Refugees and Asylum Seekers biométrically registered

43 706 Registered Refugees

1 265 Asylum Seekers

Age and Gender of Refugee Population

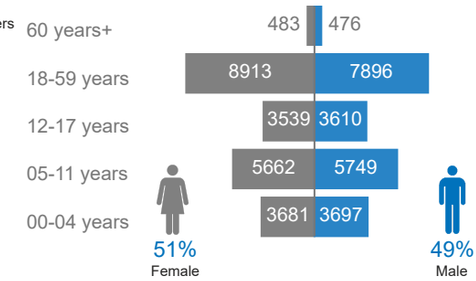

Age and Gender of Asylum Seekers

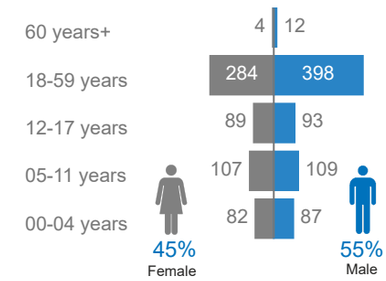

Burundian Refugee Population by Type of Location

Rural	In settlements	Urban
6,542	34,930	2,234
14.97%	79.92%	5.11%

Burundian Refugee in settlements

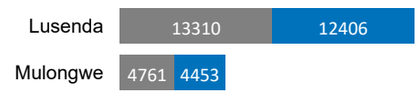

Burudian Urban refugee

Location	Female	Male
Lubumbashi	564	635
Goma	377	338
Bukavu	124	151
Kinshasa	26	19
Total	**1091**	**1143**

Location of Burundian Refugees in DRC

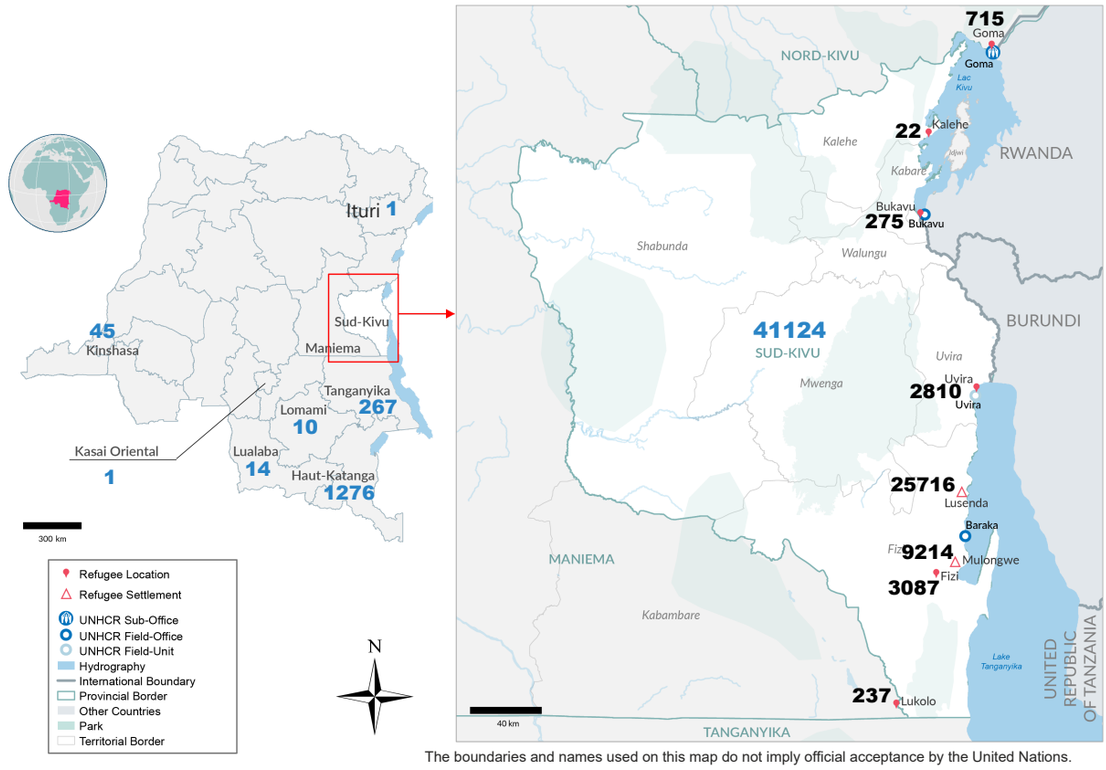

The boundaries and names used on this map do not imply official acceptance by the United Nations.

Burundian Refugee Population Trend (2016 - 2023)

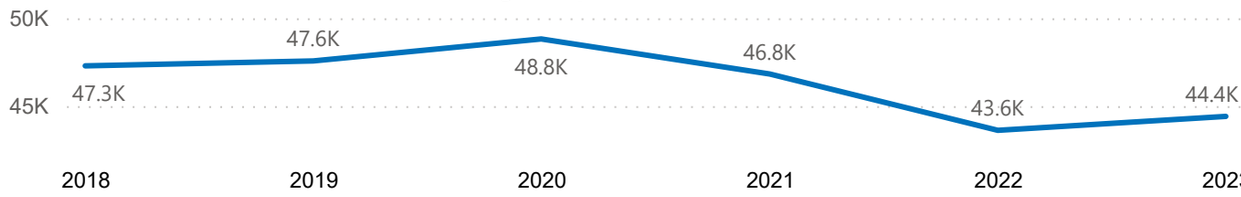

Comments about the figures of Burundian refugees

44,971 Burundian refugees and asylum seekers in the DRC as of 08/31/2023, including 43,706 refugees and 1,265 asylum seekers. We observe an increase of 0.9% compared to last month due to the recognition by the eligibility commission of the refugee status of 189 people. All refugees and asylum seekers hold identity documents issued by the government with technical support from UNHCR.

III. Rwandese Refugees and Asylum Seekers

Key Figures

208 442 Refugees and Asylum Seekers

75 631 Refugees and Asylum Seekers biométrically registered

208 205 Registered Refugees

237 Asylum Seekers

Age and Gender of Refugee Population

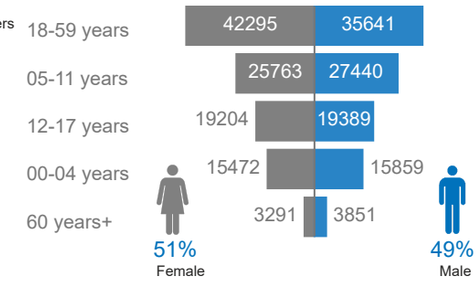

Age and Gender of Asylum Seekers

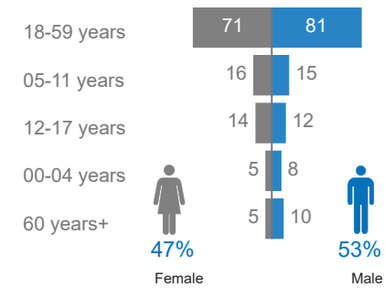

Rwandese Refugee Population by Type of Location

Rural	Urban
203,331	4 874
97.66%	2.34%

Refugee rwandese in province

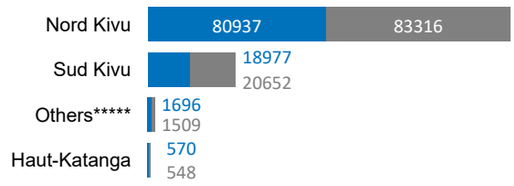

Rwandese Urban refugee

Localisation	F	M
Bukavu	711	553
Goma	1265	1237
Kinshasa	115	104
Lubumbashi	428	461
Total	**2519**	**2355**

Location of rwandese Refugees in DRC

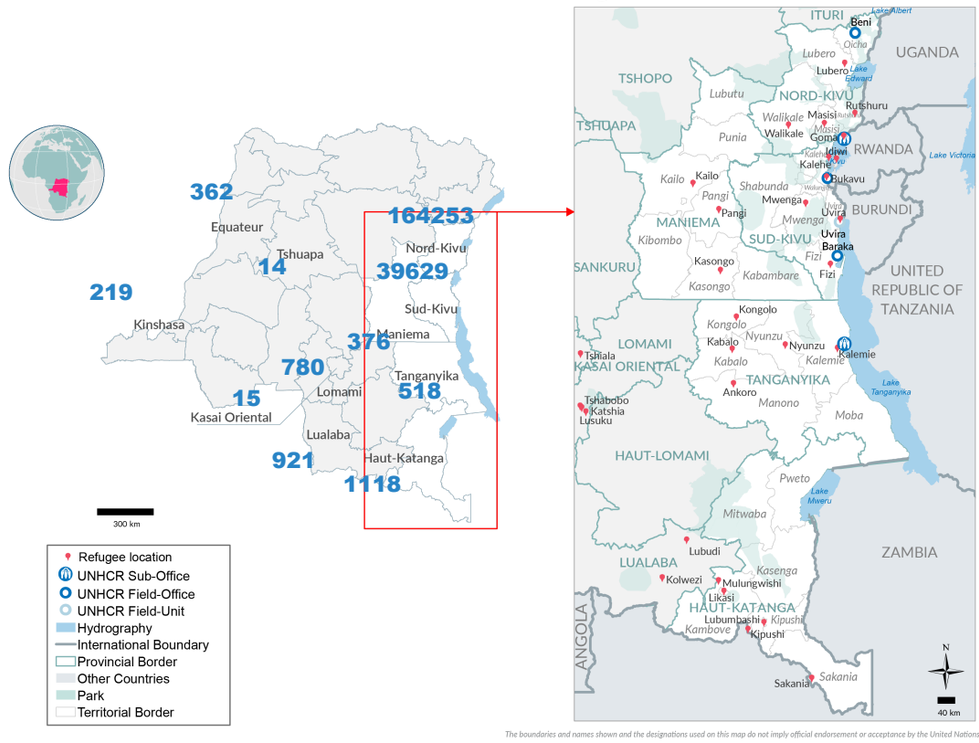

Rwandese Refugee Population Trend (2016 - 2023)

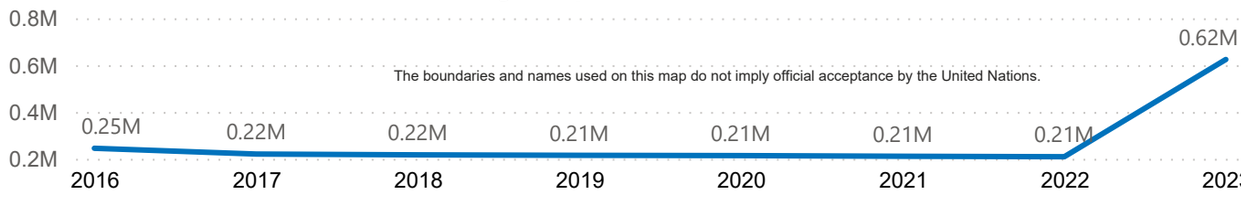

Comments about the figures of rwandese refugees

The presence of armed groups, military operations and inaccessibility in areas with a high concentration of refugees have made it difficult to finalize the Rwandan refugee registration operation. Registration continues in accessible areas.