Inter-Sector Meeting

8 September 2023

Inter-Agency Coordination Lebanon

Agenda

Inter-Agency Coordination Lebanon

1. **Opening Remarks**

2. **2024 Planning**

3. **Inter-Sector Analysis**
   A. Consultations on Upcoming “In-Focus” Briefs
   B. LCRP Situation Update

4. **Lebanon’s Integrated Micronutrient Anthropometric (LIMA) and Child Development Survey**

5. **Tensions Overview**

6. **AoB**
   A. Inter-Agency Photo Repository

Status of Action Points

Inter-Agency Coordination Lebanon

Action Points	Status
Cross Sectoral Coordination - Solar • National ad-hoc session with UN agencies to have a coordinated conversation (UNDP to lead)	• Following launch of dashboard
Sudden Onset Preparedness and Response • OCHA & DRM to conduct field consultations in the ISWG meetings for July.	• Completed
Environmental Marker • Endorse the environmental marker system • Document to be uploaded in IA Coordination Portal	• Completed • Ongoing
Cross-sectoral Prioritization Exercise • Sector coordination teams and mainstreaming focal points to finalize the prioritization exercise, while ensuring a narrow prioritization lens and a cross-sectoral focus.	• Ongoing – summary paper to be circulated ahead of JTF
Sector Service Mapping • Partners to update the sector service mapping (available on ActivityInfo in the 0. Lebanon Service Mapping database) by Wednesday, 26 July 2023 COB.	• Round of partner updates completed
Sectoral Mid-Year Review/ dashboards • Develop and publish sector mid year dashboards • Compile cross sectoral mid year review material	• Completed
Lebanon Crisis Response Plan (LCRP) Support to Lebanese Dashboard • Sector Coordination teams to review the indicators and beneficiary figures on the LCRP Support to Lebanese Dashboard.	• Completed.

Inter-Agency Coordination Lebanon

Opening Remarks

Dr. Ola Boutros
LCRP General Supervisor (MoSA)

Inter-Agency Coordination Lebanon

2024 Planning

Camilla Jelbart
Senior Inter-Agency Coordinator (UNHCR Inter-Agency)

Assessments to Inform 2024 Planning

Inter-Agency Coordination Lebanon

	Timeline	Milestone	Responsibility
Assessments – availability of data sets	January 2022	Labour Force Survey	ILO
	July 2023	UNDP-ARK Survey	UNDP
	September 2023	Validation of VASYR	UNHCR/WFP/UNICEF
	End September / Early October 2023	LVAP preliminary data*	WB/UNHCR/WFP
	Early October 2023	IPC preliminary data shared (validated by mid Oct)	WFP/FAO
	December 2023	LIMA	UNICEF
	Mid-October 2023	Validation of MSNA*	REACH
	* data will be made available regardless of geographical gaps, if access is not achieved In addition as key data information: reliance on the Market Monitor (updated on monthly basis, WFP responsibility), Update of the Survival Minimum Expenditure Basket / Minimum Expenditure Basket (update on regular basis via the Food Security & Basic Assistance Sectors).		

Inter-Agency Coordination Lebanon

Inter-Sector Analysis

Consultations on Upcoming “In-Focus” Briefs

Simona Pari, Inter-Agency Gender Specialist (UNDP)

Consultations on Upcoming "In-Focus" Briefs

Inter-Agency Coordination Lebanon

1. Gender and evictions - September 2023
2. Women's employment and economic empowerment - End October 2023
3. Older women and men - December 2023
4. Girls (and boys) child labour – February 2024
5. GBV and trafficking – April 2024

Update on Gender and GBV ToT

Inter-Agency Coordination Lebanon

- Training of trainers for sector's gender and GBV focal points
- Joint initiative: Interagency, Gender Working Group, GBV Working Group
- Four days of training, 13 participants, three trainers
- Today is planning day: action plan to be reflected in 2024 planning, checklists, capacity building needs, etc
- Learning journey: continued technical support
- Sector leads, coordinators and co-coordinators invited for lunch and debriefing

Inter-Agency Coordination Lebanon

Inter-Sector Analysis

LCRP Situation Update

Stephanie Laba, Inter-Agency Coordination Officer (UNHCR)

LCRP Situation Update

Inter-Agency Coordination Lebanon

LCRP Inter-Agency Situation Update

Current Operational Environment in Lebanon

This situation update consolidates this analysis and is used by LCRP partners at national and field level to adapt existing interventions based on needs and to put in place sector-specific mitigation and preparedness measures.

DRAFT – Open for Comments/ Discussions. Document will be shared with coordinators

Content:

- INTRODUCTION
- IMPACT OF THE SOCIO-ECONOMIC SITUATION
- PROTECTION ENVIRONMENT
  - Legal Residency
  - Rent & Eviction
  - Education, Child Labor & Exploitation
  - Increasing Tension & Restrictive Measures
- SOCIAL TENSIONS & COMMUNITY INSECURITIES
- ACCESS TO BASIC SERVICES
  - Fuel & Electricity
  - Health
  - Nutrition
  - Education
  - WASH
- IMPACT OF WOMEN & GIRLS
- CRITICIAL FUNDING GAPS

LCRP Situation Update
IMPACT OF THE SOCIO-ECONOMIC SITUATION

Inter-Agency Coordination Lebanon

Situation: Monthly incomes fall far below SMEB.

Key Challenges: Persistent hardships, Refugees face significant hardships in meeting basic needs (electricity, phone, and internet, food, rent, livelihoods, health care), coping with an unstable overall protection situation.

Particularly vulnerable: Households with Persons with Disabilities.

Coping Mechanisms : Negative Coping Mechanisms. Reduced food spending, Deepening debt , Rent payment challenges

Impact on Mental Health: Impact on Mental Health. Deteriorating socio-economic situation affecting mental health.

Impact on Nutrition:

- Crisis impacts maternal, infant, and young child feeding and nutrition.
- Increase in admissions to malnutrition programs.
- Severe food poverty rates.

LCRP Situation Update
PROTECTION ENVIRONMENT

Inter-Agency Coordination Lebanon

Legal Residency (FOR DISPLACED POPULATIONS)

Percentage of households with all legal residents: 13%

- **Primary Barriers to Legal Residency:**
  - Lack of financial resources: 30%
  - Irregular entry into the country: 24%
  - Inability to find a sponsor: 24%
- **Shift in Reasons for Lack of Legal Residency:**
  - Growing trend in irregular entry and lacking documents.
  - Decrease in financial constraints as the primary reason.
  - Influenced by negative media discourse and military raids targeting Syrians.
- **Impact of Absence of Legal Residency:**
  - Increased vulnerability to detention and deportation.
  - Widespread anxiety during Lebanese Armed Forces (LAF) raids.
- **Mitigation Strategies:**
  - Limited movements for members without residency.
  - Reduced contact with friends and family to avoid attention.

Rent & Eviction

More than 83% of refugees faced increased difficulty or inability to pay rent.
Exponential rise in monthly rent costs per household.

- **Rental Expense Surge:**
  - Average household rent increased by 77% compared to the previous quarter.
  - Decrease in households making full rent payments (35% from 37% in the previous quarter).
- **Actual Evictions (2023):**
  - Relatively low incidence of actual evictions in 2023 compared to previous periods.
  - Refugees resort to high levels of debt and negative coping strategies.
- **Eviction Notices:**
  - Slight increase in households reporting living under eviction notices since Q1.
- **Positive Coping Mechanisms (North Lebanon):**
  - Refugees in North Lebanon employ positive strategies due to housing scarcity:
    - Negotiating with property owners.
    - Seeking mutually beneficial arrangements.
    - Assisting each other in negotiations.
    - Vouching for relatives and friends to maintain shelter.

LCRP Situation Update
PROTECTION ENVIRONMENT

Inter-Agency Coordination Lebanon

Education, Child Labor & Exploitation

- **Main Education Sector Challenge:**
  - Repeated interruptions to learning over the past three years.
  - Ministry extended the school year to ensure at least 112 teaching days in 2022-23.
  - Barriers to attendance: unaffordable transport, increasing school fees/material costs.

- **Child Labor (Q2 2023):**
  - Rate of child labor steady at 6%, mainly boys (85%).
  - Activities included retail (26%), street selling (17%), and agriculture (22%).
  - 20% engaged in "high-risk" labor, often involving dangerous or physically demanding jobs.

- **Child Labor and School Attendance (North Lebanon):**
  - In North Lebanon, 70% of child laborers not enrolled in school.
  - Of the remaining 30%, only 15% attended school full-time.
  - Likely underreported due to families' reluctance to disclose such practices.

Children experiencing increased violence

Children experiencing increased violence

- According to UNICEF report Deprived Childhood: Child poverty in crisis-wracked Lebanon published in August 2022, findings indicate that: "*Rising tensions – further fueled by polarization within and between communities – have led to an increase in violence, including within homes and schools. Many Syrian children spoke of witnessing armed violence, and some reported acts of violence against themselves or their families. The rise in violent behaviour means that many streets and neighbourhoods where children used to play are no longer safe, further limiting children's right to play, which already had been affected by COVID-19 lockdowns. Girls are the most affected, being increasingly restricted from leaving their homes for fear they will be harassed.*"

- Available data on case management for children experiencing different forms of violence (within their homes or outside), has increased from 23% in Q2 2022 to 27% in Q2 2023 (source: CPWG response dashboard).

- Also, the Real Time Monitoring Survey Data that is collected on a quarterly basis and is based on the CPWG partners observations, indicate an increase of Child Labour cases by 26% between Q2 2022 and 2023, while incidents of Violence against Children and Street and Working Children have increased by 59% and 102% for the same period. More can be found here.

LCRP Situation Update
PROTECTION ENVIRONMENT

Inter-Agency Coordination Lebanon

Increasing Tension & Restrictive Measures

- **Protection Space for Refugees:**
  - Continued contraction due to targeted measures by authorities.
  - Widespread raids, arrests, and group deportations by Lebanese Armed Forces (LAF).
  - Ministry of Interior and Municipalities circular called for Syrian registration, heightening restrictions.
- **Social Tension and Restrictive Measures (2023):**
  - Reports of households experiencing social tension remained consistent.
  - Reports of restrictive measures generally low but slightly increased (4% of households).
  - Measures included movement restrictions, curfews, and prohibitions on public spaces.
  - Most measures targeted refugees or were applied more harshly to them.
- **Municipalities' Unilateral Measures:**
  - Instances of municipalities implementing unilateral restrictive measures:
    - Ad hoc checkpoints.
    - Arbitrary fees related to registration.
    - Continued curfew enforcement.
  - These measures were reported across the country.
- **Impact on Refugees and Negative Discourse:**
  - Full impact of negative public discourse not yet fully evident in findings.
  - UNHCR continues to track reports of personal disputes leading to harassment.
  - Syrians reluctant to report incidents due to lack of legal residency and fear of reprisal.
  - Impact of restrictive measures increasingly severe, with households affected by curfews reporting a rise in physical and verbal abuse since Q1.

LCRP Situation Update
SOCIAL TENSIONS & COMMUNITY INSECURITIES

Inter-Agency Coordination Lebanon

Tension situation

Main drivers of inter-communal tensions

Intra-communal relations

LCRP Situation Update
ACCESS TO BASIC SERVICES

Inter-Agency Coordination Lebanon

Access to basic services, such as fuel and electricity, health, nutrition, education, and WASH continue to remain key priorities for all populations.

- Fuel & Electricity
- Health (Outbreak)
- Nutrition
- Education
- WASH

Sector coordinator to review the specific sections.

LCRP Situation Update
IMPACT ON WOMEN & GIRLS

Inter-Agency Coordination Lebanon

Disproportionate Impact on Women and Girls

- Restricted access to services, including healthcare
- Legal Residency Disparities
- Income Disparities
- Unemployment

Menstrual Hygiene Challenges

Violence, harassment, hate speech.

LCRP Situation Update
CRITICAL FUNDING GAPS

Inter-Agency Coordination Lebanon

- **Funding Allocation (Q2 2023):** $828 million USD (2023 + carryover)

- **Funding Gap (Q2 2023):**
  - Amount represents only 23% of the total funding required for the year.
  - Highlights a significant funding gap requiring immediate attention.
  - Draw on **Prioritization Exercise** to highlight essential underfunded interventions.

Inter-Agency Coordination Lebanon

Lebanon's Integrated Micronutrient Anthropometric (LIMA) and Child Development Survey

Amirhossein Yarparvar
Nutrition Sector Coordinator (UNICEF)

1st Lebanon Integrated Micronutrient, Anthropometric and Child Development Survey 2023- Sep Update

Lebanon Integrated Micronutrient, Anthropometric & Child Development Survey 2023

REPUBLIC OF LEBANON
MINISTRY OF PUBLIC HEALTH

Lebanon NUTRITION SECTOR

unicef for every child

LHF Lebanon Humanitarian Fund

WFP World Food Programme

Mercy-USA Mercy-USA for Aid and Development

GroundWork BUILDING GROUNDS FOR NUTRITION & HEALTH

HARVARD T.H. CHAN SCHOOL OF PUBLIC HEALTH Department of Global Health and Population

AMERICAN UNIVERSITY OF BEIRUT

Justification and Background

- Available data depicts:
  - High prevalence of dietary deprivations
  - High prevalence of anemia in children and women
  - Significant inequities in acute and chronic malnutrition
- No recent comprehensive assessment of micronutrient, nutritional and child development status in vulnerable groups (e.g. children, adolescent girls, women)
- No representative assessment on adequately Iodized salt
- No representative data on Early Childhood Development and on associations with nutrition

Governing system- National Nutrition Taskforce

- Formation of the National Nutrition Taskforce, under the direct patronage of the H.E. Minister of Health
  - MOPH leading
  - UNICEF and nutrition sector lead
  - WHO, WFP, UNHCR, UNWRA, OCHA
  - MERCY, IOCC, ACF
  - Order of Dieticians and Nutrition Academia in Lebanon
- Conceptualizing the survey
- Survey Design, with support of AUB, Groundwork, Harvard
- Financial contribution from UNICEF, LHF via MERCY USA, WFP and WB (TBC)
- Supervising the overal Implementation and reporting of the survey
- Coordination with Prime Minister's Office, Ministries of Interior & Defence

Goals of LIMA I

- Obtain updated and reliable information on:
  - Micronutrient and anaemia situation
  - Stunting, wasting, underweight and overweight and obesity
  - Prevalence of nutrition related non-communicable diseases risk factor
  - Early childhood development status
  - Effectiveness of the salt iodization program
  - Understanding dietary patterns of young children
  - Unpacking the underlaying causes of malnutrition and developmental deprivation and associations

Sampling approach

Stratification:

- **10 strata***, each as an independent sampling universe (all governorates and all refugee populations)
- **413 clusters** nationally with stratum specific number of clusters ranging from 20-70

2-stage sampling:

- Selection of primary sampling units (PSUs) with probability proportional to size sampling
- Within selected PSUs, random selection of 20 households**

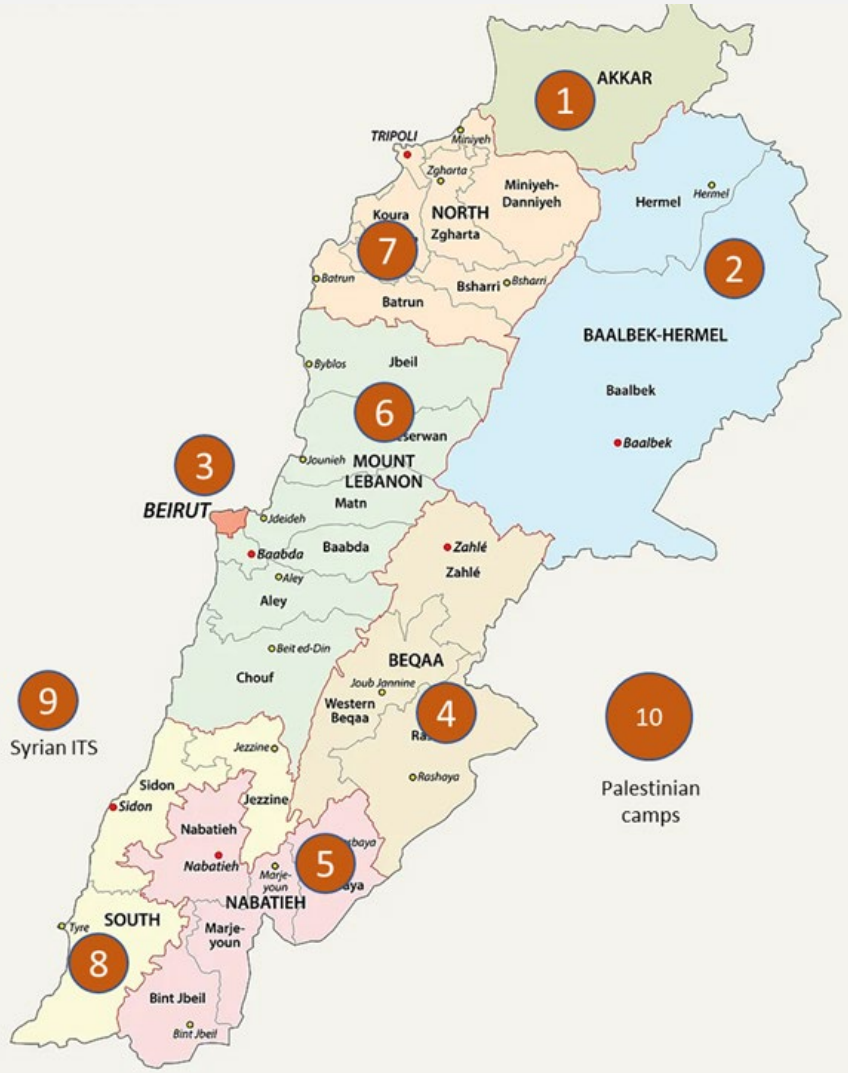

* Except for pregnant women, only national estimate
** Except for Syrian ITS

Sampling universe and Sample Size

- Sampling universe is **all households currently residing in Lebanon**
- Following target groups will be recruited from selected households
-



Pre-school children: Age 0-59 months selected from all households (n= 2364)

Adolescent girls: Age 10-19.9 years old selected from all households (n=1905)

Non-pregnant women: 20-49 years old in ½ of selected households (n=3138)

Pregnant women: any age in all households (n= 314)

Field work preparation: team composition

- 13 data collection teams in total (104 team members)
- Each team consists of:
  - Team Leader
  - Interviewers (one of the interviewers exclusively for the care questionnaire)
  - Phlebotomists (will work with anthropometrist, as assistant)
  - Anthropometrists (will work with phlebotomist, as assistant)
  - Driver + 1 minivan
- 7 regional supervisors (each supervising 2 teams)
- 13 household listing teams consisting of 2 listers
- Municipality focal points
- 2-4 laboratory technicians for processing urine & blood & salt
- 10-11 weeks to complete the field work of survey
- Extensive training and pilot testing

Field work

Anthropometry	PSC	AG	NPW	PW
Weight	✓	✓	✓	
Length/height	✓	✓	✓	
Waist circumference		✓	✓	
MUAC	✓			✓
Head circumference	✓			

Referral of children, adolescent girls and women for severe acute malnutrition

Field work

Blood pressure and biological specimen collection	PSC	AG	NPW	PW
Blood pressure		✓	✓	✓
EDTA tube (3mL)	✓	✓	✓	✓
SST tube (5mL)	✓	✓	✓	
Urine (50ml)		✓	✓	✓

Referral for severe anemia, diabetes and hypertension

Field work

Diets and Child Development	PSC	AG	NPW	PW
Diet	✓	✓	✓	✓
GSED and ECDI 2030/	✓			
Child Care Module			✓	✓
Household Questionnaire	✓	✓	✓	✓

Laboratory analyses

A comprehensive assessment of lab capacity completed;

AUBMC and partner labs

- Sample processing
- CBC, HbA1c, Lipids
- Vit B12, folate, Vit D, zinc, Retinol,
- Ferritin, Transferrin R, CRP, AGP
- Urinary iodine
- Sodium, potassium, creatine
- Salt iodine

Timeline

Major milestones	2022			2023				2024	
	Q2	Q3	Q4	Q1	Q2	Q3	Q4	Q1	Q2
Developing Inception report and the full methodology package									
Supporting the Ethical review process									
Preparation of the survey including training the survey team and defining the composition of the survey teams									
Pilot testing the survey									
Supervise and QA/QC of the data collection									
Conduct data analysis, synthesis of the results, and writing the draft report									
Preliminary findings for some indicators									
Conduct the consultative workshop on the findings and finalization of the report									
Final report dissemination									

Progress over 6 weeks of data collection (July 24th-Aug 30th)

- **Data collection started on July 24th** across 413 clusters in 10 strata, each with 20 households.
- By August 30th, **2,387 households,** 822 children , 1,200 adolescent girls, and 1,258 women and 151 pregnant women have been surveyed.
- **Household Response rates** is almost 70%
- **Nationality of consenting households is stable**; with 75% of consenting households are Lebanese (75% last week) and 21% Syrian (22% last week); as the Palestinian camp teams covers more clusters, the % of "other" nationalities will increase.

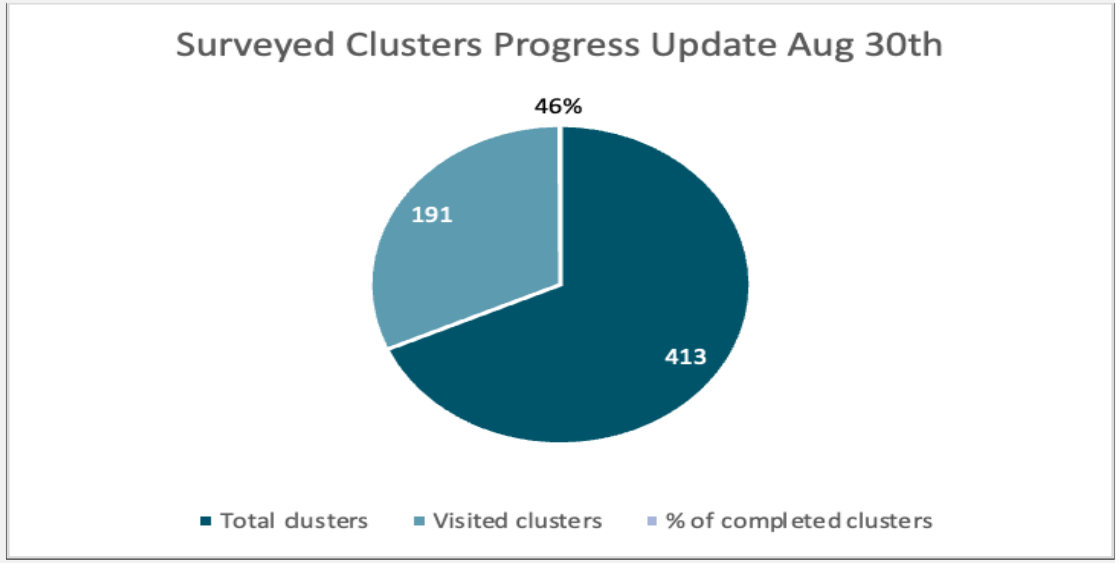

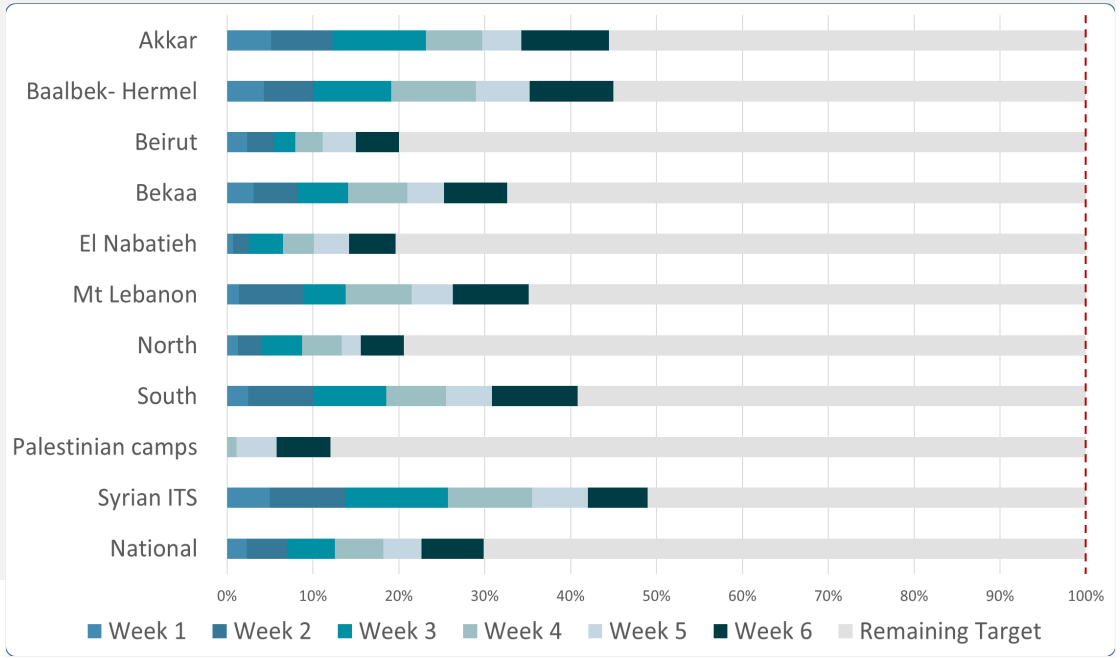

Progress by strata

- **High household response rates** in Akkar, Baalbek, Bekaa, Palestinian Camps, and Syrian ITS; lower in Beirut, Mt. Lebanon, El Nabatieh, North, and South.

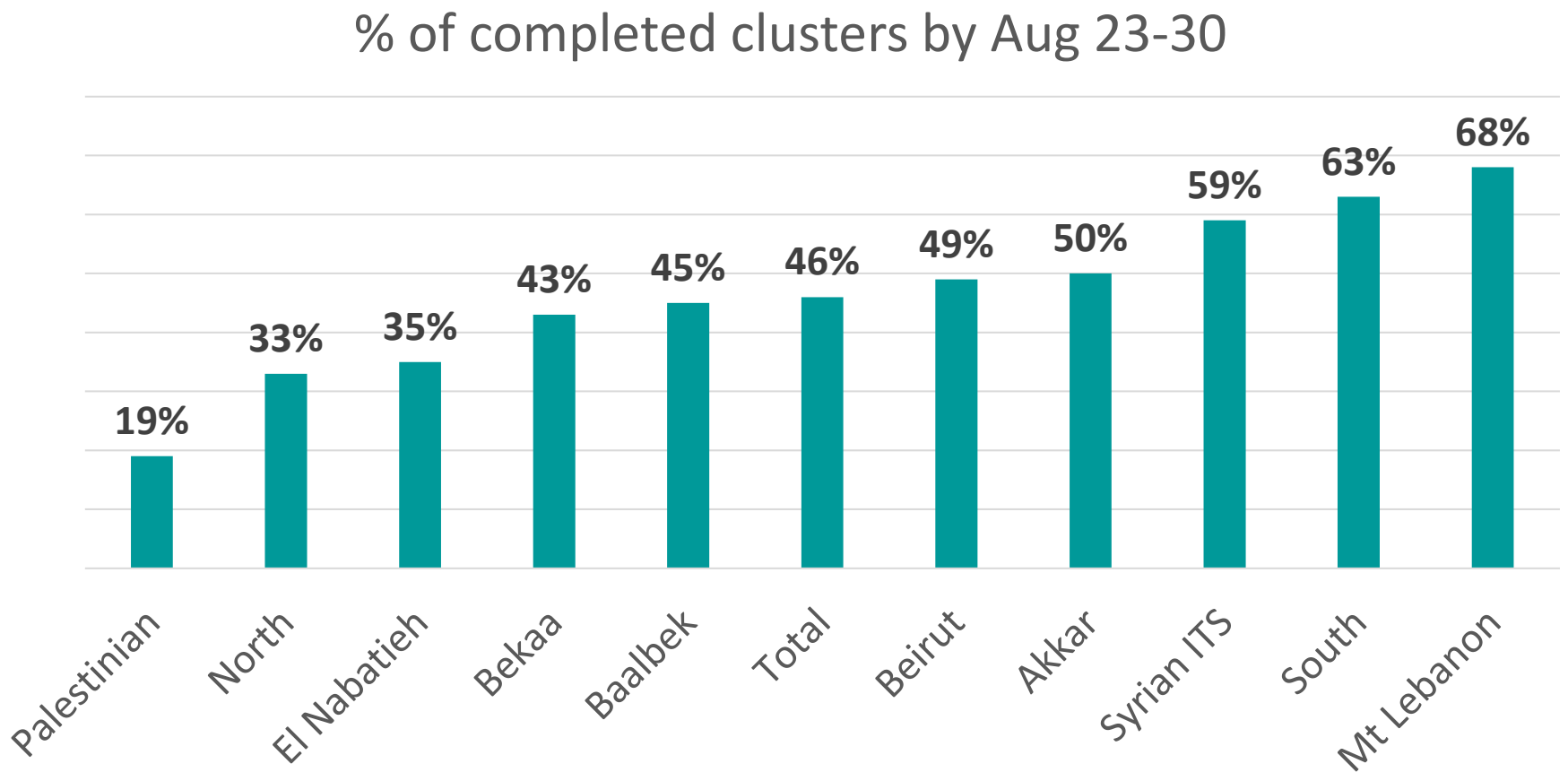

LIMA - Early Childhood Development Care Module: Week 4 Update

- The 'Child Care Module' was designed to **capture risks and protective factors that explain child outcomes of development, growth, and nutrition**.
- Data includes information on **exposure to child and family adversity, access to early childhood and family services, caregiver mental health, caregiver decision making, inputs of care for development (e.g., play and early learning), and management of child behavior.**
- Each team includes one specialist interviewer responsible for administering the Care Module.
- Our goal is to capture at **least one-third of all under-fives captured in the LIMA 2023**, and to meet this aim, we prioritized the first seven households with young children in every cluster.

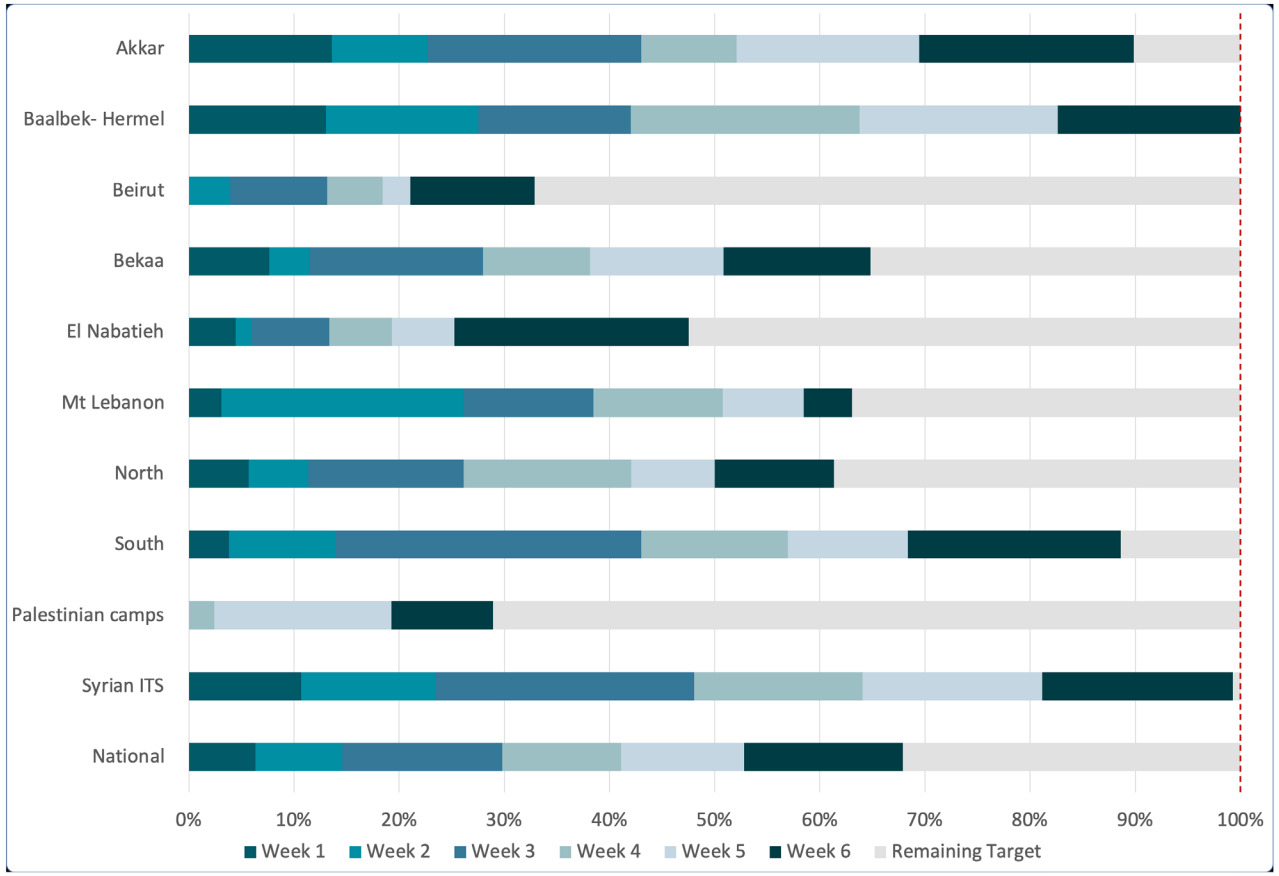


Thank
you

Inter-Agency Coordination Lebanon

Tensions Overview

Elina Silen
Chief Technical Advisor – Crisis Response (UNDP)

Hassan Baalbaki
Conflict Associate (UNDP)

Tensions Related to Pressure on and Access to Resources and Services

Tension Monitoring System – September 2023

Decline in public perception of service quality over time

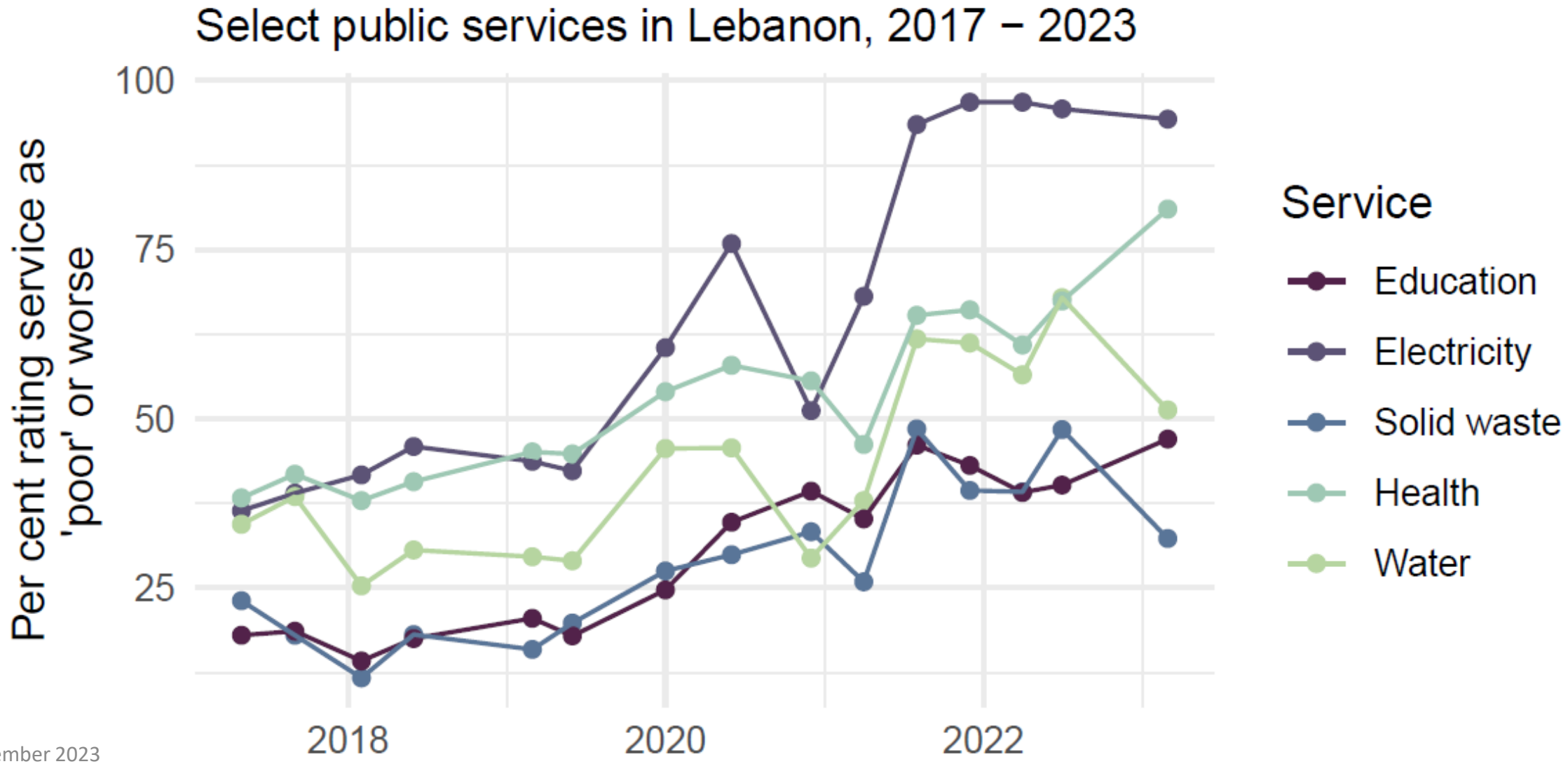

Most prioritized services in need of improvement

Inter-Agency Coordination Lebanon

North

- Access to Jobs
- Medical Care
- Electricity
- *Banking or financial services*
- *Water*

Akkar

- Access to Jobs
- Medical Care
- Electricity
- *Roads and infrastructure*
- *Water*

Mount Lebanon

- Medical Care
- Water
- Electricity
- *Access to Jobs*
- *Sewage*

Baalbeck El-Hermel

- Access to Jobs
- Medical Care
- Electricity
- *Banking or financial services*
- *Water*

Beirut

- Medical Care
- Sewage
- Electricity
- *Telecom services*
- *Water*

Bekaa

- Banking or financial services
- Medical Care
- Security
- *Roads and infrastructure*
- *Water*

South

- Access to Jobs
- Medical Care
- Electricity
- *Security*
- *Water*

Nabatieh

- Medical Care
- Roads and infrastructure
- Electricity
- *Access to jobs*
- *Water*

**Highest Service Needs Improvement*

Which services are driving tensions the most?

Inter-Agency Coordination Lebanon

North
- Access to Jobs
- Education
- Electricity

Akkar
- Access to Jobs
- Medical Care
- Electricity

Mount Lebanon
- Access to Jobs
- Shelter/housing
- Electricity

Baalbeck El-Hermel
- Access to Jobs
- Medical Care
- Electricity

Beirut
- Access to Jobs
- Shelter/housing
- Electricity

Bekaa
- Access to Jobs
- Medical Care
- Water

South
- Access to Jobs
- Shelter/housing
- Medical Care

Nabatieh
- Access to Jobs
- Medical Care
- Electricity

**Highest Service Causing tension*

Main drivers of inter-communal tensions are economic

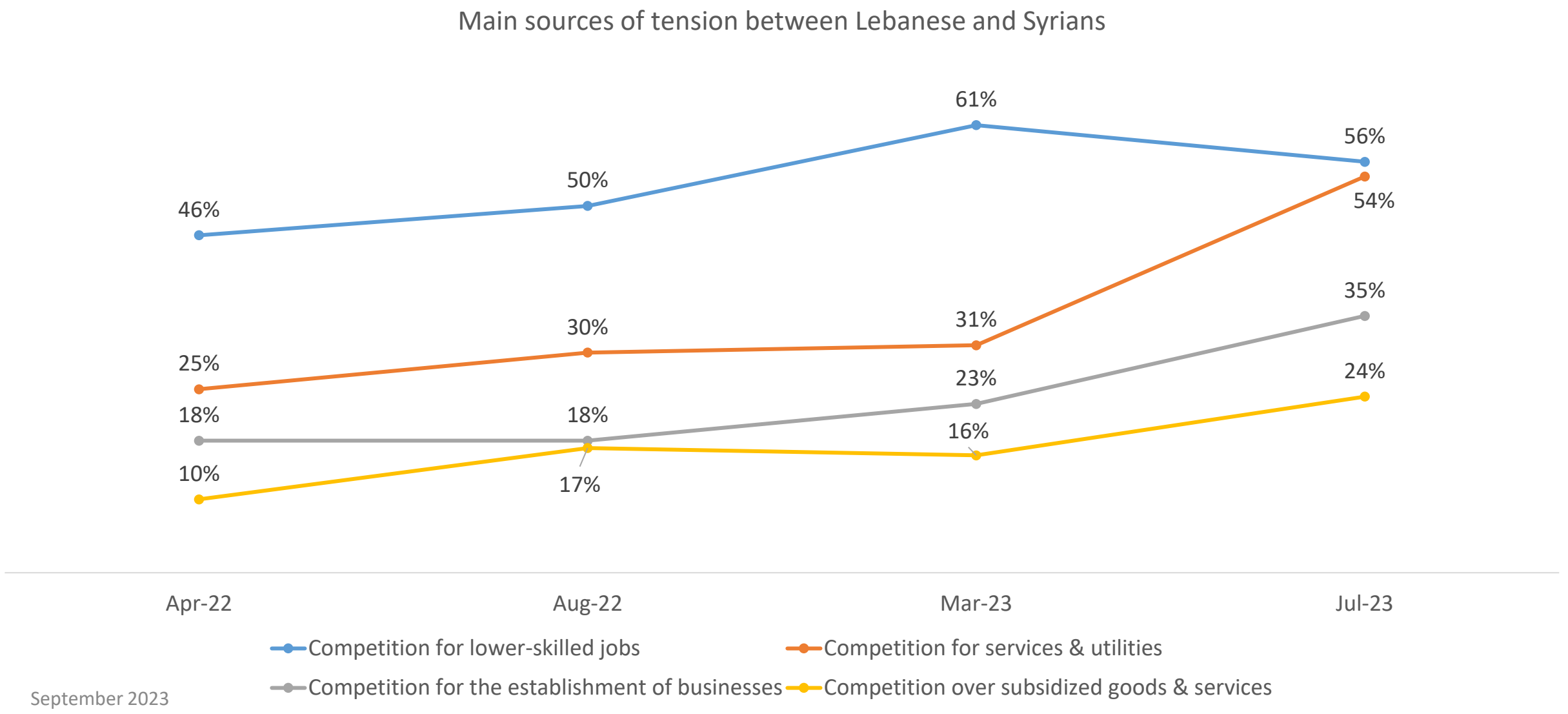

Competition for services & utilities as a source of tension: geographic overview

Inter-Agency Coordination Lebanon

Areas with particular deterioration:

- Aley 0% ⇗ to 97%
- Batroun 7% ⇗ to 31%
- Beirut 53% ⇗ 74%
- Koura 11% ⇗ to 52%
- Minnieh-Dennieh 75% ⇗ to 82%
- Saida 16% ⇗ to 61%
- Bekaa 18% ⇗ to 61%

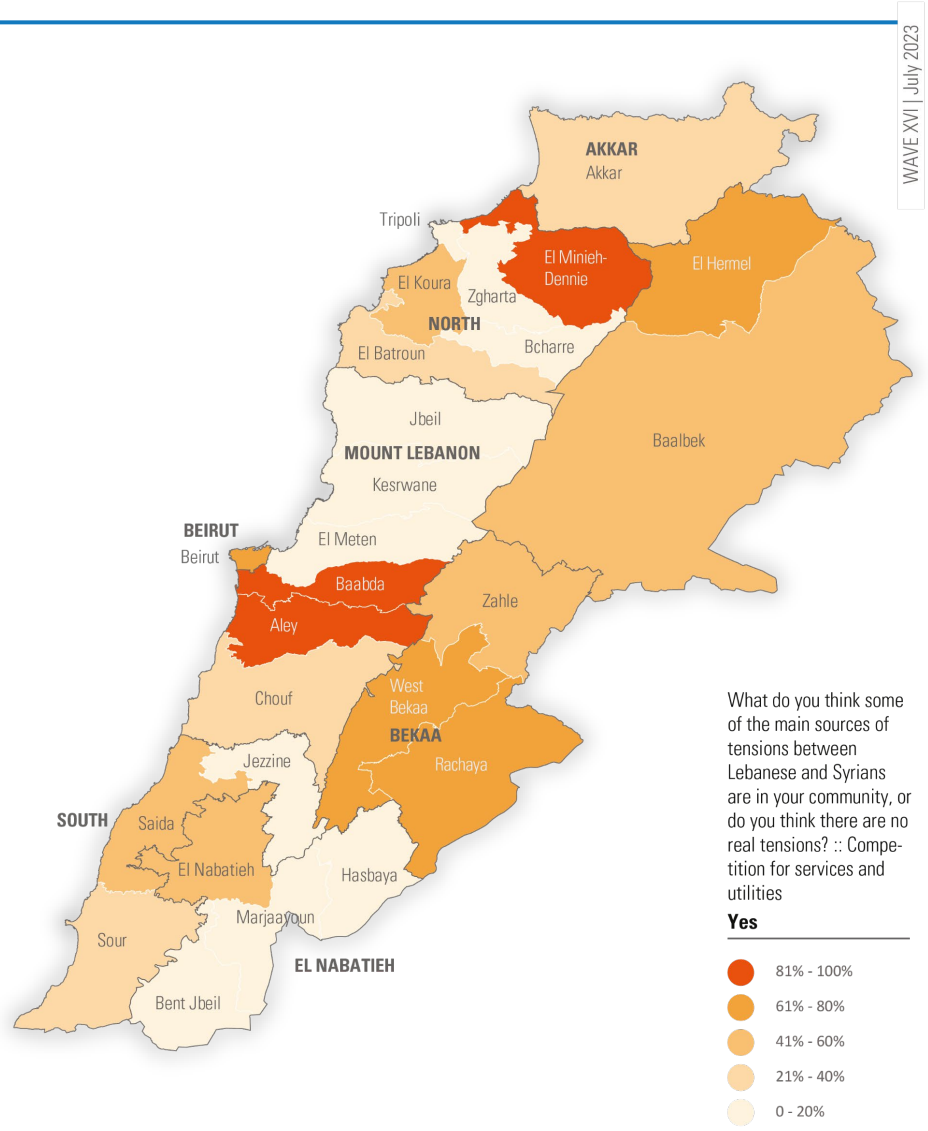

For the first time ever, economic competition is the also the key driver of Intra-communal tensions

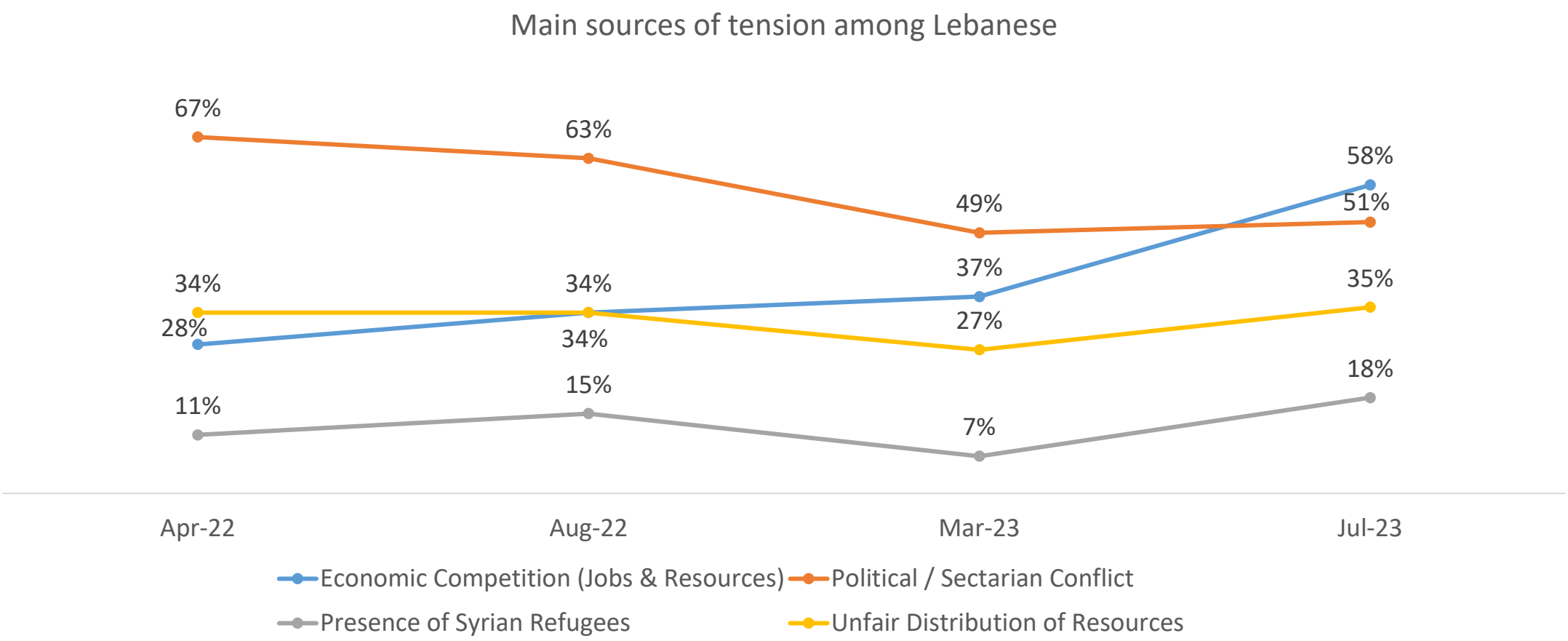

Economic competition as a main source of tension: geographic overview

Inter-Agency Coordination Lebanon

Areas where such tensions have particularly increased

- Aley 23% ⇗ 86%
- Baabda 53% ⇗ 97%
- Bint Jbeil 12% ⇗ 50%
- Jbeil 68% ⇗ 90%
- Keserwan 44% ⇗ 77%
- Marjayoun 8% ⇗ 80%

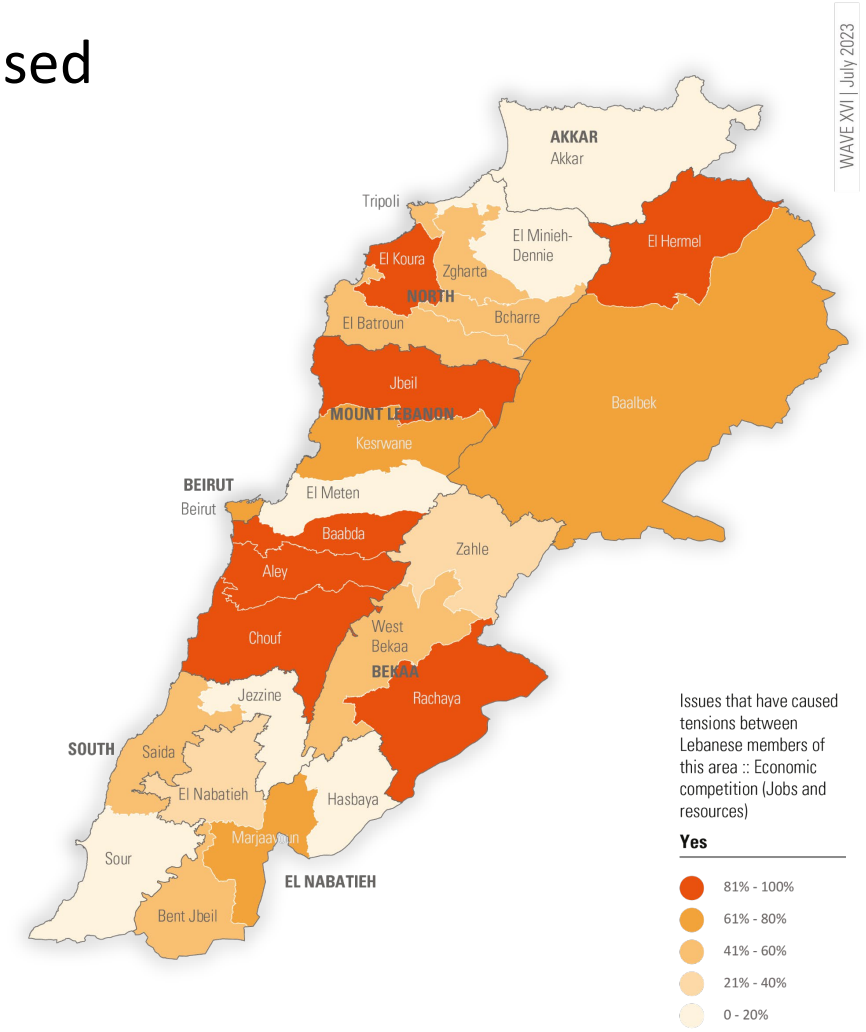

Refugees to be putting strains on Lebanon's resources like water and electricity

- In July 2023, 76% (compared to 82% in March 2023) cite that they perceive Syrian refugees as putting too much strain on Lebanon's resources, mainly Electricity and Water.

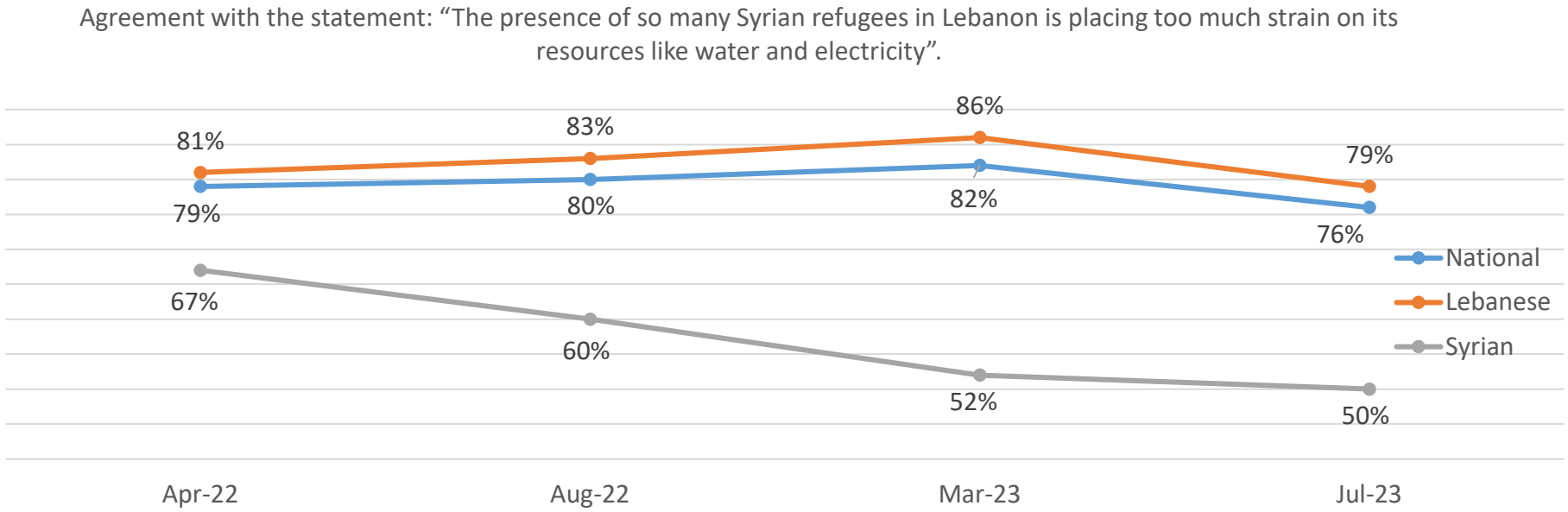

Service-related incidents – Electricity: all time main driver of tension

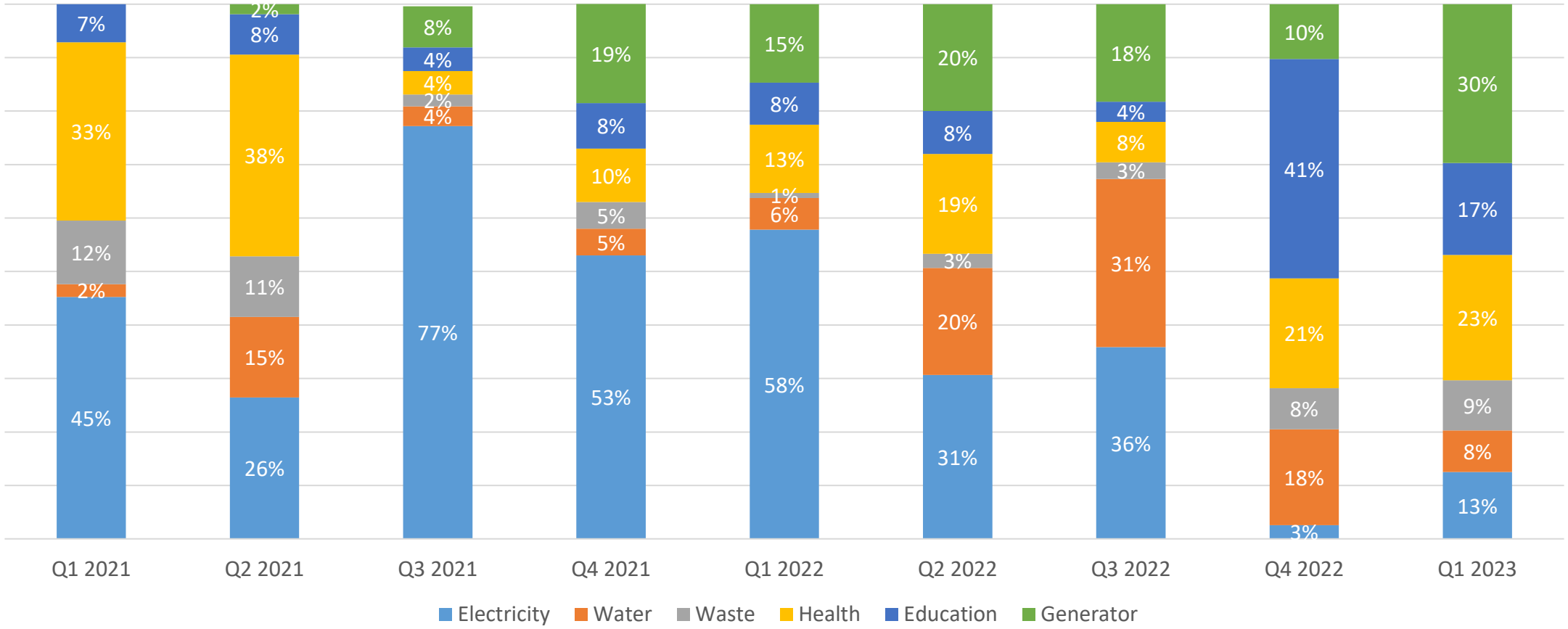

Service-related incidents peak during the summer seasons

Inter-Agency Coordination Lebanon

Communication | Electricity | Generator | Health | Water | Others

TOTAL INCIDENTS: 1,197

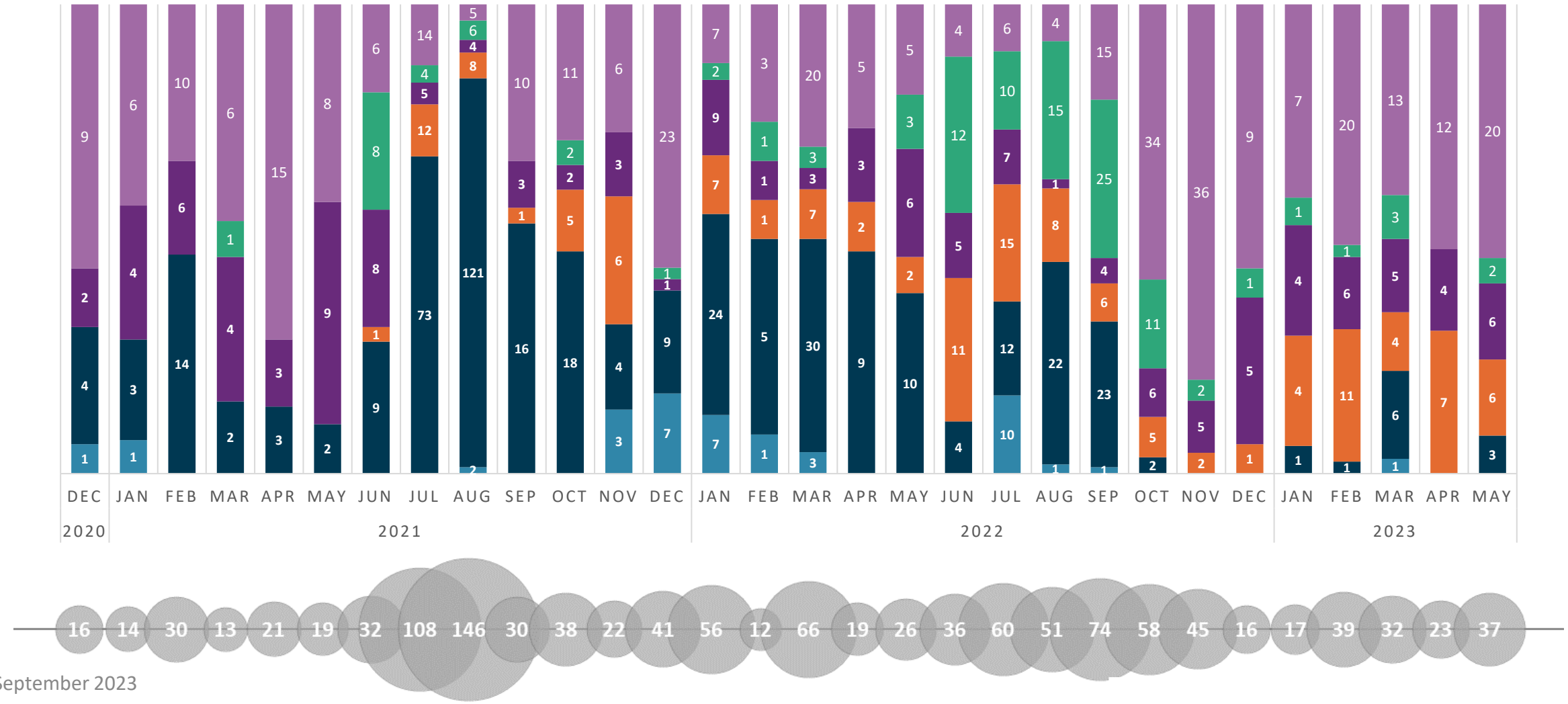

September 2023

Tensions per service sector

Water: Negative perceptions on quality and access to safe drinking water peaked in August 2021 & 2022

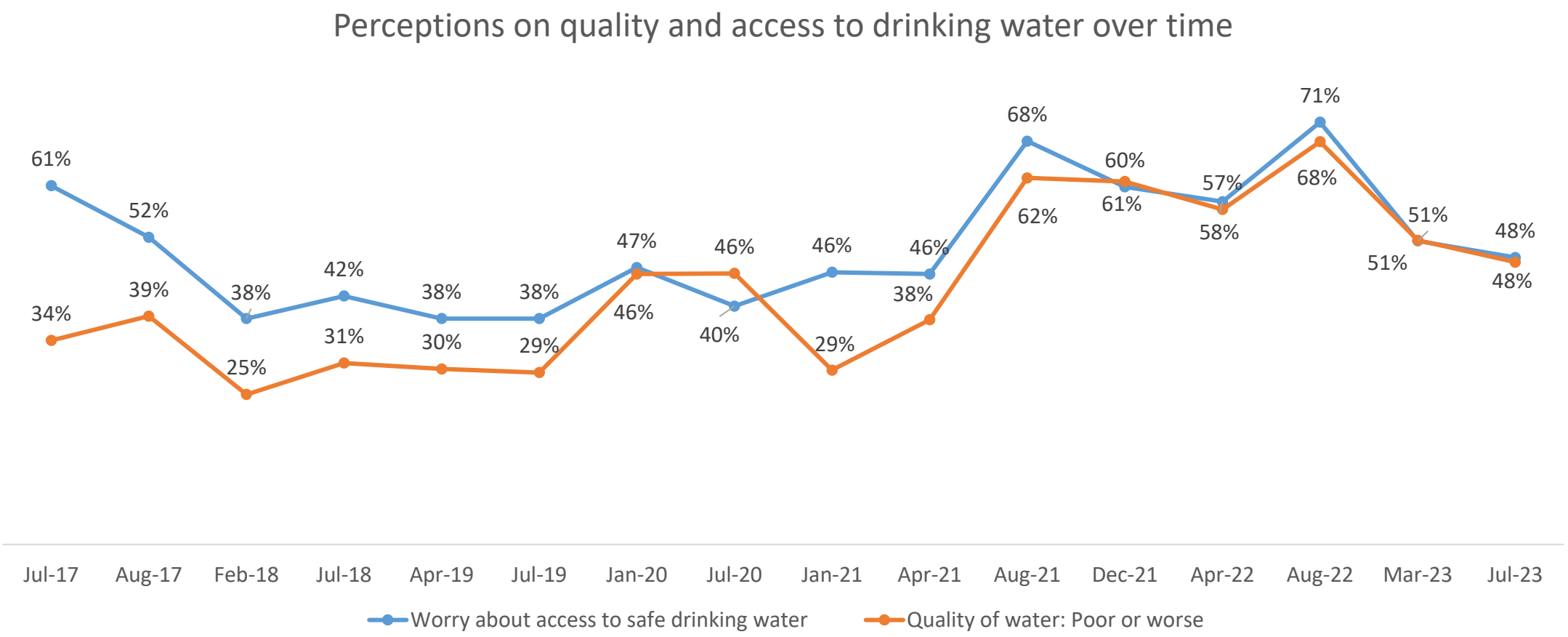

Geographic disparities are impacting service delivery and perceptions

Inter-Agency Coordination Lebanon

- Negative perceptions around quality of water are highest in Minnieh-Dennieh and West Bekaa: More than 80% rated its quality as poor or worse (compared to higher than 90% in the previous wave)
- Noticeable improvement in Jbeil, Aley, and Batroun compared to last wave
- Perceptions regarding access to water are worst in Aley (100%), Rashaya (100%), West Bekaa (100%), and Minnieh-Dennieh (93%)
- Disparities in electricity outages have seemingly impacted disparities in water access
- In some areas, municipalities have provided fuel for water pumps (such as Hasbaya)
- In some areas (Tripoli, Nabatiyeh, Akkar, politicians and businessmen have installed solar panels)

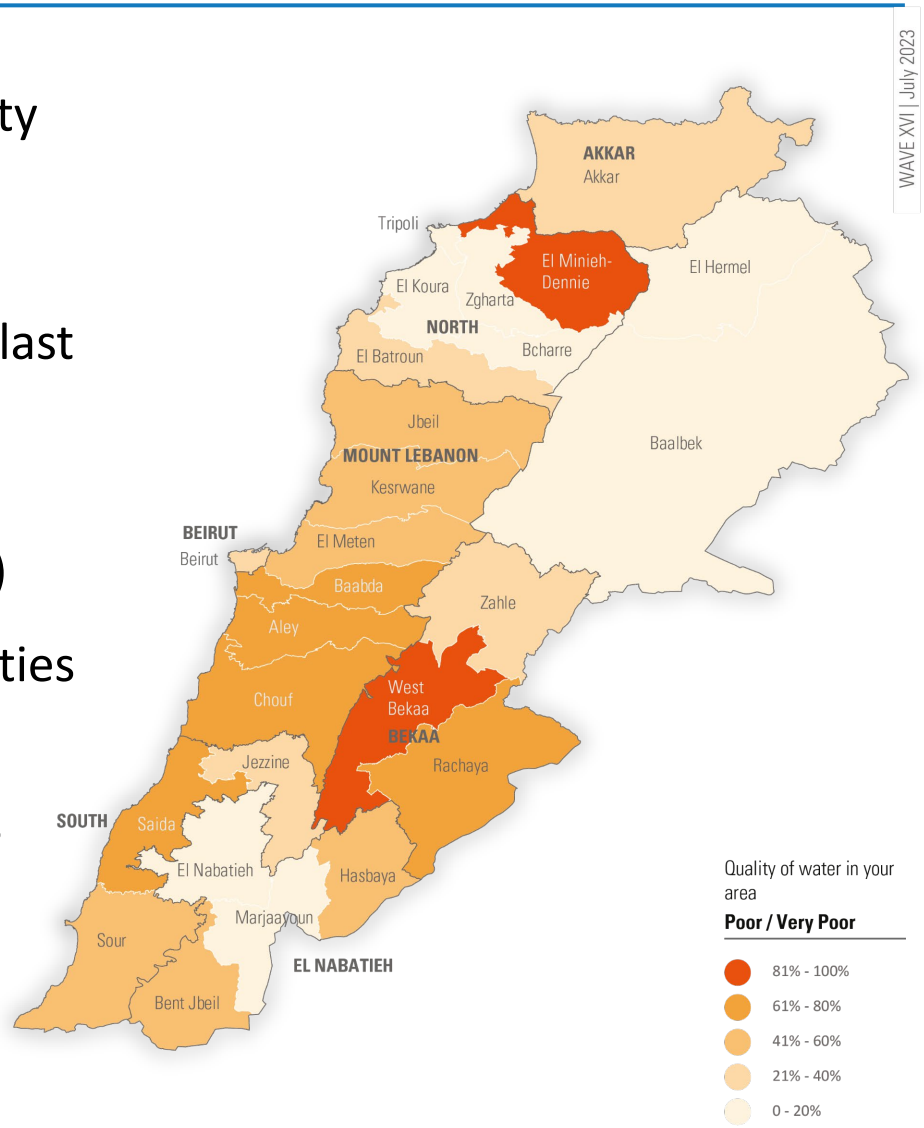

Water-related tensions and hotspot mapping

Inter-Agency Coordination Lebanon

- There are a number of main drivers of water-related tensions:

  → *Gaps in services and perception of high fees/costs*
  → *Perceived disparities and unfair distribution between neighborhoods, municipalities, communities and areas*
  → *Perceptions that certain households, people or communities are overusing water*
  → *Leakages into land due to gaps in desludging*
  → *Water-borne diseases*

- The nature of water-related tensions differs across areas and Governorates

  - **Intra-communal vertical tensions,** manifesting in protests against the government or service provision companies
  - **Horizontal intra-communal tensions** - within or between communities
  - **Inter-communal**

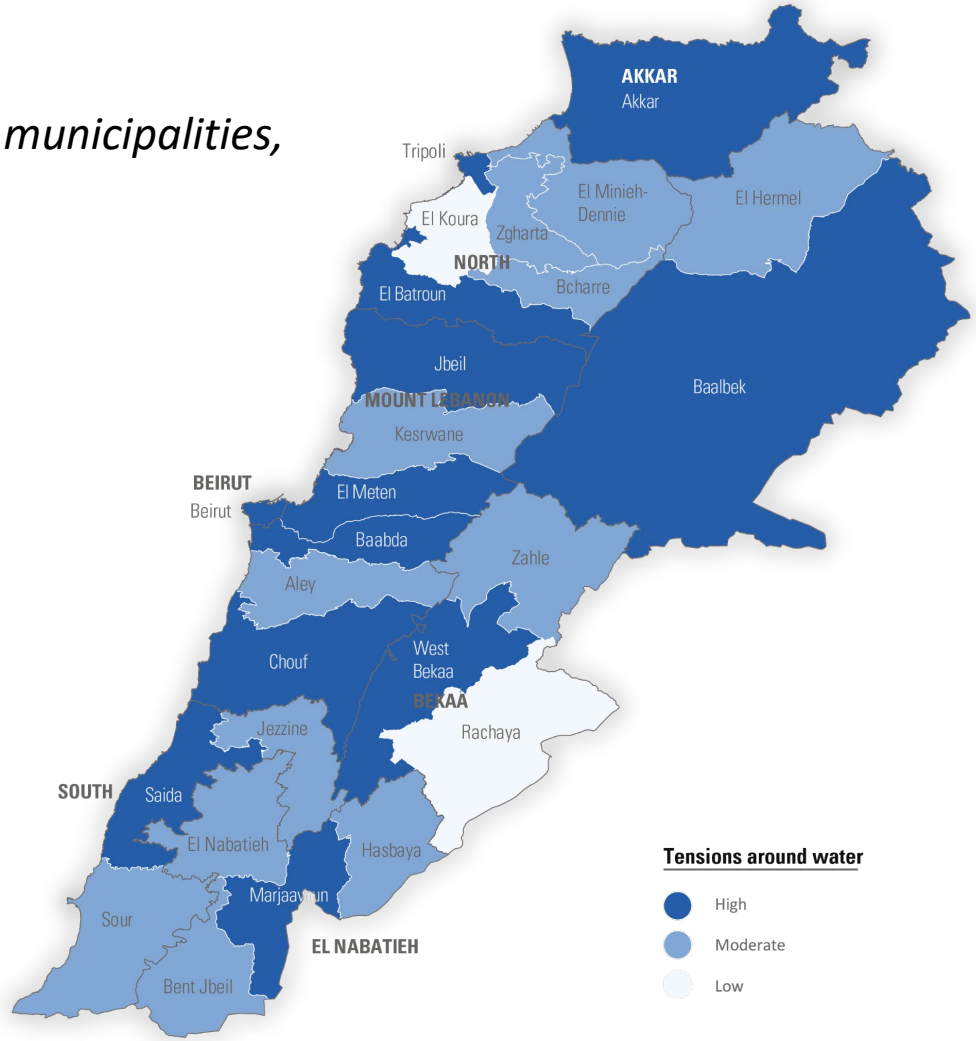

Collapsing water services leading to incidents

Inter-Agency Coordination Lebanon

- **Incidents related to water amount to around 10% of incidents and normally peak during the summer**
- Incidents mainly comprise of demonstrations and roadblocks aimed at the state and public water authorities; riots, break-ins at a local water authorities and armed and unarmed clashes.
- Incidents were spread across the country with most incidents taking place in the North, followed by Baalbek El-Hermel and El Nabatieh.

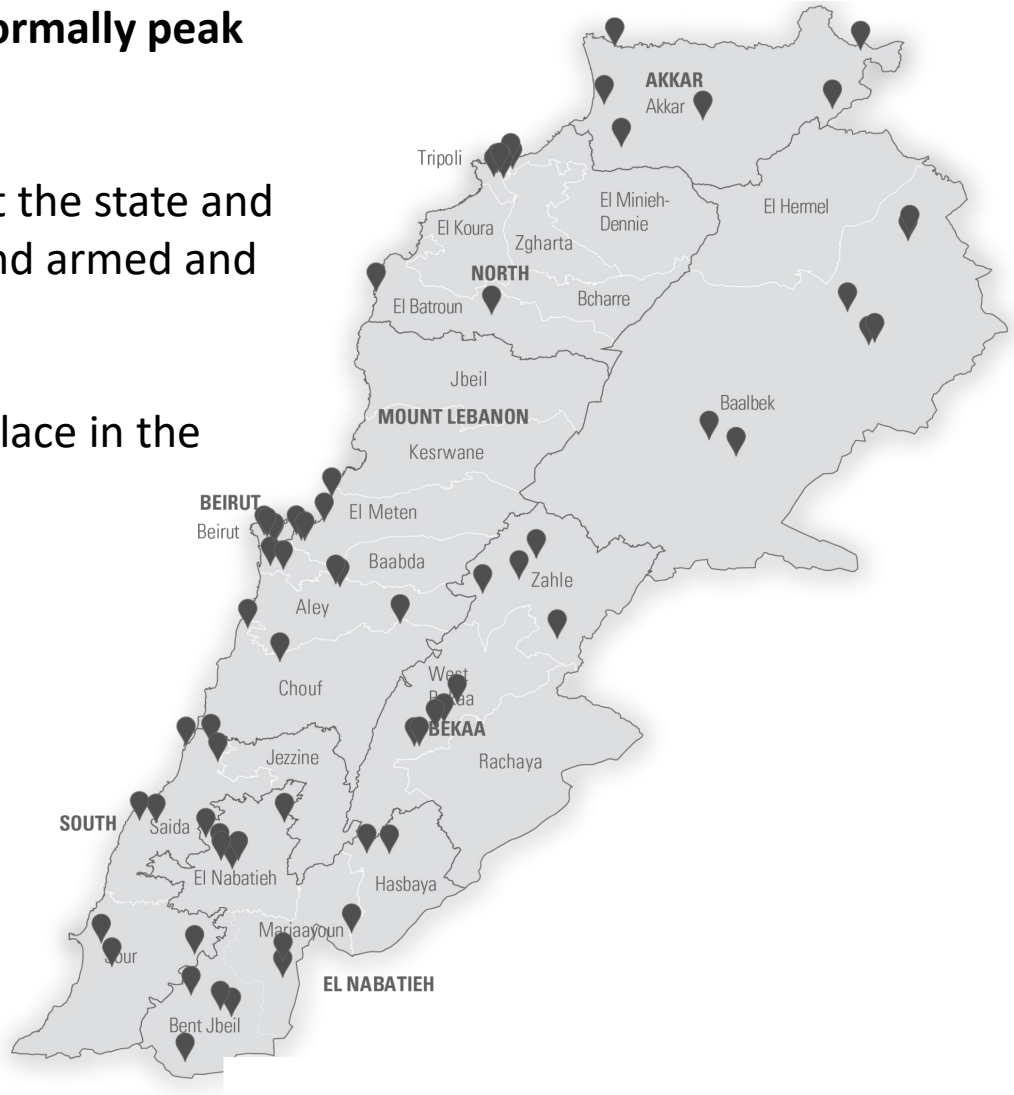

Typology	Direction	Incident
Intra-communal	Horizontal	In November 2022, armed clashes erupted between individuals in Dibbiyye, Chouf due to a dispute over water tanks. Two individuals were reported dead as a result of the clashes.
Inter-communal	Vertical	In August 2022, in Bisariyi, the Litani River Authority evicted five families from Al Shamsiya ITS due to a damaged sewage pipe leaking into the river.
Inter-communal	Horizontal	In August 2022, in Chehabiyi, tensions were reported between Syrian refugees and the host community after a dispute over a broken water pipe.
Intra-communal	Vertical	In August 2022, residents in Dekouane blocked the road with burning tires to protest water shortage.

People are increasingly dissatisfied with the quality of education services

Inter-Agency Coordination Lebanon

The quality of education services is increasingly perceived as “poor” or “very poor” across the governorates. This perception is highest in Akkar, Baalbeck-Hermel and Mount Lebanon

*Please rate the quality of **education** services?*

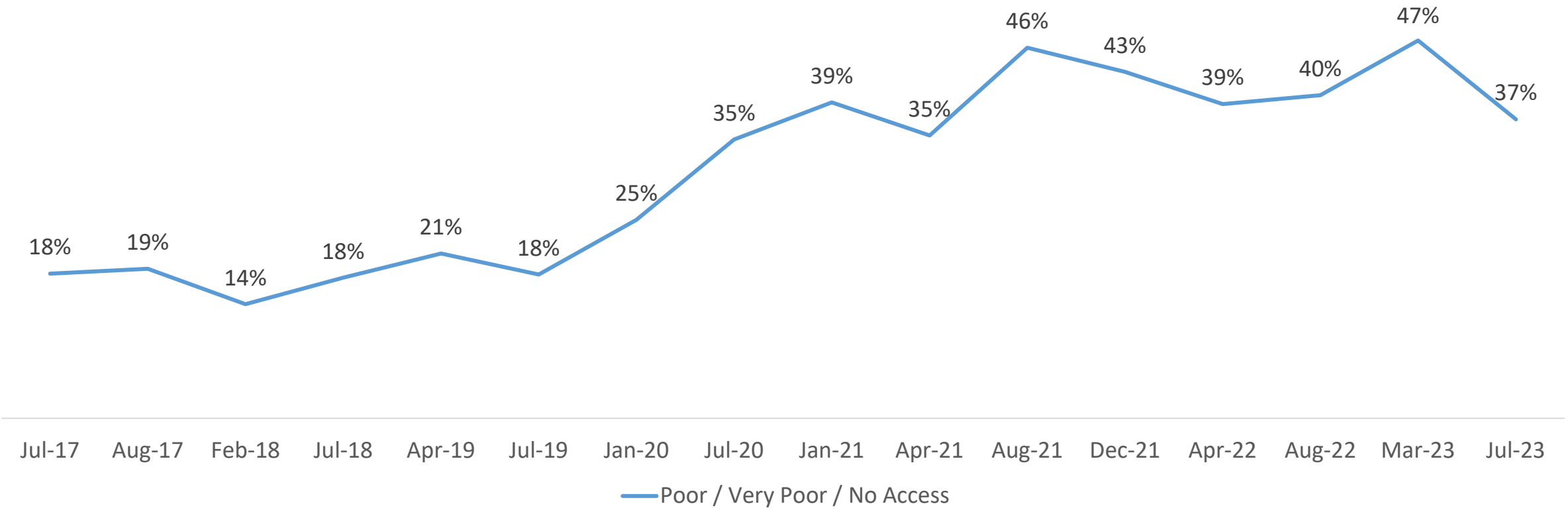

Perceptions around poor quality are most prevalent in Tripoli, Hasbaya, Jezzine, and Hermel

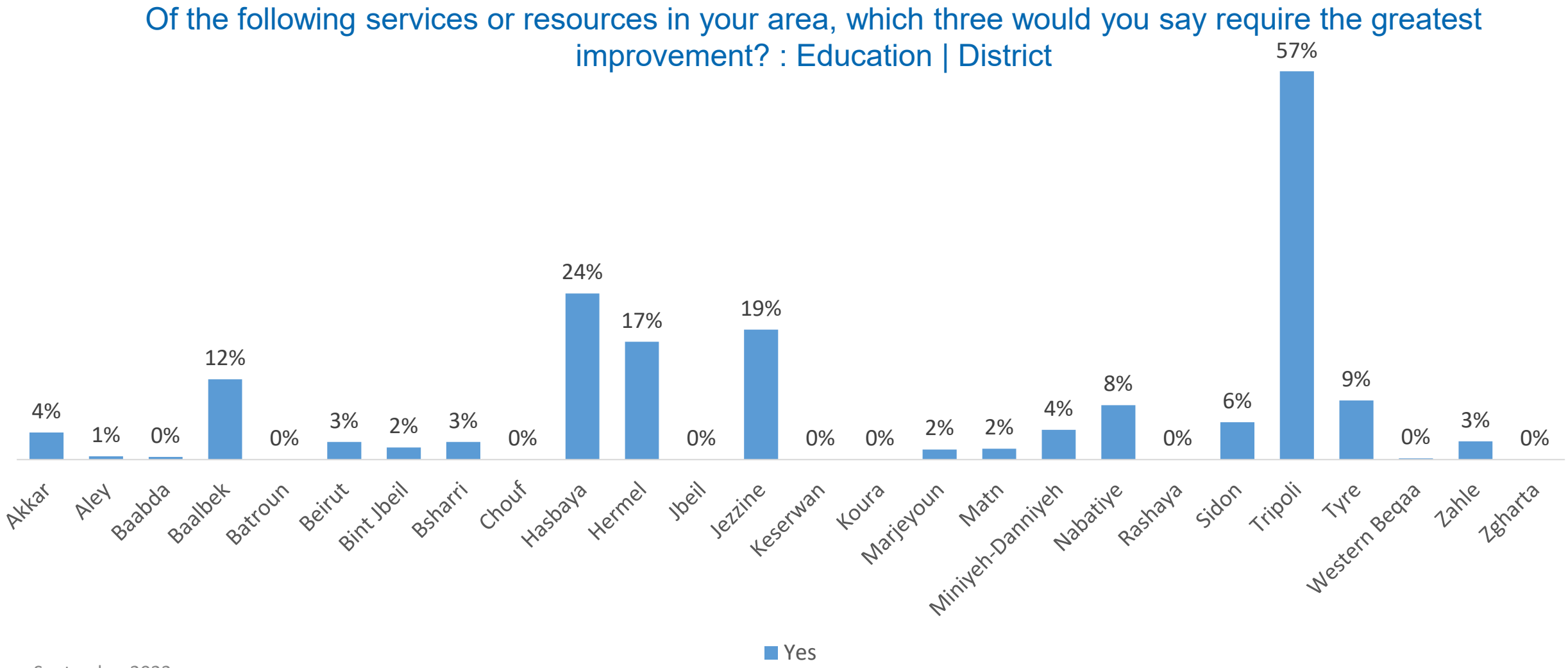

Worries around access to education remain high – with some geographical variations

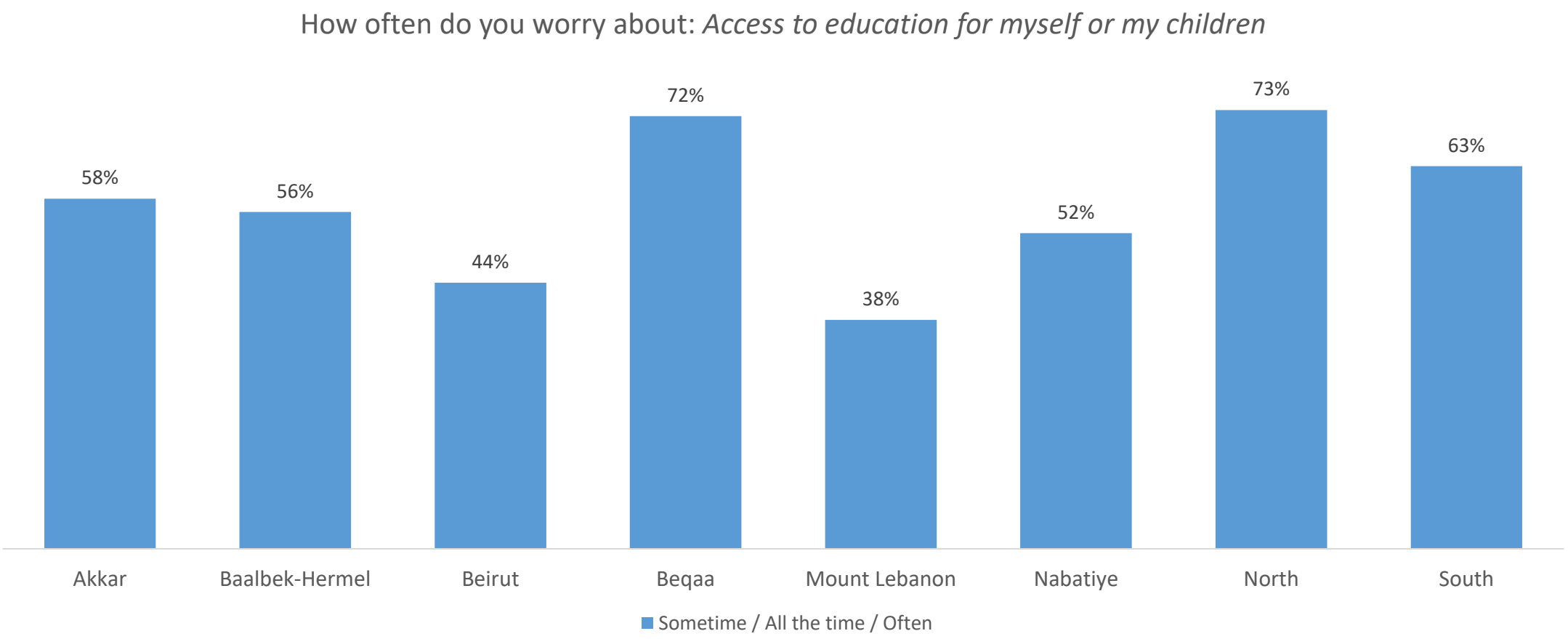

Negative effects of deteriorating services – negative coping mechanisms and incidents

Inter-Agency Coordination Lebanon

- **Some 3% stated that they have removed a child from school in the last year – but much prevalent amongst refugees**

- From December 2020 to May 2023, a total of 103 education-related incidents were recorded, almost exclusively as demonstrations and roadblocks. Almost all were vertical tensions directed at the state and various institutions.

  - Peak in October 2022, mainly Palestinian students protesting overcrowded classes and school conditions. Incidents also peaked in July 2021, where students and their caregivers staged demonstrations protesting increased tuition fees, demanding the cancellation of official exams and demanding funding for the Lebanese University.
  - Three clashes related to roadblocks by protesting students, as students clashed with people attempting to pass and with ISF personnel.
  - Some 31 incidents were related to strikes recorded by teachers, some of which lasted for weeks at a time (as Economic & Labour, rather than services)

In the last year, have you had to engage in any of the following negative coping mechanisms?

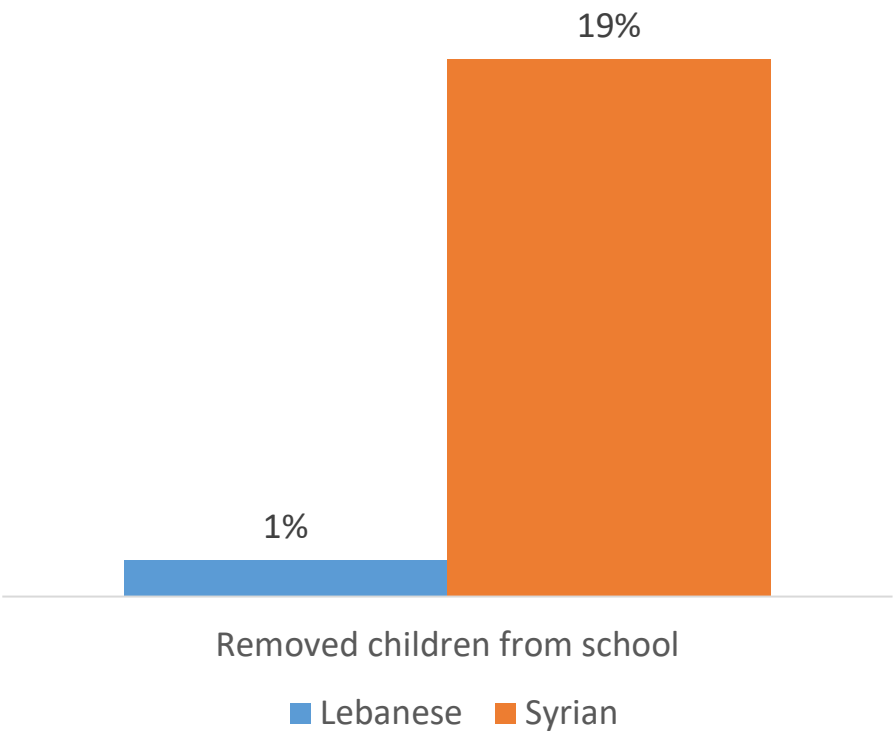

Electricity: Constant negative perceptions since August 2021

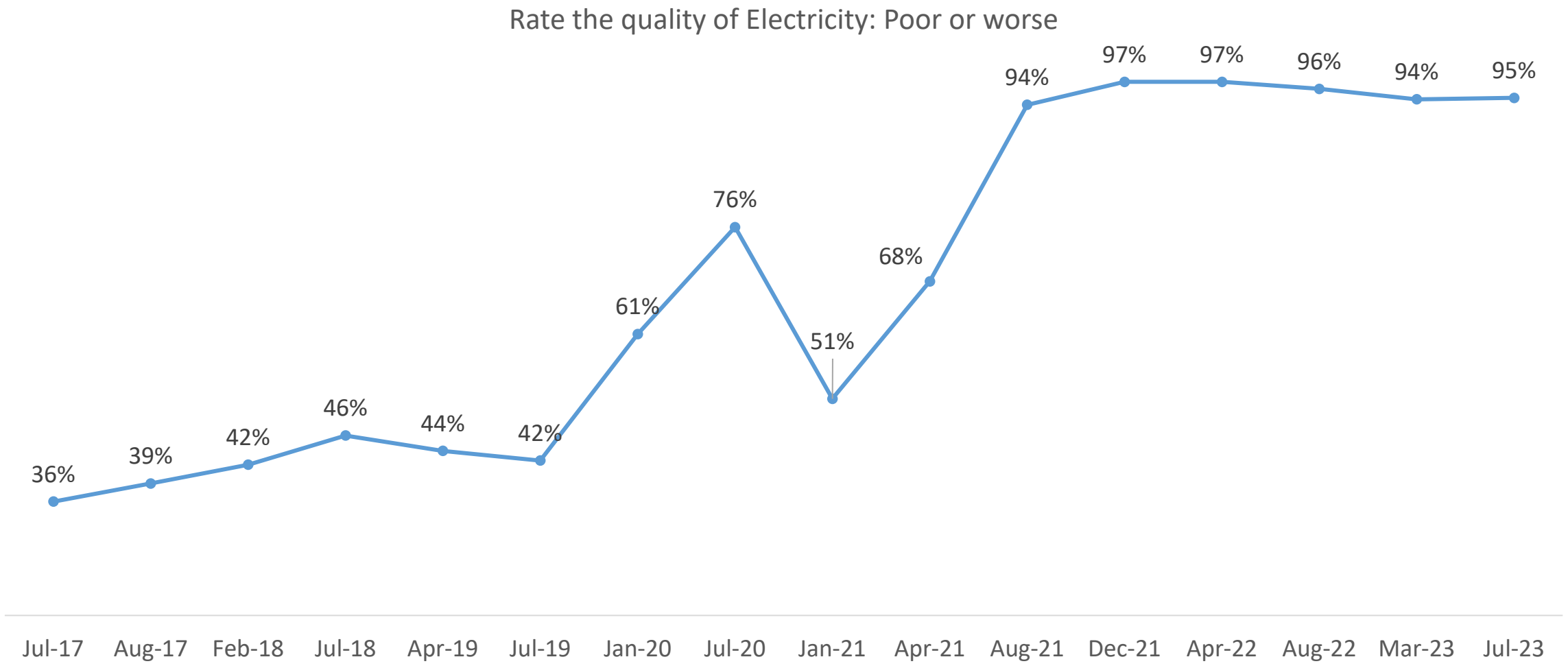

Electricity-related tensions & incidents

Inter-Agency Coordination Lebanon

- **Tensions are mainly vertical -** targeted at the state, or between state/residents. These materialize in riots, raids, residents breaking into power plants, and violent confrontations with security forces
- Generator incidents (horizontal) are on the rise
  - *April/Tripoli: Armed clashes erupted in Zahrieh due to a personal dispute over a generator subscription*
- Inter-communal tensions are mainly related to "stealing" electricity (illegal connections) or theft of electricity cables
  - *March/Bcharre: half of the area suffered longer electricity cutes due to theft of electric cables which led to inter-communal tensions*
  - *May/Nabatiyeh: Governor issued a letter to municipalities stating that documentation should not be issued to refugees who do not provide a proof of subscription to electricity*

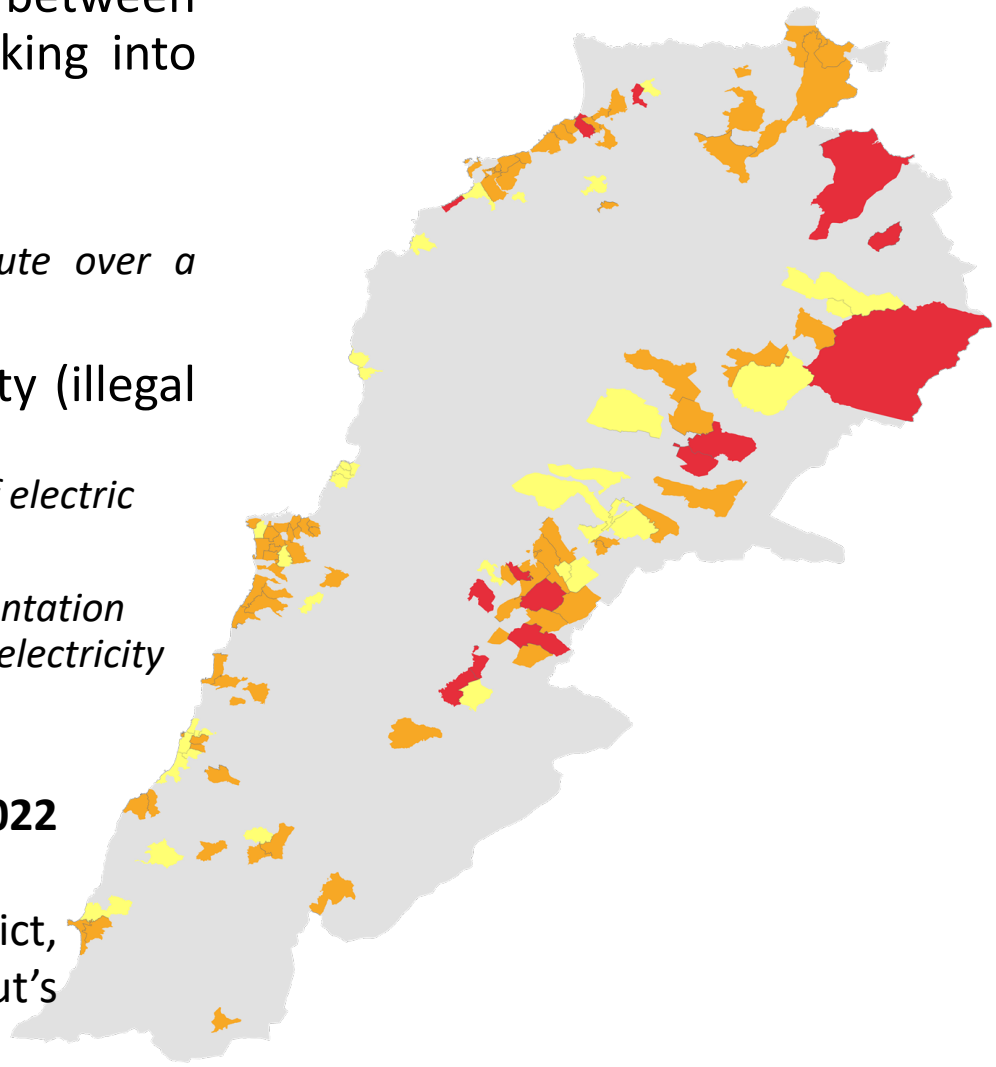

- **Incidents peaked in Feb 2021, Aug/Sept 2021, March 2022, Aug/Sept 2022** but have decreased significantly since October 2022
- Incidents mainly concentrated in underserved areas including Tripoli district, Minieh-Dinnieh district, Saida district, and Baabda district (mainly Beirut's southern suburbs)

Solid Waste: Negative perceptions on the rise since 2018

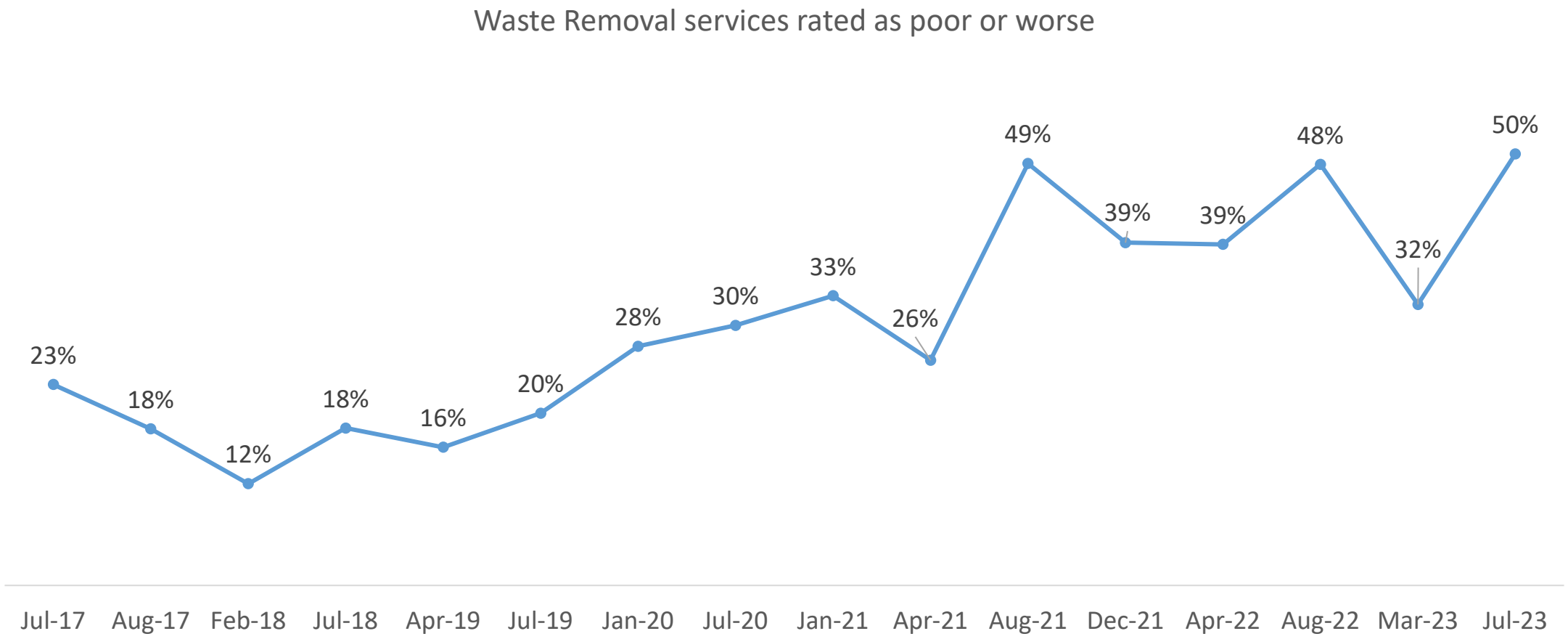

Deterioration in the quality of waste removal in July 2023

Inter-Agency Coordination Lebanon

- Negative perceptions around waste removal are highest in: Minnieh-Dennieh (100%), Baabda (95%), and Saida (77%)
- Some 20+ municipalities are currently categorized as solid waste tension hotpots with various drivers of tensions:

  - **Risk of halting services** - Al Fayhaa UoMs (Tripoli) Muhammara, Al Ghobeiry (for Sabra, Shatila, & Bourj Al Barajneh camps), Nabatiyeh El Tahta
  - **Intermittent access issues** - disagreement over who is responsible for waste generated by displaced Syrians at Kfar Hilda (North) since 2022
  - **Community backlash regarding the accumulation of waste** - UoMs in Akkar (Dreib el Ewsat & Shaft) blaming Syrians for not paying solid waste fees
  - **Reduction of solid waste services with spillover effects** - in Terbol, residents are dumping waste in the nearby river and water canals
  - **Informal fees collection for municipal services** - in Arsal, fee collection is coupled with threats to cease the waste collection in case of non-payment
  - **Competition between informal collectors & households on waste** - in some areas at Tyre and Nabatieh districts, Metn (Bourj Hammoud/Dawra)

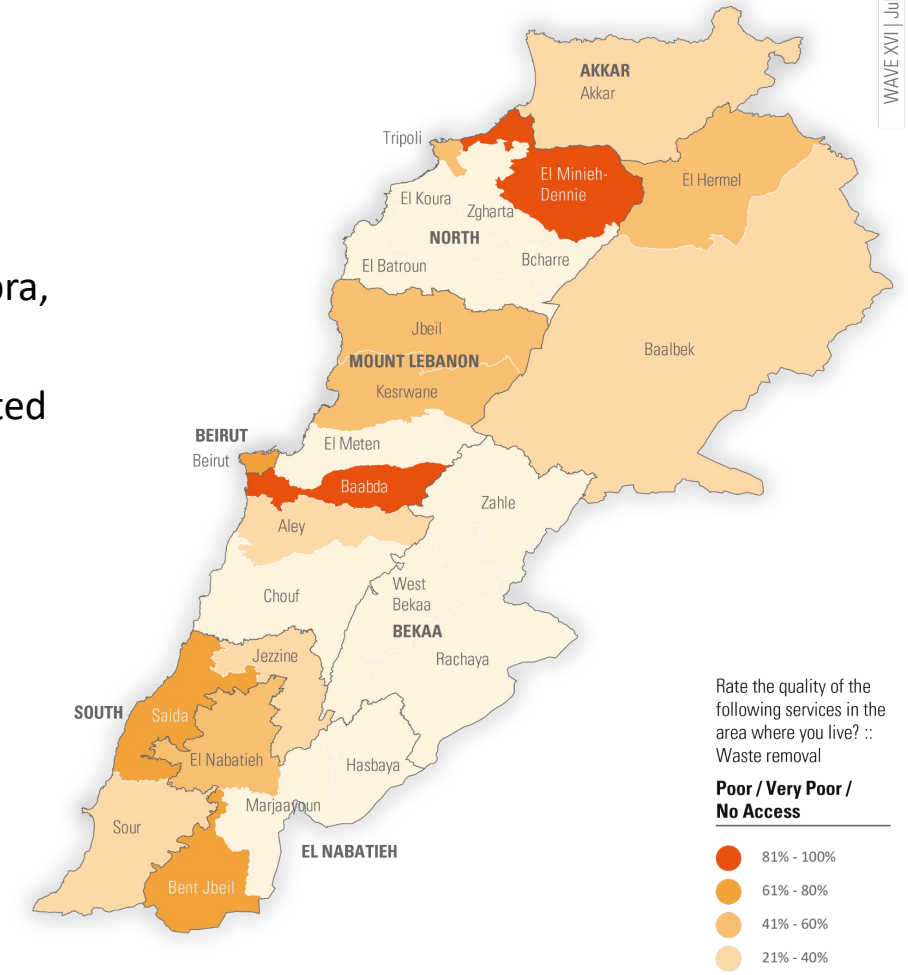

Looking forward – continuing risk of tension escalation

Inter-Agency Coordination Lebanon

- **Service-related tensions on the rise** – including for intra-communal tensions.
  - Competition over resources and services is still picked-up as a top driver of tension. So, as long as services and resources are not effectively managed to cater for all residents, tensions will always be potentially occurring and might be escalating to become violent amidst the continuing the socio-economic crisis.

- For **Water:**
  - Vertical tensions and incidents are expected to continue, likely peaking in summer and in periods of electricity cuts
  - Disparities may also lead to horizontal tensions, including between residents within a single area and between areas
  - Incidents and tensions will likely increase between private water and electricity actors and their customers
  - Drop in water supply to Informal Settlements could also impact tensions.

- For **Solid Waste:**
  - Tensions related to SW is peaking on vertical levels with few particular areas of concern, in particular in the North – key factor will be whether the new fee collection scheme is rolled out and how.

- For **Education**:
  - School dropouts are increasingly resorted to as a negative coping mechanism to the deteriorating socio-economic situation, while almost all tensions related to education services are vertical in nature and directed at the state and various institutions.

- For **Electricity**:
  - Vertical tensions and incidents are expected to increase, in particular with rising prices and continued service gaps
  - Negative narratives around electricity fees for refugees could cause tensions.

Perception Survey Dashboard

Scan the QR Code

Water Related Tensions

Scan the QR Code

Inter-Agency Coordination Lebanon

AoB

Inter-Agency Photo Repository

Jana Nasr
Senior Inter-Agency Coordination Assistant

Inter-Agency Photo Repository

Inter-Agency Coordination Lebanon

How is the tool helpful?

Facilitates the collection, organization, and utilization of photos

Builds a readily available repository of images to be used in Inter-Agency products (dashboards, strategies, and reports)

Helps showcase achievements & activities through a visually compelling narrative

Inter-Agency Photo Repository

Inter-Agency Coordination Lebanon

What are the key features?

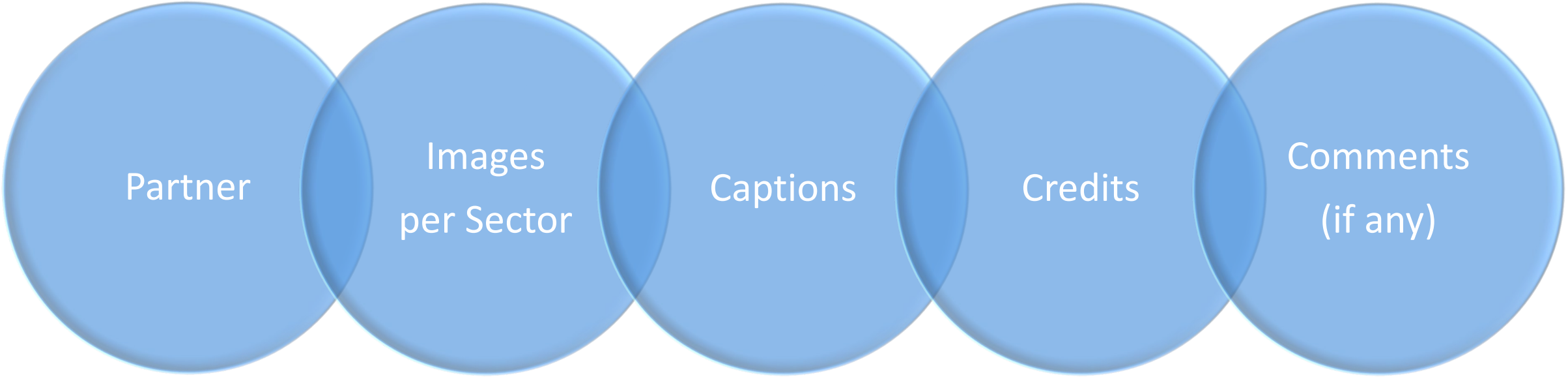

Inter-Agency Photo Repository

Inter-Agency Coordination Lebanon

How to use the repository?

1. Access the Collection Link
2. Refer to the Guidance Note here

Remember to number photos when uploading in bulk and to add captions and credits!

Inter-Agency Photo Repository

Inter-Agency Coordination Lebanon

What's Next?

A standard email to be disseminated by Sector Coordination Teams among their sectors focusing on:

- Introducing the Inter-Agency Photo Repository.
- Encouraging sector partners to actively contribute to the repository.
- Asking partners to upload images of their activities and achievements (including guidance).
- Ensuring a diverse and comprehensive representation of the sectors' work.

Following up on an ad hoc basis as needed.

Thank you

Inter-Agency Coordination
Lebanon