UNHCR The UN Refugee Agency | Somalia

PROTECTION & RETURN MONITORING NETWORK (PRMN)

AWDAL, SOMALIA | AUGUST 2023

	AUGUST 2023	IN 2023
# OF INCIDENTS THAT CAUSED DISPLACEMENT	116	557
# OF NEWLY DISPLACED POPULATION	850	5,137
# OF PROTECTION VIOLATIONS RECORDED[1]	19	99

[1]Some protection violations were not recorded due to security risks in some regions.

TRIGGERS OF DISPLACEMENT (AUGUST 2023 IN %)

Drought	96%
Flood	0%
Other	4%
Conflict	0%

DEMOGRAPHIC (AUGUST 2023)[3]

Girls	Boys	Women	Men	Elderly
280	282	133	113	42

[3]Disaggregated data for displaced persons are based on those displacement reports where data has been collected at household level.

PROTECTION VIOLATIONS CONCERNING CHILDREN, WOMEN AND MINORITIES (2023 IN %)

Children	Women	Minorities[2]
42%	87%	0%

[2]Members of minority clans include the Benadiri, Bantu, AUGUSTIe, Barawans, Gardere, Yakabur and Rahanweyne.

SPECIFIC NEEDS OF THOSE WHO EXPERIENCED PROTECTION VIOLATIONS (IN 2023)[4]

Child at risk	Women at risk	Disabilities	Elderly at risk	Others[5]
2%	98%	0%	0%	0%

[4]In August 2023, 19 specific needs were recorded of those individuals who experienced protection violations.
[5]Others who are at risk include the following categories family unit, specific legal and physical protection needs, unaccompanied or seperate child, pregnant or lactating, serious medical condition, single parent, SGBV and torture.
Individuals can have multiple vulnerabilities

DISPLACEMENT LOCATION (AUGUST 2023)

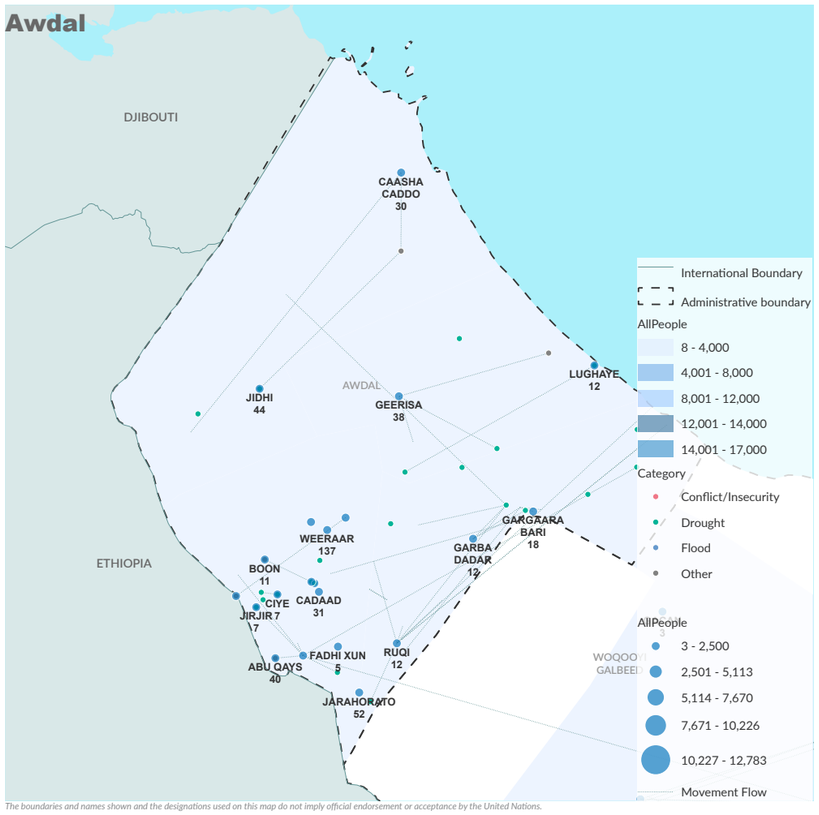

The boundaries and names shown and the designations used on this map do not imply official endorsement or acceptance by the United Nations.

Baki district was the district with the highest recorded displacement incidents in the region (476).

190 individuals were displaced to Ruqi settlement, making it the largest displacement incident due to Drought.

Borama district was the district with the second highest recorded displacement incidents in the region (219).

76 individuals were displaced to Borama settlement, making it the second largest displacement incident due to Drought.

Zeylac district was the district with the third highest recorded displacement incidents in the region (96).

0 individuals were displaced to NA settlement, making it the third largest displacement incident due to NA.

In August 2023, 2% of protection violations across Somalia were recorded in Awdal region.

Borama district had the highest recorded percentage of protection violations across the Awdal region (89%).

The highest recorded protection violations in the region from January to August 2023 include the following:

- Domestic Violence (38%)
- Attempted rape (31%).

Borama district was the distict with the highest number of protection violations in the region from January 2016 to August 2023 (1,236).

PRIORITY NEED ON ARRIVAL (AUGUST 2023 IN %)

Food	5%
Water	0%
Shelter	3%
Health	0%
Protection[4]	0%
Livelihood	90%
Transport	0%
Other	2%

[6]Protection figures are underreported due to the concerns related to the sensitivey of this topic in the context of Somalia.

This dashboard should be read in conjunction with the Notes on PRMN Methodology which outline the approach and certain limitations. More information on Somalia can be found on the UNHCR Somalia Data Portal.

Implemented by: NRC NORWEGIAN REFUGEE COUNCIL

UNHCR is grateful for the generous contributions of donors who have directly contributed to the UNHCR Somalia operation in 2023

United Nations CERF Central Emergency Response Fund
European Union Civil Protection and Humanitarian Aid
EID CHARITY
From the People of Japan
KOICA Korea International Cooperation Agency
UNO Flüchtlingshilfe Deutschland für den UNHCR

UNHCR The UN Refugee Agency | Somalia

PROTECTION & RETURN MONITORING NETWORK (PRMN)

BAKOOL, SOMALIA | AUGUST 2023

	AUGUST 2023	IN 2023
# OF INCIDENTS THAT CAUSED DISPLACEMENT	284	2,227
# OF NEWLY DISPLACED POPULATION	2,097	50,411
# OF PROTECTION VIOLATIONS RECORDED[1]	53	382

[1]Some protection violations were not recorded due to security risks in some regions.

TRIGGERS OF DISPLACEMENT (AUGUST 2023 IN %)

Drought	100%
Flood	0%
Other	0%
Conflict	0%

DEMOGRAPHIC (AUGUST 2023)[3]

Girls	Boys	Women	Men	Elderly
692	695	327	279	104

[3]Disaggregated data for displaced persons are based on those displacement reports where data has been collected at household level.

PROTECTION VIOLATIONS CONCERNING CHILDREN, WOMEN AND MINORITIES (2023 IN %)

Children	Women	Minorities[2]
19%	93%	0%

[2]Members of minority clans include the Benadiri, Bantu, AUGUSTIe, Barawans, Gardere, Yakabur and Rahanweyne.

SPECIFIC NEEDS OF THOSE WHO EXPERIENCED PROTECTION VIOLATIONS (IN 2023)[4]

Child at risk	Women at risk	Disabilities	Elderly at risk	Others[5]
58%	41%	0%	0%	0%

[4]In August 2023, 98 specific needs were recorded of those individuals who experienced protection violations.
[5]Others who are at risk include the following categories family unit, specific legal and physical protection needs, unaccompanied or seperate child, pregnant or lactating, serious medical condition, single parent, SGBV and torture.
Individuals can have multiple vulnerabilities

DISPLACEMENT LOCATION (AUGUST 2023)

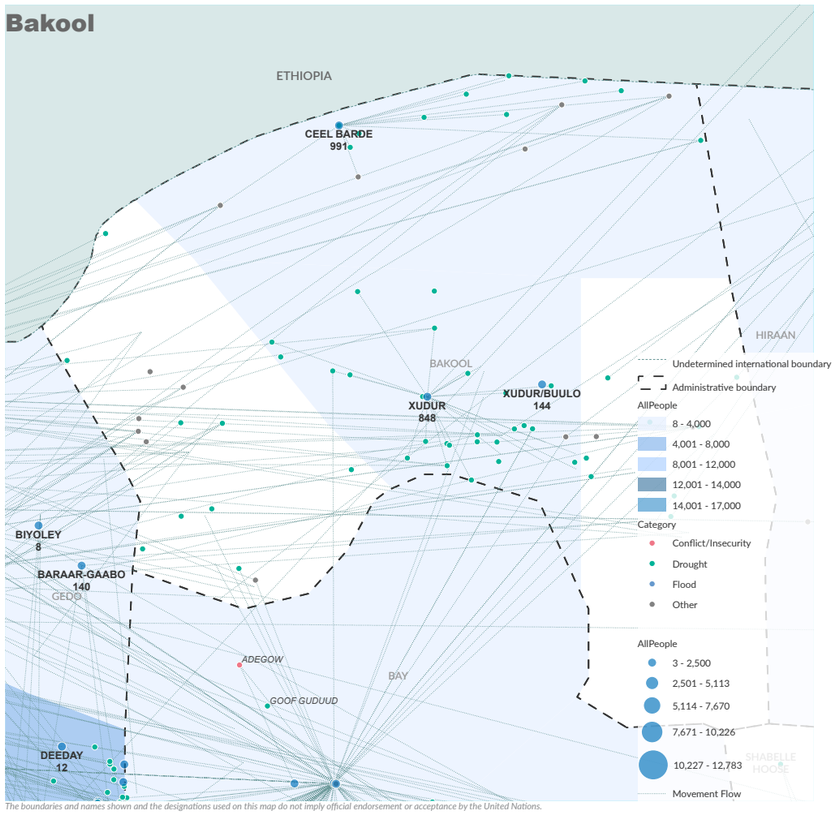

Xudur district was the district with the highest recorded displacement incidents in the region (1105).

1105 individuals were displaced to Xudur settlement, making it the largest displacement incident due to Drought.

Ceel Barde district was the district with the second highest recorded displacement incidents in the region (992).

992 individuals were displaced to Ceel Barde settlement, making it the second largest displacement incident due to Drought.

NA district was the district with the third highest recorded displacement incidents in the region (0).

0 individuals were displaced to NA settlement, making it the third largest displacement incident due to NA.

In August 2023, 6% of protection violations across Somalia were recorded in Bakool region.

Ceel Barde district had the highest recorded percentage of protection violations across the Bakool region (70%).

The highest recorded protection violations in the region from January to August 2023 include the following:

- Domestic Violence (79%)
- Female Genital Mutilation (FGM) (13%).

Xudur district was the distict with the highest number of protection violations in the region from January 2016 to August 2023 (917).

PRIORITY NEED ON ARRIVAL (AUGUST 2023 IN %)

Food	94%
Water	0%
Shelter	0%
Health	5%
Protection[4]	0%
Livelihood	0%
Transport	0%
Other	0%

[6]Protection figures are underreported due to the concerns related to the sensitivey of this topic in the context of Somalia.

This dashboard should be read in conjunction with the Notes on PRMN Methodology which outline the approach and certain limitations. More information on Somalia can be found on the UNHCR Somalia Data Portal.

Implemented by:

NRC NORWEGIAN REFUGEE COUNCIL

UNHCR is grateful for the generous contributions of donors who have directly contributed to the UNHCR Somalia operation in 2023

United Nations CERF Central Emergency Response Fund
European Union Civil Protection and Humanitarian Aid
EID CHARITY
From the People of Japan
KOICA Korea International Cooperation Agency
UNO Flüchtlingshilfe Deutschland für den UNHCR

UNHCR The UN Refugee Agency | Somalia

PROTECTION & RETURN MONITORING NETWORK (PRMN)

BANADIR, SOMALIA | AUGUST 2023

	AUGUST 2023	IN 2023
# OF INCIDENTS THAT CAUSED DISPLACEMENT	346	2,159
# OF NEWLY DISPLACED POPULATION	12,071	136,071
# OF PROTECTION VIOLATIONS RECORDED[1]	118	752

[1]Some protection violations were not recorded due to security risks in some regions.

TRIGGERS OF DISPLACEMENT (AUGUST 2023 IN %)

Drought	72%
Flood	0%
Other	1%
Conflict	27%

DEMOGRAPHIC (AUGUST 2023)[3]

Girls	Boys	Women	Men	Elderly
3,982	4,000	1,883	1,608	598

[3]Disaggregated data for displaced persons are based on those displacement reports where data has been collected at household level.

PROTECTION VIOLATIONS CONCERNING CHILDREN, WOMEN AND MINORITIES (2023 IN %)

Children	Women	Minorities[2]
10%	42%	4%

[2]Members of minority clans include the Benadiri, Bantu, AUGUSTIe, Barawans, Gardere, Yakabur and Rahanweyne.

SPECIFIC NEEDS OF THOSE WHO EXPERIENCED PROTECTION VIOLATIONS (IN 2023)[4]

Child at risk	Women at risk	Disabilities	Elderly at risk	Others[5]
32%	58%	0%	4%	2%

[4]In August 2023, 126 specific needs were recorded of those individuals who experienced protection violations.
[5]Others who are at risk include the following categories family unit, specific legal and physical protection needs, unaccompanied or seperate child, pregnant or lactating, serious medical condition, single parent, SGBV and torture.
Individuals can have multiple vulnerabilities

DISPLACEMENT LOCATION (AUGUST 2023)

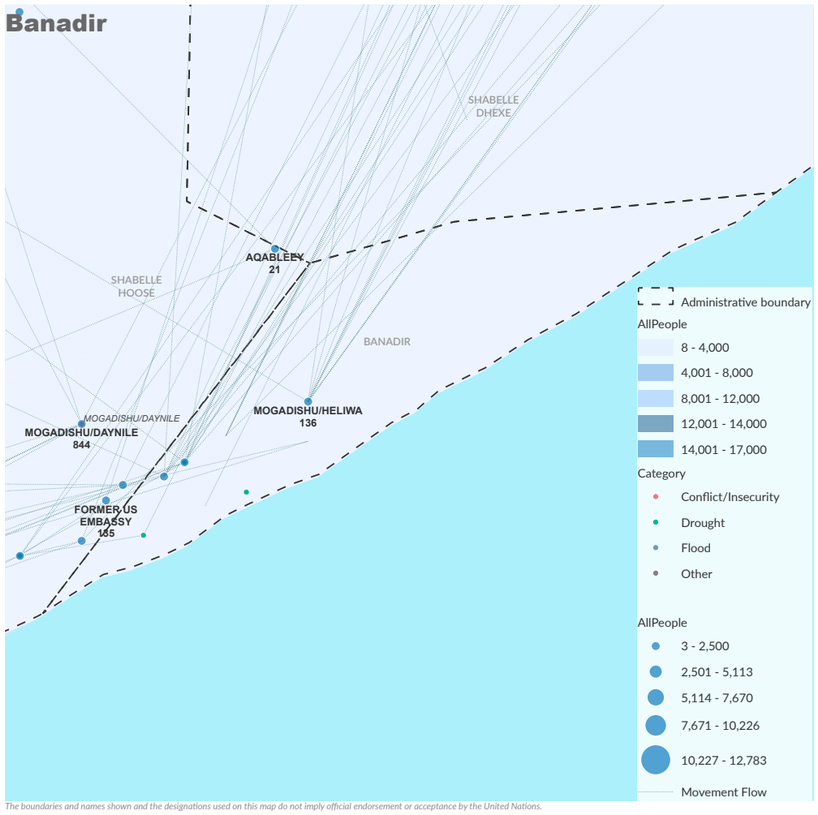

The boundaries and names shown and the designations used on this map do not imply official endorsement or acceptance by the United Nations.

Banadir district was the district with the highest recorded displacement incidents in the region (12071).

5472 individuals were displaced to Kaxda/ Mogadishu settlement, making it the largest displacement incident due to Drought.

NA district was the district with the second highest recorded displacement incidents in the region (0).

1056 individuals were displaced to Kaxda/ Mogadishu settlement, making it the second largest displacement incident due to Conflict/Insecurity.

NA district was the district with the third highest recorded displacement incidents in the region (0).

120 individuals were displaced to Mogadishu/ Daynile settlement, making it the third largest displacement incident due to Other.

In August 2023, 13% of protection violations across Somalia were recorded in Banadir region.

Banadir district had the highest recorded percentage of protection violations across the Banadir region (100%).

The highest recorded protection violations in the region from January to August 2023 include the following:

- Physical Assault/Attack Not Resulting In Death (39%)
- Killing/Manslaughter (24%).

Banadir district was the distict with the highest number of protection violations in the region from January 2016 to August 2023 (8,991).

PRIORITY NEED ON ARRIVAL (AUGUST 2023 IN %)

Food	67%
Water	0%
Shelter	1%
Health	1%
Protection[4]	0%
Livelihood	28%
Transport	0%
Other	3%

[6]Protection figures are underreported due to the concerns related to the sensitivey of this topic in the context of Somalia.

This dashboard should be read in conjunction with the Notes on PRMN Methodology which outline the approach and certain limitations. More information on Somalia can be found on the UNHCR Somalia Data Portal.

Implemented by: NRC NORWEGIAN REFUGEE COUNCIL

UNHCR is grateful for the generous contributions of donors who have directly contributed to the UNHCR Somalia operation in 2023

United Nations CERF Central Emergency Response Fund
European Union Civil Protection and Humanitarian Aid
EID CHARITY
From the People of Japan
KOICA Korea International Cooperation Agency
UNO Flüchtlingshilfe Deutschland für den UNHCR

UNHCR The UN Refugee Agency | Somalia

PROTECTION & RETURN MONITORING NETWORK (PRMN)

BARI, SOMALIA | AUGUST 2023

	AUGUST 2023	IN 2023
# OF INCIDENTS THAT CAUSED DISPLACEMENT	364	2,149
# OF NEWLY DISPLACED POPULATION	3,856	81,337
# OF PROTECTION VIOLATIONS RECORDED[1]	32	332

[1]Some protection violations were not recorded due to security risks in some regions.

TRIGGERS OF DISPLACEMENT (AUGUST 2023 IN %)

Drought	61%
Flood	1%
Other	1%
Conflict	36%

DEMOGRAPHIC (AUGUST 2023)[3]

Girls	Boys	Women	Men	Elderly
1,272	1,278	602	514	191

[3]Disaggregated data for displaced persons are based on those displacement reports where data has been collected at household level.

PROTECTION VIOLATIONS CONCERNING CHILDREN, WOMEN AND MINORITIES (2023 IN %)

Children	Women	Minorities[2]
16%	98%	5%

[2]Members of minority clans include the Benadiri, Bantu, AUGUSTIe, Barawans, Gardere, Yakabur and Rahanweyne.

SPECIFIC NEEDS OF THOSE WHO EXPERIENCED PROTECTION VIOLATIONS (IN 2023)[4]

Child at risk	Women at risk	Disabilities	Elderly at risk	Others[5]
4%	89%	0%	0%	7%

[4]In August 2023, 66 specific needs were recorded of those individuals who experienced protection violations.
[5]Others who are at risk include the following categories family unit, specific legal and physical protection needs, unaccompanied or seperate child, pregnant or lactating, serious medical condition, single parent, SGBV and torture.
Individuals can have multiple vulnerabilities

DISPLACEMENT LOCATION (AUGUST 2023)

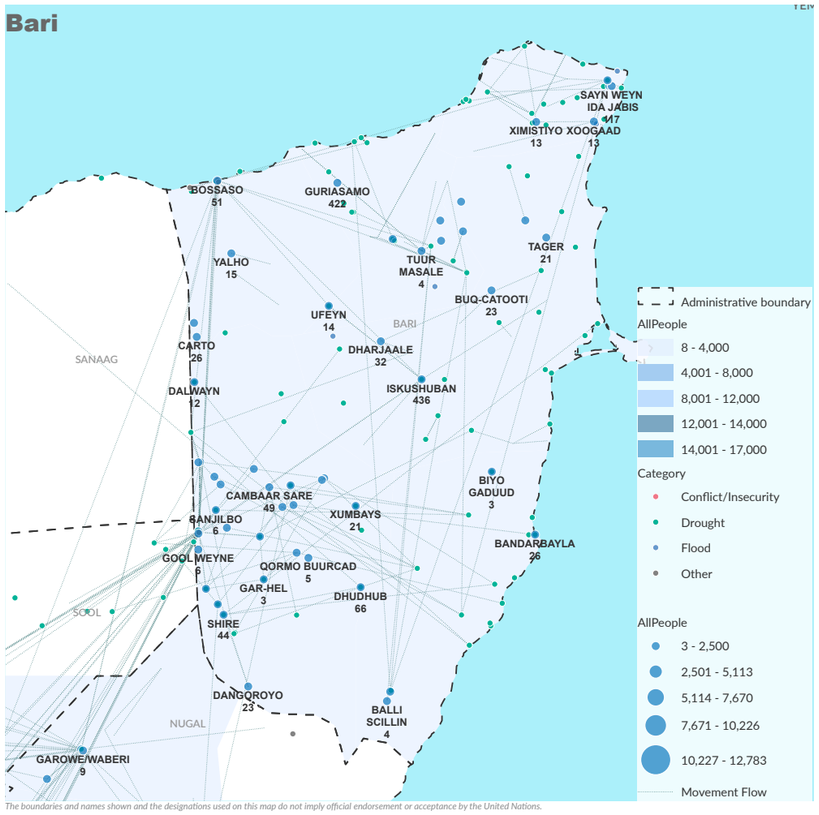

Qardho district was the district with the highest recorded displacement incidents in the region (2172).

585 individuals were displaced to Qardho settlement, making it the largest displacement incident due to Conflict/Insecurity.

Iskushuban district was the district with the second highest recorded displacement incidents in the region (690).

284 individuals were displaced to Iskorosaar settlement, making it the second largest displacement incident due to Drought.

Bossaso district was the district with the third highest recorded displacement incidents in the region (419).

200 individuals were displaced to Juurile settlement, making it the third largest displacement incident due to Drought.

In August 2023, 4% of protection violations across Somalia were recorded in Bari region.

Bossaso district had the highest recorded percentage of protection violations across the Bari region (81%).

The highest recorded protection violations in the region from January to August 2023 include the following:

- Domestic Violence (61%)
- Physical Assault/Attack Not Resulting In Death (13%).

Bossaso district was the distict with the highest number of protection violations in the region from January 2016 to August 2023 (1,855).

PRIORITY NEED ON ARRIVAL (AUGUST 2023 IN %)

Food	42%
Water	26%
Shelter	0%
Health	0%
Protection[4]	0%
Livelihood	28%
Transport	0%
Other	4%

[6]Protection figures are underreported due to the concerns related to the sensitivity of this topic in the context of Somalia.

This dashboard should be read in conjunction with the Notes on PRMN Methodology which outline the approach and certain limitations. More information on Somalia can be found on the UNHCR Somalia Data Portal.

Implemented by: NRC NORWEGIAN REFUGEE COUNCIL

UNHCR is grateful for the generous contributions of donors who have directly contributed to the UNHCR Somalia operation in 2023

United Nations CERF Central Emergency Response Fund
European Union Civil Protection and Humanitarian Aid
EID CHARITY
From the People of Japan
KOICA Korea International Cooperation Agency
UNO Flüchtlingshilfe Deutschland für den UNHCR

UNHCR The UN Refugee Agency | Somalia

PROTECTION & RETURN MONITORING NETWORK (PRMN)

BAY, SOMALIA | AUGUST 2023

	AUGUST 2023	IN 2023
# OF INCIDENTS THAT CAUSED DISPLACEMENT	355	2,899
# OF NEWLY DISPLACED POPULATION	2,548	112,433
# OF PROTECTION VIOLATIONS RECORDED[1]	13	43

[1]Some protection violations were not recorded due to security risks in some regions.

TRIGGERS OF DISPLACEMENT (AUGUST 2023 IN %)

Drought	99%
Flood	0%
Other	1%
Conflict	1%

DEMOGRAPHIC (AUGUST 2023)[3]

Girls	Boys	Women	Men	Elderly
840	844	398	339	126

[3]Disaggregated data for displaced persons are based on those displacement reports where data has been collected at household level.

PROTECTION VIOLATIONS CONCERNING CHILDREN, WOMEN AND MINORITIES (2023 IN %)

Children	Women	Minorities[2]
2%	37%	0%

[2]Members of minority clans include the Benadiri, Bantu, AUGUSTIe, Barawans, Gardere, Yakabur and Rahanweyne.

SPECIFIC NEEDS OF THOSE WHO EXPERIENCED PROTECTION VIOLATIONS (IN 2023)[4]

Child at risk	Women at risk	Disabilities	Elderly at risk	Others[5]
0%	44%	0%	0%	56%

[4]In August 2023, 28 specific needs were recorded of those individuals who experienced protection violations.
[5]Others who are at risk include the following categories family unit, specific legal and physical protection needs, unaccompanied or seperate child, pregnant or lactating, serious medical condition, single parent, SGBV and torture. Individuals can have multiple vulnerabilities

DISPLACEMENT LOCATION (AUGUST 2023)

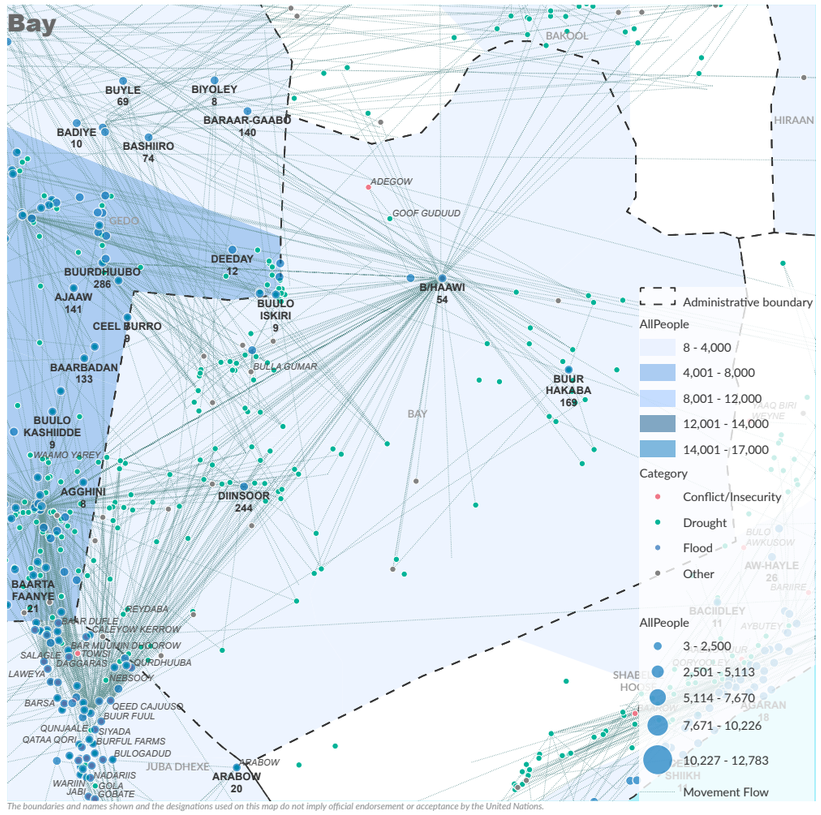

Baidoa district was the district with the highest recorded displacement incidents in the region (2003).

1623 individuals were displaced to Baidoa settlement, making it the largest displacement incident due to Drought.

Diinsoor district was the district with the second highest recorded displacement incidents in the region (297).

294 individuals were displaced to Diinsoor settlement, making it the second largest displacement incident due to Drought.

Qansax Dheere district was the district with the third highest recorded displacement incidents in the region (224).

210 individuals were displaced to Qansax Dheere settlement, making it the third largest displacement incident due to Drought.

In August 2023, 1% of protection violations across Somalia were recorded in Bay region.

Baidoa district had the highest recorded percentage of protection violations across the Bay region (62%).

The highest recorded protection violations in the region from January to August 2023 include the following:

- Illegal Arrest and Detention (26%)
- Rape (23%).

Baidoa district was the distict with the highest number of protection violations in the region from January 2016 to August 2023 (3,550).

PRIORITY NEED ON ARRIVAL (AUGUST 2023 IN %)

Food	98%
Water	0%
Shelter	0%
Health	0%
Protection[4]	0%
Livelihood	0%
Transport	0%
Other	2%

[6]Protection figures are underreported due to the concerns related to the sensitivety of this topic in the context of Somalia.

This dashboard should be read in conjunction with the Notes on **PRMN Methodology** which outline the approach and certain limitations. More information on Somalia can be found on the **UNHCR Somalia Data Portal**.

Implemented by:

NRC NORWEGIAN REFUGEE COUNCIL

UNHCR is grateful for the generous contributions of donors who have directly contributed to the UNHCR Somalia operation in 2023

United Nations CERF Central Emergency Response Fund
European Union Civil Protection and Humanitarian Aid
عيد الخيرية EID CHARITY
From the People of Japan
KOICA Korea International Cooperation Agency
UNO Flüchtlingshilfe Deutschland für den UNHCR

UNHCR The UN Refugee Agency | Somalia

PROTECTION & RETURN MONITORING NETWORK (PRMN)

GALGADUUD, SOMALIA | AUGUST 2023

	AUGUST 2023	IN 2023
# OF INCIDENTS THAT CAUSED DISPLACEMENT	25	165
# OF NEWLY DISPLACED POPULATION	1,754	161,556
# OF PROTECTION VIOLATIONS RECORDED[1]	60	220

[1]Some protection violations were not recorded due to security risks in some regions.

TRIGGERS OF DISPLACEMENT (AUGUST 2023 IN %)

Drought	13%
Flood	0%
Other	0%
Conflict	87%

DEMOGRAPHIC (AUGUST 2023)[3]

Girls	Boys	Women	Men	Elderly
579	581	274	234	87

[3]Disaggregated data for displaced persons are based on those displacement reports where data has been collected at household level.

PROTECTION VIOLATIONS CONCERNING CHILDREN, WOMEN AND MINORITIES (2023 IN %)

Children	Women	Minorities[2]
19%	46%	0%

[2]Members of minority clans include the Benadiri, Bantu, AUGUSTIe, Barawans, Gardere, Yakabur and Rahanweyne.

SPECIFIC NEEDS OF THOSE WHO EXPERIENCED PROTECTION VIOLATIONS (IN 2023)[4]

Child at risk	Women at risk	Disabilities	Elderly at risk	Others[5]
15%	52%	0%	13%	7%

[4]In August 2023, 131 specific needs were recorded of those individuals who experienced protection violations.
[5]Others who are at risk include the following categories family unit, specific legal and physical protection needs, unaccompanied or seperate child, pregnant or lactating, serious medical condition, single parent, SGBV and torture.
Individuals can have multiple vulnerabilities

DISPLACEMENT LOCATION (AUGUST 2023)

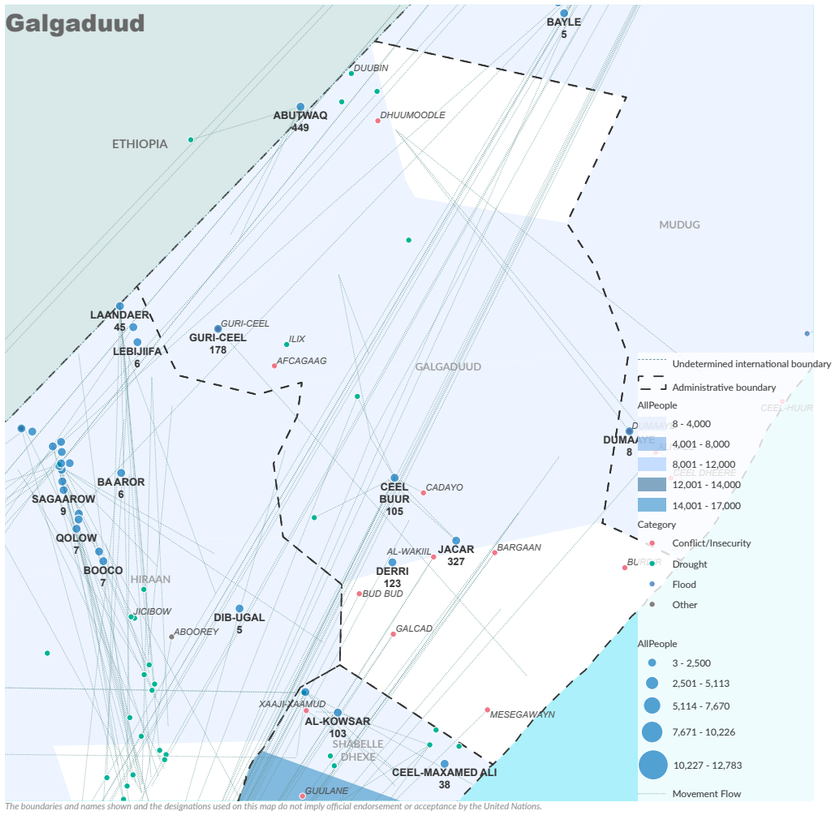

The boundaries and names shown and the designations used on this map do not imply official endorsement or acceptance by the United Nations.

Ceel Buur district was the district with the highest recorded displacement incidents in the region (1463).

546 individuals were displaced to Ceel Buur settlement, making it the largest displacement incident due to Conflict/Insecurity.

Cabudwaaq district was the district with the second highest recorded displacement incidents in the region (119).

119 individuals were displaced to Abutwaq settlement, making it the second largest displacement incident due to Drought.

Cadaado district was the district with the third highest recorded displacement incidents in the region (91).

107 individuals were displaced to Ceel Buur settlement, making it the third largest displacement incident due to Drought.

In August 2023, 7% of protection violations across Somalia were recorded in Galgaduud region.

Ceel Buur district had the highest recorded percentage of protection violations across the Galgaduud region (80%).

The highest recorded protection violations in the region from January to August 2023 include the following:

- Kidnapping/Abduction (26%)
- Physical Assault/Attack Not Resulting In Death (22%).

Dhuusamarreeb district was the distict with the highest number of protection violations in the region from January 2016 to August 2023 (558).

PRIORITY NEED ON ARRIVAL (AUGUST 2023 IN %)

Food	99%
Water	0%
Shelter	0%
Health	0%
Protection[4]	0%
Livelihood	0%
Transport	0%
Other	0%

[6]Protection figures are underreported due to the concerns related to the sensitivety of this topic in the context of Somalia.

This dashboard should be read in conjunction with the Notes on PRMN Methodology which outline the approach and certain limitations. More information on Somalia can be found on the UNHCR Somalia Data Portal.

Implemented by:

NRC NORWEGIAN REFUGEE COUNCIL

UNHCR is grateful for the generous contributions of donors who have directly contributed to the UNHCR Somalia operation in 2023

United Nations CERF Central Emergency Response Fund
European Union Civil Protection and Humanitarian Aid
عيد الخيرية EID CHARITY
From the People of Japan
KOICA Korea International Cooperation Agency
UNO Flüchtlingshilfe Deutschland für den UNHCR

UNHCR The UN Refugee Agency | Somalia

PROTECTION & RETURN MONITORING NETWORK (PRMN)

GEDO, SOMALIA | AUGUST 2023

	AUGUST 2023	IN 2023
# OF INCIDENTS THAT CAUSED DISPLACEMENT	934	4,291
# OF NEWLY DISPLACED POPULATION	10,109	229,043
# OF PROTECTION VIOLATIONS RECORDED[1]	3	171

[1]Some protection violations were not recorded due to security risks in some regions.

TRIGGERS OF DISPLACEMENT (AUGUST 2023 IN %)

Drought	92%
Flood	0%
Other	4%
Conflict	4%

DEMOGRAPHIC (AUGUST 2023)[3]

Girls	Boys	Women	Men	Elderly
3,335	3,350	1,577	1,346	501

[3]Disaggregated data for displaced persons are based on those displacement reports where data has been collected at household level.

PROTECTION VIOLATIONS CONCERNING CHILDREN, WOMEN AND MINORITIES (2023 IN %)

Children	Women	Minorities[2]
26%	42%	0%

[2]Members of minority clans include the Benadiri, Bantu, AUGUSTIe, Barawans, Gardere, Yakabur and Rahanweyne.

SPECIFIC NEEDS OF THOSE WHO EXPERIENCED PROTECTION VIOLATIONS (IN 2023)[4]

Child at risk	Women at risk	Disabilities	Elderly at risk	Others[5]
20%	23%	2%	8%	40%

[4]In August 2023, 124 specific needs were recorded of those individuals who experienced protection violations.
[5]Others who are at risk include the following categories family unit, specific legal and physical protection needs, unaccompanied or seperate child, pregnant or lactating, serious medical condition, single parent, SGBV and torture.
Individuals can have multiple vulnerabilities

DISPLACEMENT LOCATION (AUGUST 2023)

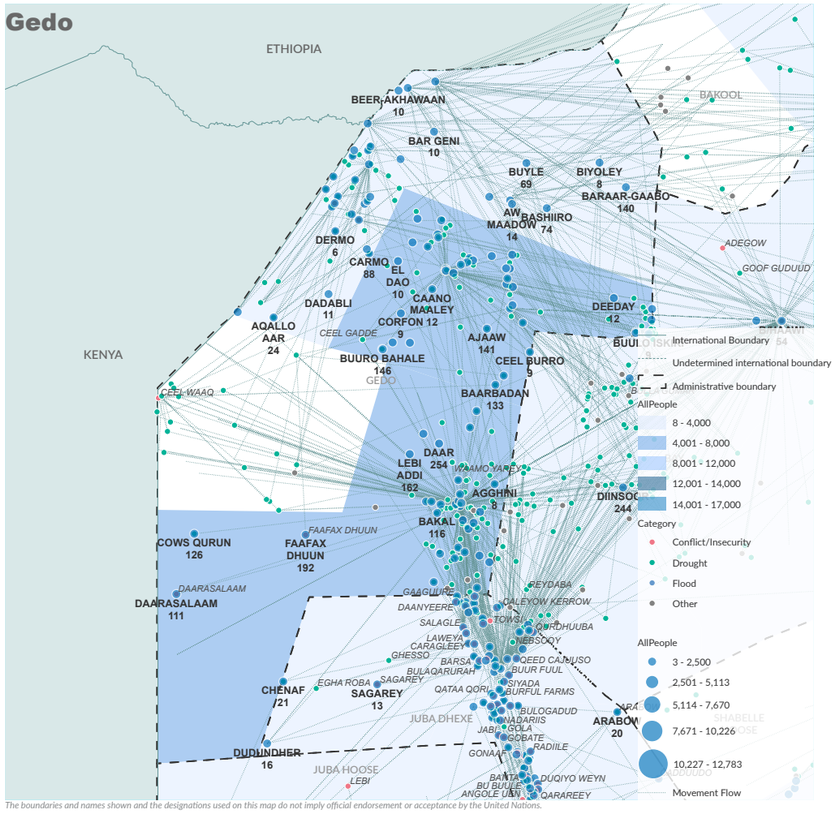

Baardheere district was the district with the highest recorded displacement incidents in the region (4344).

936 individuals were displaced to Baardheere/ Kaskey settlement, making it the largest displacement incident due to Drought.

Belet Xaawo district was the district with the second highest recorded displacement incidents in the region (2412).

622 individuals were displaced to Belet Xaawo settlement, making it the second largest displacement incident due to Drought.

Garbahaarey district was the district with the third highest recorded displacement incidents in the region (1621).

481 individuals were displaced to Buurdhuubo settlement, making it the third largest displacement incident due to Drought.

In August 2023, 0% of protection violations across Somalia were recorded in Gedo region.

Baardheere district had the highest recorded percentage of protection violations across the Gedo region (100%).

The highest recorded protection violations in the region from January to August 2023 include the following:

- Physical Assault/Attack Not Resulting In Death (23%)
- Female Genital Mutilation (FGM) (16%).

Baardheere district was the distict with the highest number of protection violations in the region from January 2016 to August 2023 (512).

PRIORITY NEED ON ARRIVAL (AUGUST 2023 IN %)

Food	83%
Water	3%
Shelter	0%
Health	0%
Protection[4]	0%
Livelihood	10%
Transport	0%
Other	4%

[6]Protection figures are underreported due to the concerns related to the sensitivety of this topic in the context of Somalia.

This dashboard should be read in conjunction with the Notes on PRMN Methodology which outline the approach and certain limitations. More information on Somalia can be found on the UNHCR Somalia Data Portal.

Implemented by:

NRC NORWEGIAN REFUGEE COUNCIL

UNHCR is grateful for the generous contributions of donors who have directly contributed to the UNHCR Somalia operation in 2023

United Nations CERF Central Emergency Response Fund
European Union Civil Protection and Humanitarian Aid
EID CHARITY
From the People of Japan
KOICA Korea International Cooperation Agency
UNO Flüchtlingshilfe Deutschland für den UNHCR

UNHCR The UN Refugee Agency | Somalia

PROTECTION & RETURN MONITORING NETWORK (PRMN)

HIRAAN, SOMALIA | AUGUST 2023

	AUGUST 2023	IN 2023
# OF INCIDENTS THAT CAUSED DISPLACEMENT	86	629
# OF NEWLY DISPLACED POPULATION	886	267,938
# OF PROTECTION VIOLATIONS RECORDED[1]	13	43

[1]Some protection violations were not recorded due to security risks in some regions.

TRIGGERS OF DISPLACEMENT (AUGUST 2023 IN %)

Drought	72%
Flood	0%
Other	1%
Conflict	27%

DEMOGRAPHIC (AUGUST 2023)[3]

Girls	Boys	Women	Men	Elderly
292	294	138	118	44

[3]Disaggregated data for displaced persons are based on those displacement reports where data has been collected at household level.

PROTECTION VIOLATIONS CONCERNING CHILDREN, WOMEN AND MINORITIES (2023 IN %)

Children	Women	Minorities[2]
14%	42%	0%

[2]Members of minority clans include the Benadiri, Bantu, AUGUSTIe, Barawans, Gardere, Yakabur and Rahanweyne.

SPECIFIC NEEDS OF THOSE WHO EXPERIENCED PROTECTION VIOLATIONS (IN 2023)[4]

Child at risk	Women at risk	Disabilities	Elderly at risk	Others[5]
10%	40%	0%	10%	30%

[4]In August 2023, 6 specific needs were recorded of those individuals who experienced protection violations.
[5]Others who are at risk include the following categories family unit, specific legal and physical protection needs, unaccompanied or seperate child, pregnant or lactating, serious medical condition, single parent, SGBV and torture.
Individuals can have multiple vulnerabilities

DISPLACEMENT LOCATION (AUGUST 2023)

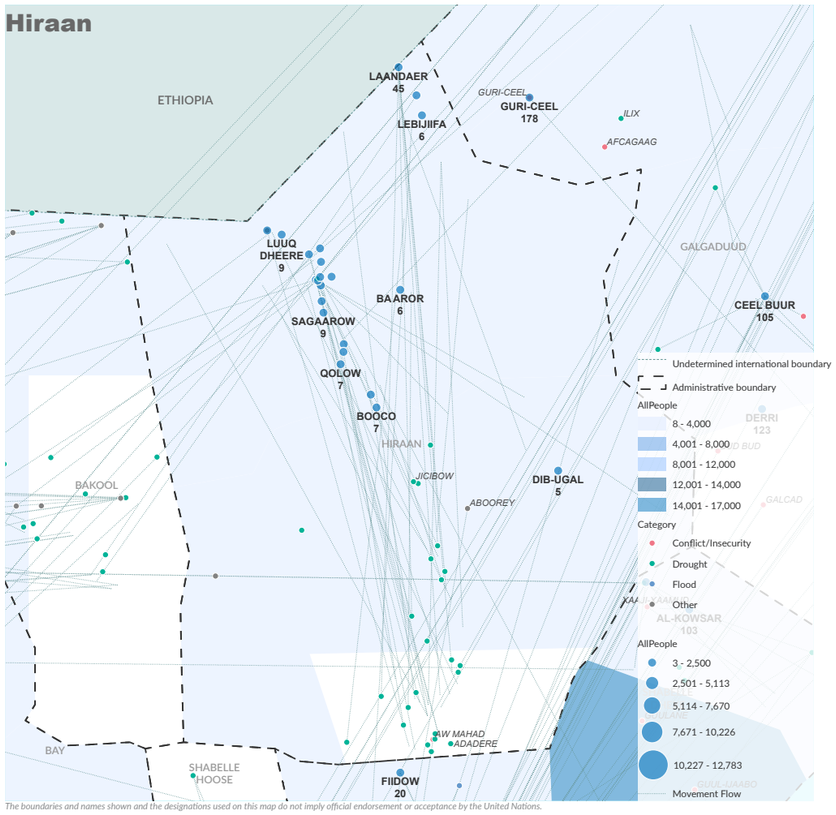

Belet Weyne district was the district with the highest recorded displacement incidents in the region (652).

234 individuals were displaced to Maxaas settlement, making it the largest displacement incident due to Conflict/Insecurity.

Bulo Burto district was the district with the second highest recorded displacement incidents in the region (234).

110 individuals were displaced to Laandaer settlement, making it the second largest displacement incident due to Drought.

NA district was the district with the third highest recorded displacement incidents in the region (0).

8 individuals were displaced to Hawo-tako settlement, making it the third largest displacement incident due to Conflict/Insecurity.

In August 2023, 1% of protection violations across Somalia were recorded in Hiraan region.

Belet Weyne district had the highest recorded percentage of protection violations across the Hiraan region (92%).

The highest recorded protection violations in the region from January to August 2023 include the following:

- Killing/Manslaughter (33%)
- Kidnapping/Abduction (26%).

Belet Weyne district was the distict with the highest number of protection violations in the region from January 2016 to August 2023 (373).

PRIORITY NEED ON ARRIVAL (AUGUST 2023 IN %)

Food	27%
Water	0%
Shelter	50%
Health	2%
Protection[4]	0%
Livelihood	20%
Transport	0%
Other	1%

[6]Protection figures are underreported due to the concerns related to the sensitivety of this topic in the context of Somalia.

This dashboard should be read in conjunction with the Notes on PRMN Methodology which outline the approach and certain limitations. More information on Somalia can be found on the UNHCR Somalia Data Portal.

Implemented by:

NRC NORWEGIAN REFUGEE COUNCIL

UNHCR is grateful for the generous contributions of donors who have directly contributed to the UNHCR Somalia operation in 2023

United Nations CERF Central Emergency Response Fund
European Union Civil Protection and Humanitarian Aid
EID CHARITY
From the People of Japan
KOICA Korea International Cooperation Agency
UNO Flüchtlingshilfe Deutschland für den UNHCR

UNHCR The UN Refugee Agency | Somalia

PROTECTION & RETURN MONITORING NETWORK (PRMN)

LOWER JUBA, SOMALIA | AUGUST 2023

	AUGUST 2023	IN 2023
# OF INCIDENTS THAT CAUSED DISPLACEMENT	767	3,647
# OF NEWLY DISPLACED POPULATION	5,197	39,225
# OF PROTECTION VIOLATIONS RECORDED[1]	34	150

[1]Some protection violations were not recorded due to security risks in some regions.

TRIGGERS OF DISPLACEMENT (AUGUST 2023 IN %)

Drought	80%
Flood	0%
Other	1%
Conflict	19%

DEMOGRAPHIC (AUGUST 2023)[3]

Girls	Boys	Women	Men	Elderly
1,714	1,722	811	692	258

[3]Disaggregated data for displaced persons are based on those displacement reports where data has been collected at household level.

PROTECTION VIOLATIONS CONCERNING CHILDREN, WOMEN AND MINORITIES (2023 IN %)

Children	Women	Minorities[2]
51%	72%	0%

[2]Members of minority clans include the Benadiri, Bantu, AUGUSTIe, Barawans, Gardere, Yakabur and Rahanweyne.

SPECIFIC NEEDS OF THOSE WHO EXPERIENCED PROTECTION VIOLATIONS (IN 2023)[4]

Child at risk	Women at risk	Disabilities	Elderly at risk	Others[5]
31%	55%	8%	2%	3%

[4]In August 2023, 26 specific needs were recorded of those individuals who experienced protection violations.
[5]Others who are at risk include the following categories family unit, specific legal and physical protection needs, unaccompanied or seperate child, pregnant or lactating, serious medical condition, single parent, SGBV and torture.
Individuals can have multiple vulnerabilities

DISPLACEMENT LOCATION (AUGUST 2023)

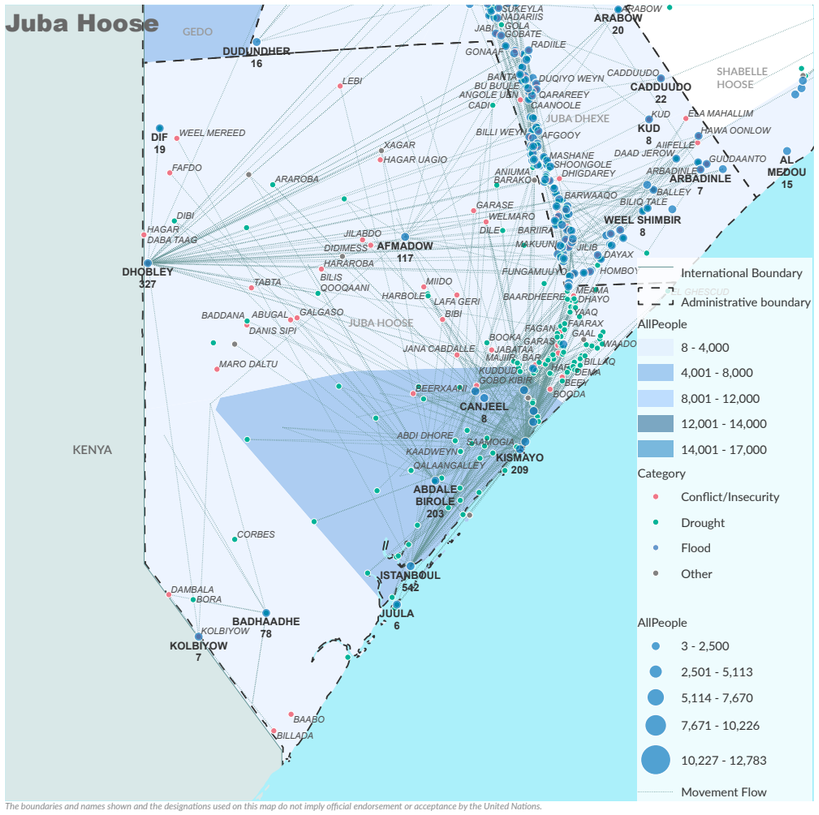

The boundaries and names shown and the designations used on this map do not imply official endorsement or acceptance by the United Nations.

Kismayo district was the district with the highest recorded displacement incidents in the region (4373).

1119 individuals were displaced to Dalxiiska settlement, making it the largest displacement incident due to Drought.

Afmadow district was the district with the second highest recorded displacement incidents in the region (723).

442 individuals were displaced to Dhobley settlement, making it the second largest displacement incident due to Drought.

Badhaadhe district was the district with the third highest recorded displacement incidents in the region (90).

180 individuals were displaced to Goob Weyn settlement, making it the third largest displacement incident due to Conflict/Insecurity.

In August 2023, 4% of protection violations across Somalia were recorded in Lower Juba region.

Afmadow district had the highest recorded percentage of protection violations across the Lower Juba region (62%).

The highest recorded protection violations in the region from January to August 2023 include the following:

- Physical Assault/Attack Not Resulting In Death (19%)
- Kidnapping/Abduction (15%).

Kismayo district was the distict with the highest number of protection violations in the region from January 2016 to August 2023 (518).

PRIORITY NEED ON ARRIVAL (AUGUST 2023 IN %)

Food	52%
Water	0%
Shelter	4%
Health	2%
Protection[4]	0%
Livelihood	39%
Transport	0%
Other	1%

[6]Protection figures are underreported due to the concerns related to the sensitivey of this topic in the context of Somalia.

This dashboard should be read in conjunction with the Notes on PRMN Methodology which outline the approach and certain limitations. More information on Somalia can be found on the UNHCR Somalia Data Portal.

Implemented by:

NRC NORWEGIAN REFUGEE COUNCIL

UNHCR is grateful for the generous contributions of donors who have directly contributed to the UNHCR Somalia operation in 2023

United Nations CERF Central Emergency Response Fund
European Union Civil Protection and Humanitarian Aid
EID CHARITY
From the People of Japan
KOICA Korea International Cooperation Agency
UNO Flüchtlingshilfe Deutschland für den UNHCR

UNHCR The UN Refugee Agency | Somalia

PROTECTION & RETURN MONITORING NETWORK (PRMN)

LOWER SHABELLE, SOMALIA | AUGUST 2023

	AUGUST 2023	IN 2023
# OF INCIDENTS THAT CAUSED DISPLACEMENT	174	772
# OF NEWLY DISPLACED POPULATION	2,235	38,986
# OF PROTECTION VIOLATIONS RECORDED[1]	157	529

[1]Some protection violations were not recorded due to security risks in some regions.

TRIGGERS OF DISPLACEMENT (AUGUST 2023 IN %)

Drought	79%
Flood	0%
Other	3%
Conflict	18%

DEMOGRAPHIC (AUGUST 2023)[3]

Girls	Boys	Women	Men	Elderly
737	741	349	298	111

[3]Disaggregated data for displaced persons are based on those displacement reports where data has been collected at household level.

PROTECTION VIOLATIONS CONCERNING CHILDREN, WOMEN AND MINORITIES (2023 IN %)

Children	Women	Minorities[2]
52%	55%	5%

[2]Members of minority clans include the Benadiri, Bantu, AUGUSTIe, Barawans, Gardere, Yakabur and Rahanweyne.

SPECIFIC NEEDS OF THOSE WHO EXPERIENCED PROTECTION VIOLATIONS (IN 2023)[4]

Child at risk	Women at risk	Disabilities	Elderly at risk	Others[5]
33%	37%	1%	6%	18%

[4]In August 2023, 290 specific needs were recorded of those individuals who experienced protection violations.
[5]Others who are at risk include the following categories family unit, specific legal and physical protection needs, unaccompanied or seperate child, pregnant or lactating, serious medical condition, single parent, SGBV and torture.
Individuals can have multiple vulnerabilities

DISPLACEMENT LOCATION (AUGUST 2023)

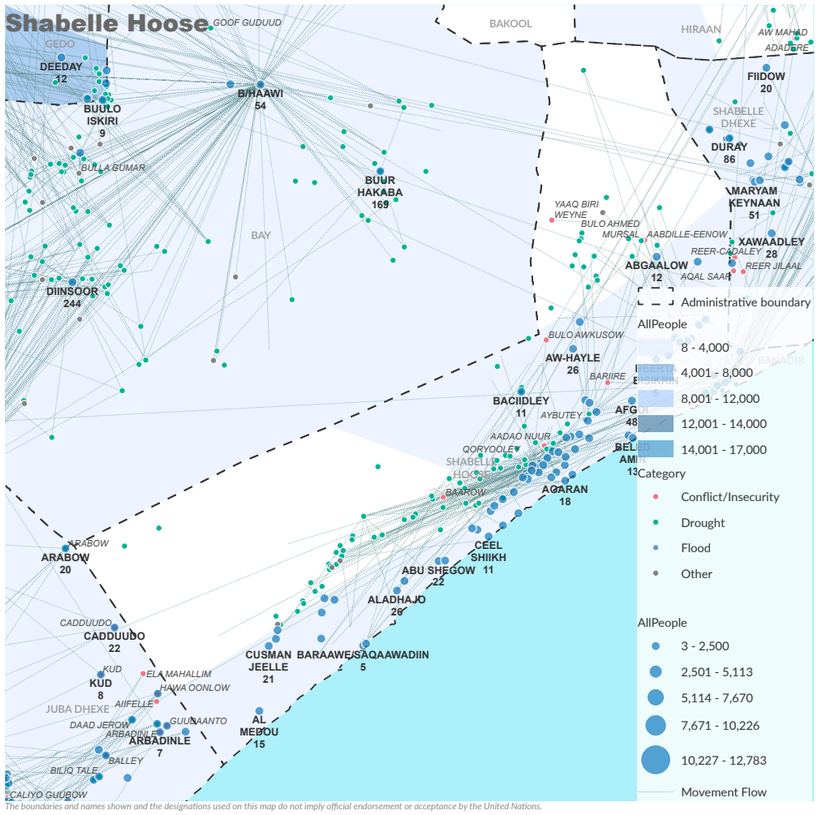

Marka district was the district with the highest recorded displacement incidents in the region (1351).

269 individuals were displaced to Aadan-Cadde/ Deegaanta settlement, making it the largest displacement incident due to Drought.

Afgooye district was the district with the second highest recorded displacement incidents in the region (410).

0 individuals were displaced to NA settlement, making it the second largest displacement incident due to NA.

Baraawe district was the district with the third highest recorded displacement incidents in the region (232).

0 individuals were displaced to NA settlement, making it the third largest displacement incident due to NA.

In August 2023, 17% of protection violations across Somalia were recorded in Lower Shabelle region.

Kurtunwaarey district had the highest recorded percentage of protection violations across the Lower Shabelle region (45%).

The highest recorded protection violations in the region from January to August 2023 include the following:

- Female Genital Mutilation (FGM) (22%)
- Physical Assault/Attack Not Resulting In Death (20%).

Marka district was the distict with the highest number of protection violations in the region from January 2016 to August 2023 (2,534).

PRIORITY NEED ON ARRIVAL (AUGUST 2023 IN %)

Food	20%
Water	0%
Shelter	14%
Health	3%
Protection[4]	2%
Livelihood	58%
Transport	0%
Other	3%

[6]Protection figures are underreported due to the concerns related to the sensitivety of this topic in the context of Somalia.

This dashboard should be read in conjunction with the Notes on PRMN Methodology which outline the approach and certain limitations. More information on Somalia can be found on the UNHCR Somalia Data Portal.

Implemented by:

NRC NORWEGIAN REFUGEE COUNCIL

UNHCR is grateful for the generous contributions of donors who have directly contributed to the UNHCR Somalia operation in 2023

United Nations CERF Central Emergency Response Fund
European Union Civil Protection and Humanitarian Aid
EID CHARITY
From the People of Japan
KOICA Korea International Cooperation Agency
UNO Flüchtlingshilfe Deutschland für den UNHCR

UNHCR The UN Refugee Agency | Somalia

PROTECTION & RETURN MONITORING NETWORK (PRMN)

MIDDLE JUBA, SOMALIA | AUGUST 2023

	AUGUST 2023	IN 2023
# OF INCIDENTS THAT CAUSED DISPLACEMENT	822	4,135
# OF NEWLY DISPLACED POPULATION	4,790	47,084
# OF PROTECTION VIOLATIONS RECORDED[1]	151	1082

[1]Some protection violations were not recorded due to security risks in some regions.

TRIGGERS OF DISPLACEMENT (AUGUST 2023 IN %)

Drought	63%
Flood	0%
Other	1%
Conflict	36%

DEMOGRAPHIC (AUGUST 2023)[3]

Girls	Boys	Women	Men	Elderly
1,580	1,587	747	638	237

[3]Disaggregated data for displaced persons are based on those displacement reports where data has been collected at household level.

PROTECTION VIOLATIONS CONCERNING CHILDREN, WOMEN AND MINORITIES (2023 IN %)

Children	Women	Minorities[2]
39%	97%	0%

[2]Members of minority clans include the Benadiri, Bantu, AUGUSTIe, Barawans, Gardere, Yakabur and Rahanweyne.

SPECIFIC NEEDS OF THOSE WHO EXPERIENCED PROTECTION VIOLATIONS (IN 2023)[4]

Child at risk	Women at risk	Disabilities	Elderly at risk	Others[5]
4%	96%	0%	0%	0%

[4]In August 2023, 419 specific needs were recorded of those individuals who experienced protection violations.
[5]Others who are at risk include the following categories family unit, specific legal and physical protection needs, unaccompanied or seperate child, pregnant or lactating, serious medical condition, single parent, SGBV and torture.
Individuals can have multiple vulnerabilities

DISPLACEMENT LOCATION (AUGUST 2023)

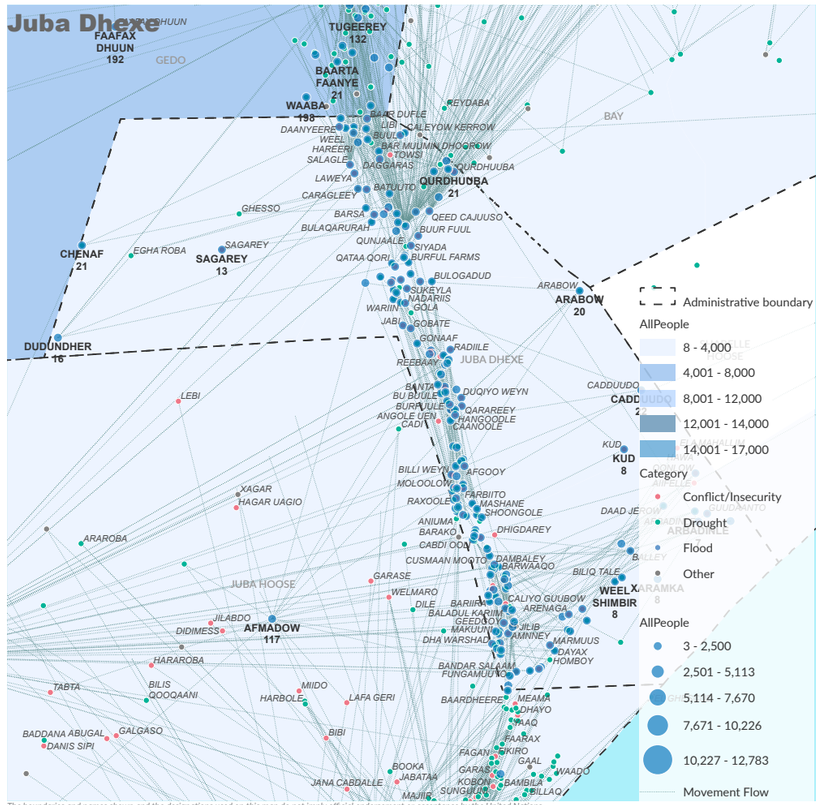

The boundaries and names shown and the designations used on this map do not imply official endorsement or acceptance by the United Nations.

Saakow district was the district with the highest recorded displacement incidents in the region (3474).

1885 individuals were displaced to Saakow settlement, making it the largest displacement incident due to Drought.

Jilib district was the district with the second highest recorded displacement incidents in the region (665).

26 individuals were displaced to Anole settlement, making it the second largest displacement incident due to Conflict/Insecurity.

Bu'aale district was the district with the third highest recorded displacement incidents in the region (651).

25 individuals were displaced to Saakow settlement, making it the third largest displacement incident due to Other.

In August 2023, 17% of protection violations across Somalia were recorded in Middle Juba region.

Saakow district had the highest recorded percentage of protection violations across the Middle Juba region (37%).

The highest recorded protection violations in the region from January to August 2023 include the following:

- Physical Assault/Attack Not Resulting In Death (93%)
- Domestic Violence (2%).

Bu'aale district was the distict with the highest number of protection violations in the region from January 2016 to August 2023 (639).

PRIORITY NEED ON ARRIVAL (AUGUST 2023 IN %)

Food	87%
Water	0%
Shelter	10%
Health	0%
Protection[4]	0%
Livelihood	0%
Transport	0%
Other	3%

[6]Protection figures are underreported due to the concerns related to the sensitivey of this topic in the context of Somalia.

This dashboard should be read in conjunction with the Notes on PRMN Methodology which outline the approach and certain limitations. More information on Somalia can be found on the UNHCR Somalia Data Portal.

Implemented by: NRC NORWEGIAN REFUGEE COUNCIL

UNHCR is grateful for the generous contributions of donors who have directly contributed to the UNHCR Somalia operation in 2023

United Nations CERF Central Emergency Response Fund
European Union Civil Protection and Humanitarian Aid
EID CHARITY
From the People of Japan
KOICA Korea International Cooperation Agency
UNO Flüchtlingshilfe Deutschland für den UNHCR

UNHCR The UN Refugee Agency | Somalia

PROTECTION & RETURN MONITORING NETWORK (PRMN)

MIDDLE SHABELLE, SOMALIA | AUGUST 2023

	AUGUST 2023	IN 2023
# OF INCIDENTS THAT CAUSED DISPLACEMENT	154	872
# OF NEWLY DISPLACED POPULATION	1,042	32,410
# OF PROTECTION VIOLATIONS RECORDED[1]	39	222

[1]Some protection violations were not recorded due to security risks in some regions.

TRIGGERS OF DISPLACEMENT (AUGUST 2023 IN %)

Drought	53%
Flood	3%
Other	0%
Conflict	44%

DEMOGRAPHIC (AUGUST 2023)[3]

Girls	Boys	Women	Men	Elderly
344	345	163	139	52

[3]Disaggregated data for displaced persons are based on those displacement reports where data has been collected at household level.

PROTECTION VIOLATIONS CONCERNING CHILDREN, WOMEN AND MINORITIES (2023 IN %)

Children	Women	Minorities[2]
47%	63%	3%

[2]Members of minority clans include the Benadiri, Bantu, AUGUSTIe, Barawans, Gardere, Yakabur and Rahanweyne.

SPECIFIC NEEDS OF THOSE WHO EXPERIENCED PROTECTION VIOLATIONS (IN 2023)[4]

Child at risk	Women at risk	Disabilities	Elderly at risk	Others[5]
10%	77%	2%	3%	5%

[4]In August 2023, 179 specific needs were recorded of those individuals who experienced protection violations.
[5]Others who are at risk include the following categories family unit, specific legal and physical protection needs, unaccompanied or seperate child, pregnant or lactating, serious medical condition, single parent, SGBV and torture.
Individuals can have multiple vulnerabilities

DISPLACEMENT LOCATION (AUGUST 2023)

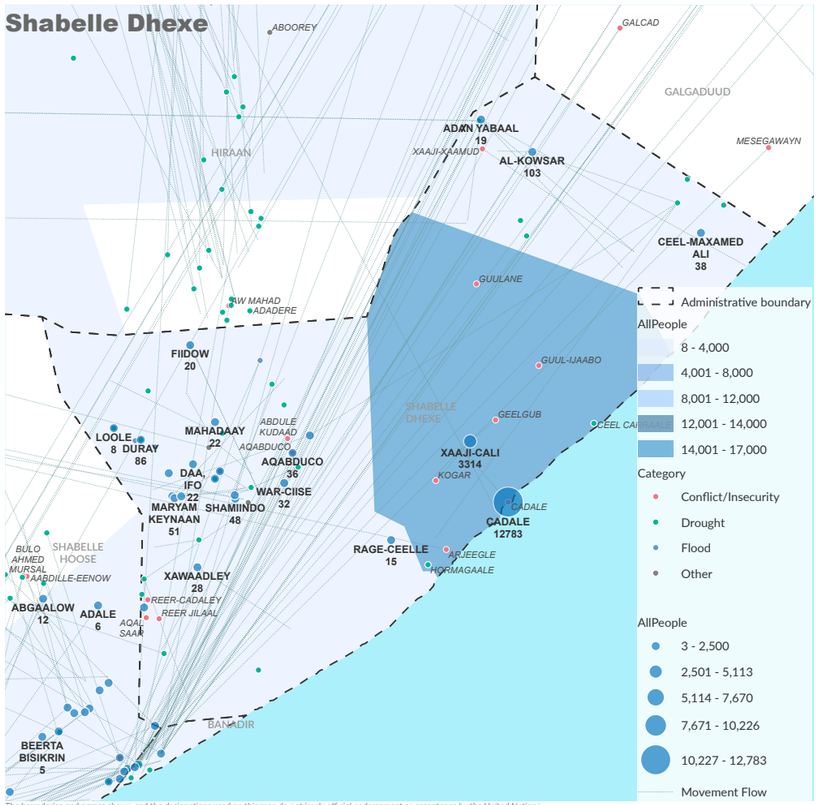

The boundaries and names shown and the designations used on this map do not imply official endorsement or acceptance by the United Nations.

Jowhar district was the district with the highest recorded displacement incidents in the region (466).

99 individuals were displaced to Adan Yabaal settlement, making it the largest displacement incident due to Conflict/Insecurity.

Adan Yabaal district was the district with the second highest recorded displacement incidents in the region (245).

65 individuals were displaced to Al-Kowsar settlement, making it the second largest displacement incident due to Drought.

Balcad district was the district with the third highest recorded displacement incidents in the region (183).

65 individuals were displaced to Biyo-Cado settlement, making it the third largest displacement incident due to Conflict/Insecurity.

In August 2023, 4% of protection violations across Somalia were recorded in Middle Shabelle region.

Jowhar district had the highest recorded percentage of protection violations across the Middle Shabelle region (51%).

The highest recorded protection violations in the region from January to August 2023 include the following:

- Female Genital Mutilation (FGM) (40%)
- Killing/Manslaughter (37%).

Jowhar district was the distict with the highest number of protection violations in the region from January 2016 to August 2023 (801).

PRIORITY NEED ON ARRIVAL (AUGUST 2023 IN %)

Food	53%
Water	0%
Shelter	5%
Health	1%
Protection[4]	34%
Livelihood	5%
Transport	0%
Other	2%

[6]Protection figures are underreported due to the concerns related to the sensitivey of this topic in the context of Somalia.

This dashboard should be read in conjunction with the Notes on PRMN Methodology which outline the approach and certain limitations. More information on Somalia can be found on the UNHCR Somalia Data Portal.

Implemented by:

NRC NORWEGIAN REFUGEE COUNCIL

UNHCR is grateful for the generous contributions of donors who have directly contributed to the UNHCR Somalia operation in 2023

United Nations CERF Central Emergency Response Fund
European Union Civil Protection and Humanitarian Aid
EID CHARITY
From the People of Japan
KOICA Korea International Cooperation Agency
UNO Flüchtlingshilfe Deutschland für den UNHCR

UNHCR The UN Refugee Agency | Somalia

PROTECTION & RETURN MONITORING NETWORK (PRMN)

MUDUG, SOMALIA | AUGUST 2023

	AUGUST 2023	IN 2023
# OF INCIDENTS THAT CAUSED DISPLACEMENT	161	831
# OF NEWLY DISPLACED POPULATION	827	35,324
# OF PROTECTION VIOLATIONS RECORDED[1]	41	270

[1]Some protection violations were not recorded due to security risks in some regions.

TRIGGERS OF DISPLACEMENT (AUGUST 2023 IN %)

Drought	84%
Flood	0%
Other	16%
Conflict	0%

DEMOGRAPHIC (AUGUST 2023)[3]

Girls	Boys	Women	Men	Elderly
273	274	129	110	41

[3]Disaggregated data for displaced persons are based on those displacement reports where data has been collected at household level.

PROTECTION VIOLATIONS CONCERNING CHILDREN, WOMEN AND MINORITIES (2023 IN %)

Children	Women	Minorities[2]
0%	100%	0%

[2]Members of minority clans include the Benadiri, Bantu, AUGUSTIe, Barawans, Gardere, Yakabur and Rahanweyne.

SPECIFIC NEEDS OF THOSE WHO EXPERIENCED PROTECTION VIOLATIONS (IN 2023)[4]

Child at risk	Women at risk	Disabilities	Elderly at risk	Others[5]
0%	97%	2%	0%	1%

[4]In August 2023, 77 specific needs were recorded of those individuals who experienced protection violations.
[5]Others who are at risk include the following categories family unit, specific legal and physical protection needs, unaccompanied or seperate child, pregnant or lactating, serious medical condition, single parent, SGBV and torture. Individuals can have multiple vulnerabilities

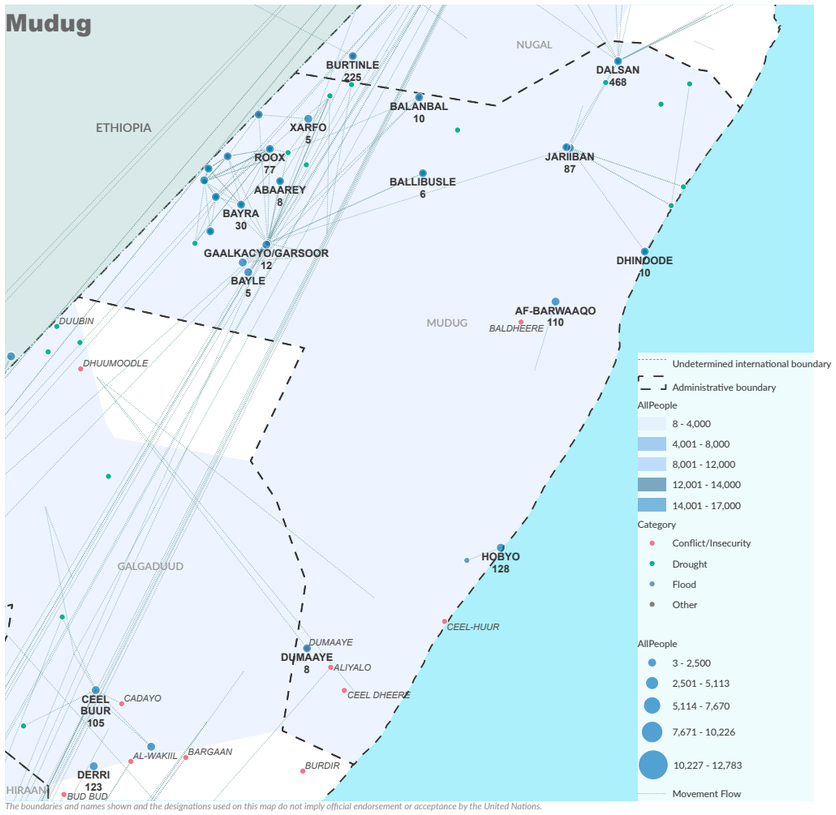

Galdogob district was the district with the highest recorded displacement incidents in the region (410).

146 individuals were displaced to Galdogob settlement, making it the largest displacement incident due to Drought.

Gaalkacyo district was the district with the second highest recorded displacement incidents in the region (339).

208 individuals were displaced to Gaalkacyo settlement, making it the second largest displacement incident due to Drought.

Jariiban district was the district with the third highest recorded displacement incidents in the region (78).

18 individuals were displaced to Jariiban settlement, making it the third largest displacement incident due to Drought.

In August 2023, 5% of protection violations across Somalia were recorded in Mudug region.

Gaalkacyo district had the highest recorded percentage of protection violations across the Mudug region (68%).

The highest recorded protection violations in the region from January to August 2023 include the following:

- Domestic Violence (99%)
- Torture (1%).

Gaalkacyo district was the distict with the highest number of protection violations in the region from January 2016 to August 2023 (3,895).

PRIORITY NEED ON ARRIVAL (AUGUST 2023 IN %)

Food	21%
Water	1%
Shelter	12%
Health	12%
Protection[4]	0%
Livelihood	25%
Transport	2%
Other	28%

[6]Protection figures are underreported due to the concerns related to the sensitivey of this topic in the context of Somalia.

This dashboard should be read in conjunction with the Notes on PRMN Methodology which outline the approach and certain limitations. More information on Somalia can be found on the UNHCR Somalia Data Portal.

Implemented by: NRC NORWEGIAN REFUGEE COUNCIL

UNHCR is grateful for the generous contributions of donors who have directly contributed to the UNHCR Somalia operation in 2023

United Nations CERF Central Emergency Response Fund
European Union Civil Protection and Humanitarian Aid
EID CHARITY
From the People of Japan
KOICA Korea International Cooperation Agency
UNO Flüchtlingshilfe Deutschland für den UNHCR

UNHCR The UN Refugee Agency | Somalia

PROTECTION & RETURN MONITORING NETWORK (PRMN)

NUGAAL, SOMALIA | AUGUST 2023

	AUGUST 2023	IN 2023
# OF INCIDENTS THAT CAUSED DISPLACEMENT	164	297
# OF NEWLY DISPLACED POPULATION	6,236	140,952
# OF PROTECTION VIOLATIONS RECORDED[1]	7	40

[1]Some protection violations were not recorded due to security risks in some regions.

TRIGGERS OF DISPLACEMENT (AUGUST 2023 IN %)

Drought	8%
Flood	0%
Other	72%
Conflict	20%

DEMOGRAPHIC (AUGUST 2023)[3]

Girls	Boys	Women	Men	Elderly
2,057	2,066	973	831	309

[3]Disaggregated data for displaced persons are based on those displacement reports where data has been collected at household level.

PROTECTION VIOLATIONS CONCERNING CHILDREN, WOMEN AND MINORITIES (2023 IN %)

Children	Women	Minorities[2]
30%	80%	0%

[2]Members of minority clans include the Benadiri, Bantu, AUGUSTIe, Barawans, Gardere, Yakabur and Rahanweyne.

SPECIFIC NEEDS OF THOSE WHO EXPERIENCED PROTECTION VIOLATIONS (IN 2023)[4]

Child at risk	Women at risk	Disabilities	Elderly at risk	Others[5]
16%	47%	18%	6%	7%

[4]In August 2023, 70 specific needs were recorded of those individuals who experienced protection violations.
[5]Others who are at risk include the following categories family unit, specific legal and physical protection needs, unaccompanied or seperate child, pregnant or lactating, serious medical condition, single parent, SGBV and torture.
Individuals can have multiple vulnerabilities

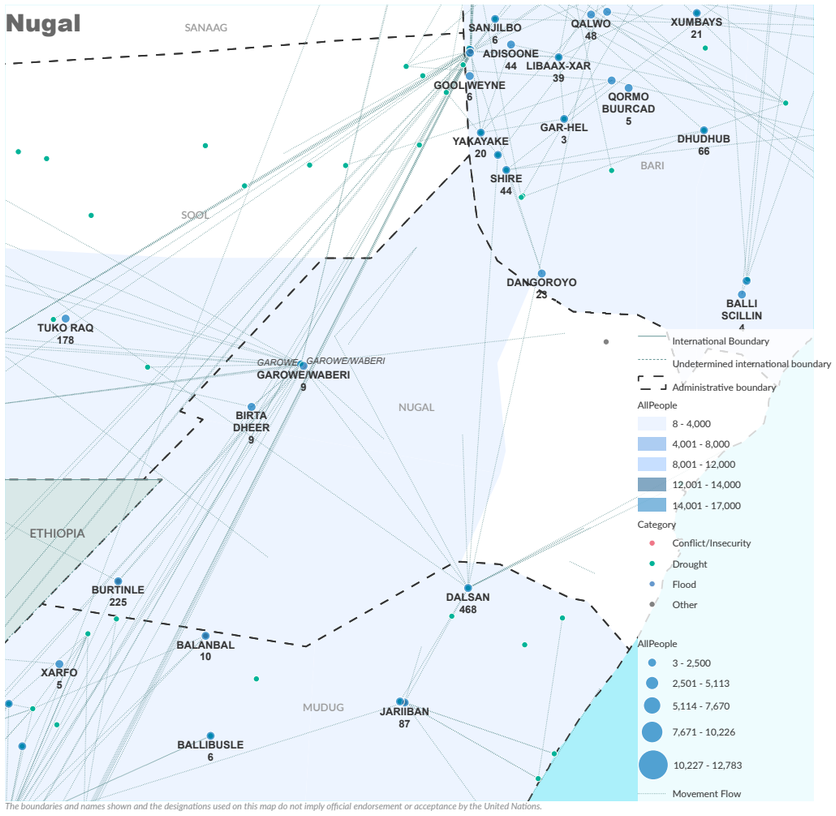

The boundaries and names shown and the designations used on this map do not imply official endorsement or acceptance by the United Nations.

Garoowe district was the district with the highest recorded displacement incidents in the region (4263).

1042 individuals were displaced to Garowe settlement, making it the largest displacement incident due to Other.

Eyl district was the district with the second highest recorded displacement incidents in the region (838).

634 individuals were displaced to Garowe/ Waberi settlement, making it the second largest displacement incident due to Conflict/Insecurity.

Qardho district was the district with the third highest recorded displacement incidents in the region (568).

585 individuals were displaced to Qardho settlement, making it the third largest displacement incident due to Conflict/Insecurity.

In August 2023, 1% of protection violations across Somalia were recorded in Nugaal region.

Garoowe district had the highest recorded percentage of protection violations across the Nugaal region (86%).

The highest recorded protection violations in the region from January to August 2023 include the following:

- Harassment (18%)
- Domestic Violence (13%).

Garoowe district was the distict with the highest number of protection violations in the region from January 2016 to August 2023 (975).

PRIORITY NEED ON ARRIVAL (AUGUST 2023 IN %)

Food	37%
Water	2%
Shelter	5%
Health	4%
Protection[4]	2%
Livelihood	44%
Transport	0%
Other	6%

[6]Protection figures are underreported due to the concerns related to the sensitivey of this topic in the context of Somalia.

This dashboard should be read in conjunction with the Notes on PRMN Methodology which outline the approach and certain limitations. More information on Somalia can be found on the UNHCR Somalia Data Portal.

Implemented by:

NRC NORWEGIAN REFUGEE COUNCIL

UNHCR is grateful for the generous contributions of donors who have directly contributed to the UNHCR Somalia operation in 2023

United Nations CERF Central Emergency Response Fund
European Union Civil Protection and Humanitarian Aid
EID CHARITY
From the People of Japan
KOICA Korea International Cooperation Agency
UNO Flüchtlingshilfe Deutschland für den UNHCR

UNHCR The UN Refugee Agency | Somalia

PROTECTION & RETURN MONITORING NETWORK (PRMN)

SANAAG, SOMALIA | AUGUST 2023

	AUGUST 2023	IN 2023
# OF INCIDENTS THAT CAUSED DISPLACEMENT	4	15
# OF NEWLY DISPLACED POPULATION	12,176	14,607
# OF PROTECTION VIOLATIONS RECORDED[1]	7	8

[1]Some protection violations were not recorded due to security risks in some regions.

TRIGGERS OF DISPLACEMENT (AUGUST 2023 IN %)

Drought	0%
Flood	0%
Other	4%
Conflict	96%

DEMOGRAPHIC (AUGUST 2023)[3]

Girls	Boys	Women	Men	Elderly
4,016	4,035	1,900	1,622	603

[3]Disaggregated data for displaced persons are based on those displacement reports where data has been collected at household level.

PROTECTION VIOLATIONS CONCERNING CHILDREN, WOMEN AND MINORITIES (2023 IN %)

Children	Women	Minorities[2]
38%	63%	0%

[2]Members of minority clans include the Benadiri, Bantu, AUGUSTIe, Barawans, Gardere, Yakabur and Rahanweyne.

SPECIFIC NEEDS OF THOSE WHO EXPERIENCED PROTECTION VIOLATIONS (IN 2023)[4]

Child at risk	Women at risk	Disabilities	Elderly at risk	Others[5]
0%	100%	0%	0%	0%

[4]In August 2023, 27 specific needs were recorded of those individuals who experienced protection violations.
[5]Others who are at risk include the following categories family unit, specific legal and physical protection needs, unaccompanied or seperate child, pregnant or lactating, serious medical condition, single parent, SGBV and torture.
Individuals can have multiple vulnerabilities

Sanaag

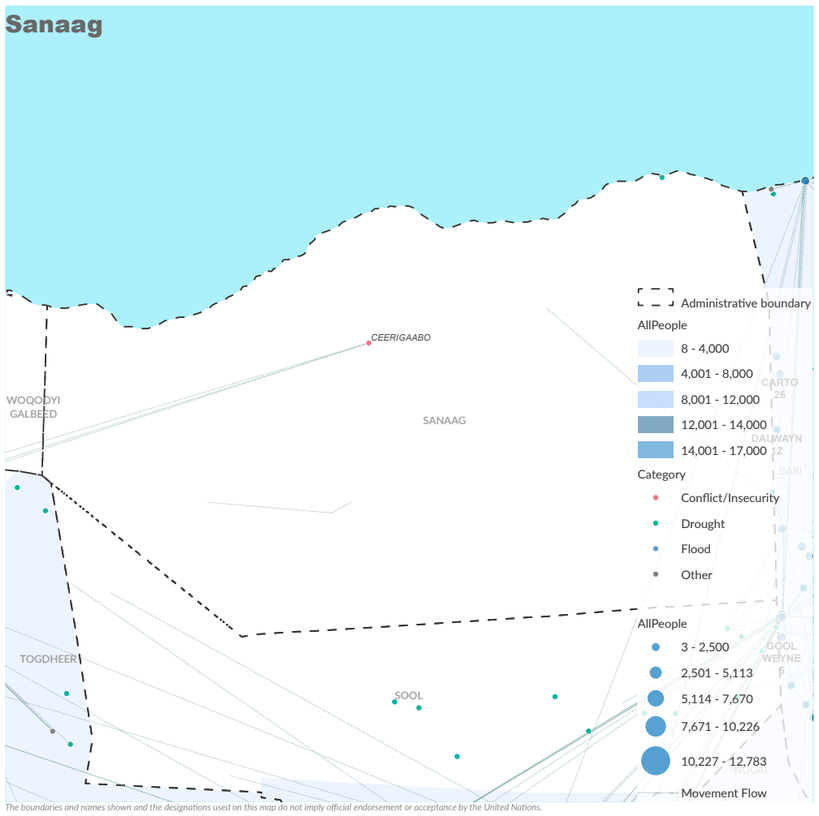

The boundaries and names shown and the designations used on this map do not imply official endorsement or acceptance by the United Nations.

Ceel Afweyn district was the district with the highest recorded displacement incidents in the region (11700).

10500 individuals were displaced to Badhi Galis Satellite settlement, making it the largest displacement incident due to Conflict/Insecurity.

Badhan district was the district with the second highest recorded displacement incidents in the region (476).

256 individuals were displaced to Ceelbuh settlement, making it the second largest displacement incident due to Other.

NA district was the district with the third highest recorded displacement incidents in the region (0).

0 individuals were displaced to NA settlement, making it the third largest displacement incident due to NA.

In August 2023, 1% of protection violations across Somalia were recorded in Sanaag region.

Ceel Afweyn district had the highest recorded percentage of protection violations across the Sanaag region (86%).

The highest recorded protection violations in the region from January to August 2023 include the following:

- Rape (63%)
- Killing/Manslaughter (13%).

Ceel Afweyn district was the distict with the highest number of protection violations in the region from January 2016 to August 2023 (473).

PRIORITY NEED ON ARRIVAL (AUGUST 2023 IN %)

Food	0%
Water	0%
Shelter	0%
Health	0%
Protection[4]	10%
Livelihood	88%
Transport	0%
Other	2%

[6]Protection figures are underreported due to the concerns related to the sensitivey of this topic in the context of Somalia.

This dashboard should be read in conjunction with the Notes on PRMN Methodology which outline the approach and certain limitations. More information on Somalia can be found on the UNHCR Somalia Data Portal.

Implemented by:

NRC NORWEGIAN REFUGEE COUNCIL

UNHCR is grateful for the generous contributions of donors who have directly contributed to the UNHCR Somalia operation in 2023

United Nations CERF Central Emergency Response Fund
European Union Civil Protection and Humanitarian Aid
EID CHARITY
From the People of Japan
KOICA Korea International Cooperation Agency
UNO Flüchtlingshilfe Deutschland für den UNHCR

UNHCR The UN Refugee Agency | Somalia

PROTECTION & RETURN MONITORING NETWORK (PRMN)

SOOL, SOMALIA | AUGUST 2023

	AUGUST 2023	IN 2023
# OF INCIDENTS THAT CAUSED DISPLACEMENT	3	136
# OF NEWLY DISPLACED POPULATION	54	41,592
# OF PROTECTION VIOLATIONS RECORDED[1]	31	516

[1]Some protection violations were not recorded due to security risks in some regions.

TRIGGERS OF DISPLACEMENT (AUGUST 2023 IN %)

Drought	100%
Flood	0%
Other	0%
Conflict	0%

DEMOGRAPHIC (AUGUST 2023)[3]

Girls	Boys	Women	Men	Elderly
18	18	8	7	3

[3]Disaggregated data for displaced persons are based on those displacement reports where data has been collected at household level.

PROTECTION VIOLATIONS CONCERNING CHILDREN, WOMEN AND MINORITIES (2023 IN %)

Children	Women	Minorities[2]
14%	50%	0%

[2]Members of minority clans include the Benadiri, Bantu, AUGUSTIe, Barawans, Gardere, Yakabur and Rahanweyne.

SPECIFIC NEEDS OF THOSE WHO EXPERIENCED PROTECTION VIOLATIONS (IN 2023)[4]

Child at risk	Women at risk	Disabilities	Elderly at risk	Others[5]
7%	40%	0%	3%	46%

[4]In August 2023, 38 specific needs were recorded of those individuals who experienced protection violations.
[5]Others who are at risk include the following categories family unit, specific legal and physical protection needs, unaccompanied or seperate child, pregnant or lactating, serious medical condition, single parent, SGBV and torture. Individuals can have multiple vulnerabilities

DISPLACEMENT LOCATION (AUGUST 2023)

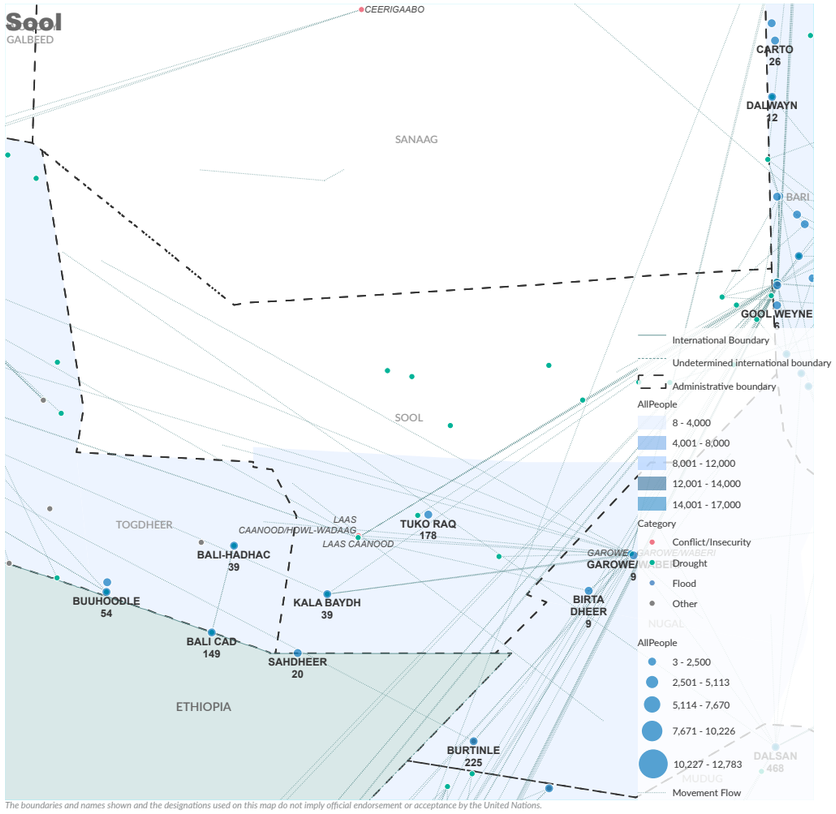

The boundaries and names shown and the designations used on this map do not imply official endorsement or acceptance by the United Nations.

Laas Caanood district was the district with the highest recorded displacement incidents in the region (54).

54 individuals were displaced to Kala Baydh settlement, making it the largest displacement incident due to Drought.

NA district was the district with the second highest recorded displacement incidents in the region (0).

0 individuals were displaced to NA settlement, making it the second largest displacement incident due to NA.

NA district was the district with the third highest recorded displacement incidents in the region (0).

0 individuals were displaced to NA settlement, making it the third largest displacement incident due to NA.

In August 2023, 3% of protection violations across Somalia were recorded in Sool region.

Laas Caanood district had the highest recorded percentage of protection violations across the Sool region (77%).

The highest recorded protection violations in the region from January to August 2023 include the following:

- Physical Assault/Attack Not Resulting In Death (47%)
- Killing/Manslaughter (18%).

Laas Caanood district was the distict with the highest number of protection violations in the region from January 2016 to August 2023 (2,321).

PRIORITY NEED ON ARRIVAL (AUGUST 2023 IN %)

Food	28%
Water	0%
Shelter	0%
Health	0%
Protection[4]	0%
Livelihood	72%
Transport	0%
Other	0%

[6]Protection figures are underreported due to the concerns related to the sensitivety of this topic in the context of Somalia.

This dashboard should be read in conjunction with the Notes on PRMN Methodology which outline the approach and certain limitations. More information on Somalia can be found on the UNHCR Somalia Data Portal.

Implemented by: NRC NORWEGIAN REFUGEE COUNCIL

UNHCR is grateful for the generous contributions of donors who have directly contributed to the UNHCR Somalia operation in 2023

United Nations CERF Central Emergency Response Fund
European Union Civil Protection and Humanitarian Aid
EID CHARITY
From the People of Japan
KOICA Korea International Cooperation Agency
UNO Flüchtlingshilfe Deutschland für den UNHCR

UNHCR The UN Refugee Agency | Somalia

PROTECTION & RETURN MONITORING NETWORK (PRMN)

TOGDHEER, SOMALIA | AUGUST 2023

	AUGUST 2023	IN 2023
# OF INCIDENTS THAT CAUSED DISPLACEMENT	51	495
# OF NEWLY DISPLACED POPULATION	393	52,756
# OF PROTECTION VIOLATIONS RECORDED[1]	46	289

[1]Some protection violations were not recorded due to security risks in some regions.

TRIGGERS OF DISPLACEMENT (AUGUST 2023 IN %)

Drought	68%
Flood	0%
Other	32%
Conflict	0%

DEMOGRAPHIC (AUGUST 2023)[3]

Girls	Boys	Women	Men	Elderly
130	130	61	52	19

[3]Disaggregated data for displaced persons are based on those displacement reports where data has been collected at household level.

PROTECTION VIOLATIONS CONCERNING CHILDREN, WOMEN AND MINORITIES (2023 IN %)

Children	Women	Minorities[2]
13%	90%	0%

[2]Members of minority clans include the Benadiri, Bantu, AUGUSTIe, Barawans, Gardere, Yakabur and Rahanweyne.

SPECIFIC NEEDS OF THOSE WHO EXPERIENCED PROTECTION VIOLATIONS (IN 2023)[4]

Child at risk	Women at risk	Disabilities	Elderly at risk	Others[5]
5%	87%	0%	0%	8%

[4]In August 2023, 89 specific needs were recorded of those individuals who experienced protection violations.
[5]Others who are at risk include the following categories family unit, specific legal and physical protection needs, unaccompanied or seperate child, pregnant or lactating, serious medical condition, single parent, SGBV and torture.
Individuals can have multiple vulnerabilities

DISPLACEMENT LOCATION (AUGUST 2023)

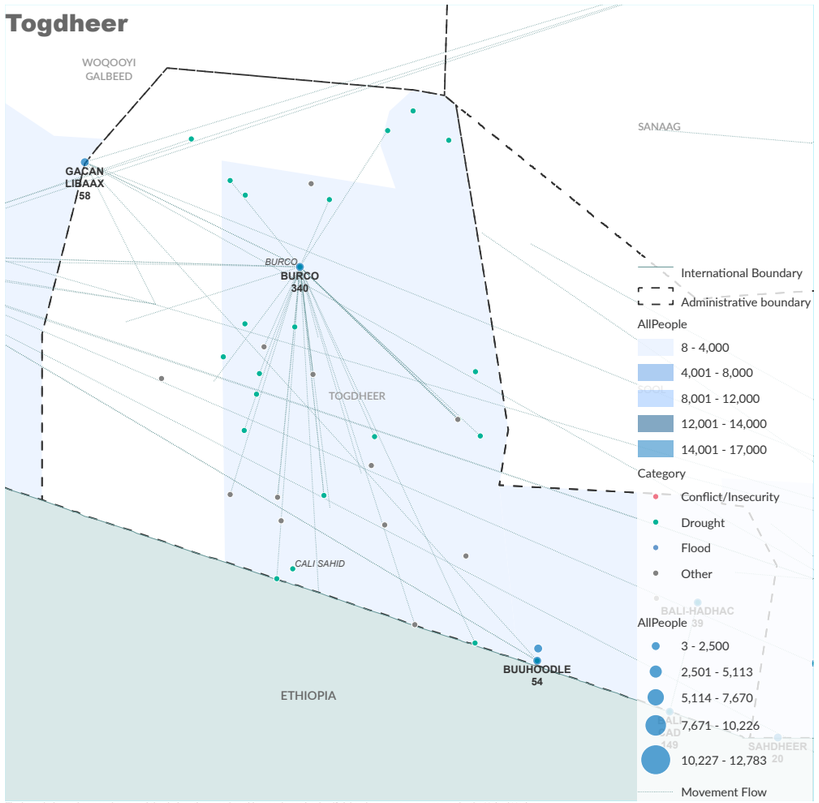

Burco district was the district with the highest recorded displacement incidents in the region (315).

208 individuals were displaced to Burco settlement, making it the largest displacement incident due to Drought.

Buuhoodle district was the district with the second highest recorded displacement incidents in the region (78).

107 individuals were displaced to Burco settlement, making it the second largest displacement incident due to Other.

NA district was the district with the third highest recorded displacement incidents in the region (0).

38 individuals were displaced to Bali Cad settlement, making it the third largest displacement incident due to Drought.

In August 2023, 5% of protection violations across Somalia were recorded in Togdheer region.

Burco district had the highest recorded percentage of protection violations across the Togdheer region (50%).

The highest recorded protection violations in the region from January to August 2023 include the following:

- Domestic Violence (63%)
- Physical Assault/Attack Not Resulting In Death (15%).

Burco district was the distict with the highest number of protection violations in the region from January 2016 to August 2023 (696).

PRIORITY NEED ON ARRIVAL (AUGUST 2023 IN %)

Food	32%
Water	0%
Shelter	16%
Health	10%
Protection[4]	10%
Livelihood	26%
Transport	0%
Other	0%

[6]Protection figures are underreported due to the concerns related to the sensitivey of this topic in the context of Somalia.

This dashboard should be read in conjunction with the Notes on PRMN Methodology which outline the approach and certain limitations. More information on Somalia can be found on the UNHCR Somalia Data Portal.

Implemented by:

NRC NORWEGIAN REFUGEE COUNCIL

UNHCR is grateful for the generous contributions of donors who have directly contributed to the UNHCR Somalia operation in 2023

United Nations CERF Central Emergency Response Fund
European Union Civil Protection and Humanitarian Aid
EID CHARITY
From the People of Japan
KOICA Korea International Cooperation Agency
UNO Flüchtlingshilfe Deutschland für den UNHCR

UNHCR The UN Refugee Agency | Somalia

PROTECTION & RETURN MONITORING NETWORK (PRMN)

WOQOOYI GALBEED, SOMALIA | AUGUST 2023

	AUGUST 2023	IN 2023
# OF INCIDENTS THAT CAUSED DISPLACEMENT	30	322
# OF NEWLY DISPLACED POPULATION	169	1,707
# OF PROTECTION VIOLATIONS RECORDED[1]	82	587

[1]Some protection violations were not recorded due to security risks in some regions.

TRIGGERS OF DISPLACEMENT (AUGUST 2023 IN %)

Drought	33%
Flood	0%
Other	10%
Conflict	57%

DEMOGRAPHIC (AUGUST 2023)[3]

Girls	Boys	Women	Men	Elderly
56	56	26	23	8

[3]Disaggregated data for displaced persons are based on those displacement reports where data has been collected at household level.

PROTECTION VIOLATIONS CONCERNING CHILDREN, WOMEN AND MINORITIES (2023 IN %)

Children	Women	Minorities[2]
10%	92%	0%

[2]Members of minority clans include the Benadiri, Bantu, AUGUSTIe, Barawans, Gardere, Yakabur and Rahanweyne.

SPECIFIC NEEDS OF THOSE WHO EXPERIENCED PROTECTION VIOLATIONS (IN 2023)[4]

Child at risk	Women at risk	Disabilities	Elderly at risk	Others[5]
14%	85%	0%	0%	1%

[4]In August 2023, 104 specific needs were recorded of those individuals who experienced protection violations.
[5]Others who are at risk include the following categories family unit, specific legal and physical protection needs, unaccompanied or seperate child, pregnant or lactating, serious medical condition, single parent, SGBV and torture.
Individuals can have multiple vulnerabilities

DISPLACEMENT LOCATION (AUGUST 2023)

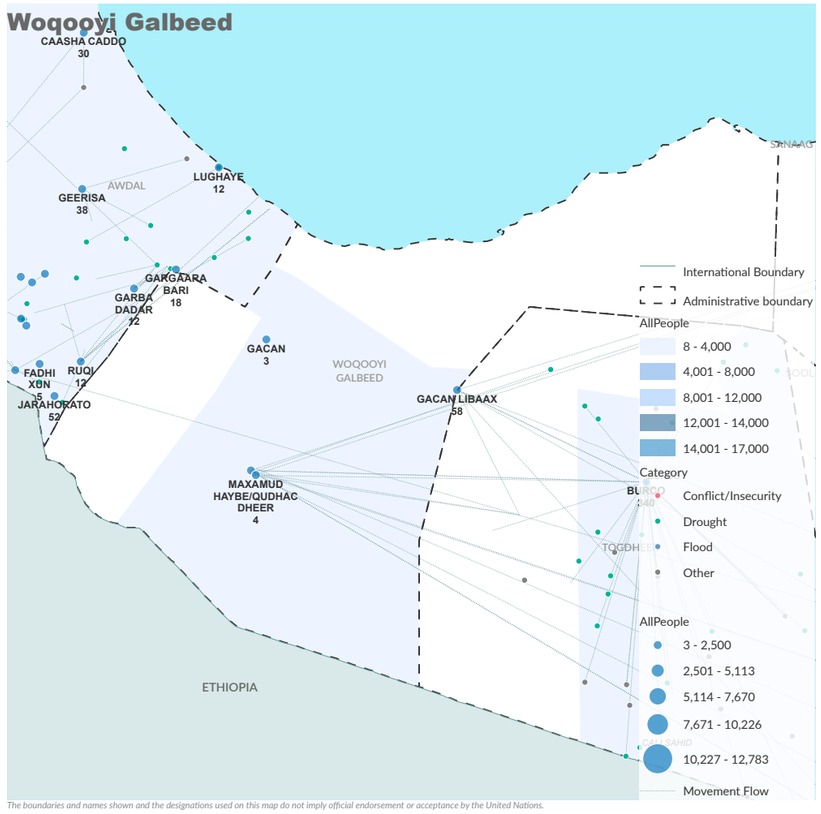

The boundaries and names shown and the designations used on this map do not imply official endorsement or acceptance by the United Nations.

Hargeysa district was the district with the highest recorded displacement incidents in the region (169).

39 individuals were displaced to 26-Jun settlement, making it the largest displacement incident due to Conflict/Insecurity.

0 district was the district with the second highest recorded displacement incidents in the region (0).

17 individuals were displaced to 26-Jun settlement, making it the second largest displacement incident due to Drought.

NA district was the district with the third highest recorded displacement incidents in the region (0).

12 individuals were displaced to Axmed Dhagax/ Sheik Muse Duca settlement, making it the third largest displacement incident due to Other.

In August 2023, 9% of protection violations across Somalia were recorded in Woqooyi Galbeed region.

Hargeysa district had the highest recorded percentage of protection violations across the Woqooyi Galbeed region (100%).

The highest recorded protection violations in the region from January to August 2023 include the following:

- Domestic Violence (48%)
- Physical Assault/Attack Not Resulting In Death (25%).

Hargeysa district was the distict with the highest number of protection violations in the region from January 2016 to August 2023 (9,507).

PRIORITY NEED ON ARRIVAL (AUGUST 2023 IN %)

Food	30%
Water	15%
Shelter	0%
Health	0%
Protection[4]	7%
Livelihood	48%
Transport	0%
Other	0%

[6]Protection figures are underreported due to the concerns related to the sensitivety of this topic in the context of Somalia.

This dashboard should be read in conjunction with the Notes on PRMN Methodology which outline the approach and certain limitations. More information on Somalia can be found on the UNHCR Somalia Data Portal.

Implemented by:

NRC NORWEGIAN REFUGEE COUNCIL

UNHCR is grateful for the generous contributions of donors who have directly contributed to the UNHCR Somalia operation in 2023

United Nations CERF Central Emergency Response Fund
European Union Civil Protection and Humanitarian Aid
EID CHARITY
From the People of Japan
KOICA Korea International Cooperation Agency
UNO Flüchtlingshilfe Deutschland für den UNHCR