



Tanzania Refugee Population Update

as of 31 August 2023



Key Figures

250,522*
Population of Concern

83.7% 209,645 Living in camps

7.6% 19,100 Living in settlements

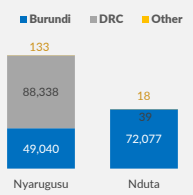
8.6% 21,507 Living in villages

0.1% 270 Living in urban area

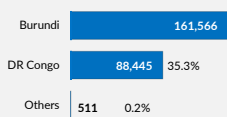
84% 210,882 Refugees

16% 39,640 Asylum-seekers

Camp-based population by country of origin



Country of origin

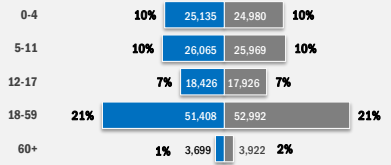


Age and Gender

55%
0-17 Children

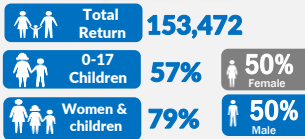
3%
80+ Older People

Age (Years)



Durable Solutions

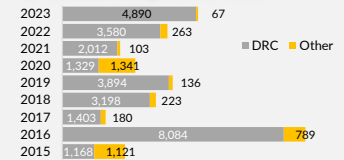
Voluntary return of Burundian refugees, 2017-2023



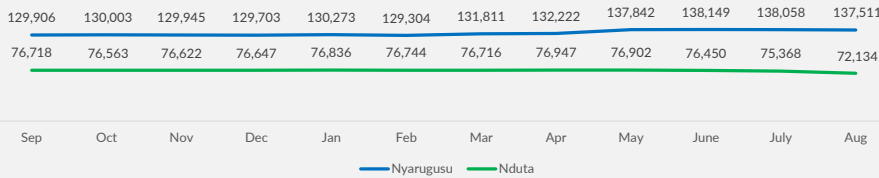
Local integration

162,000 former Burundian refugees (1972) granted citizenship by the Government of Tanzania.

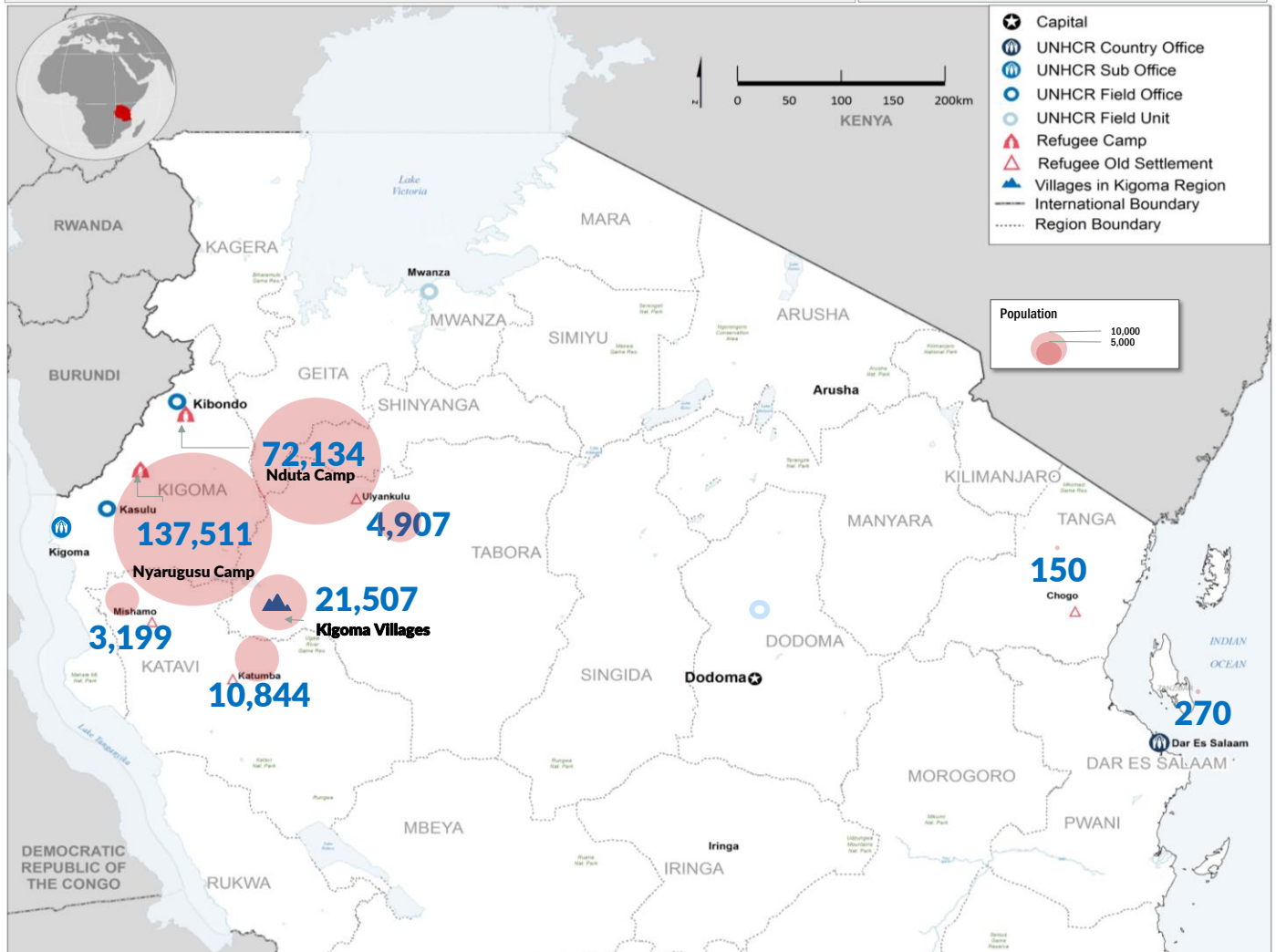
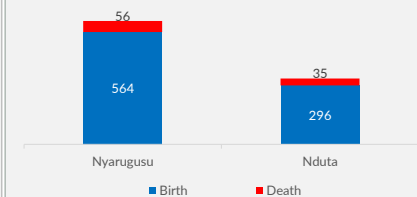
Resettlement departures by country of origin, 2015-2023



Camp population trend: September 2022 to August 2023



Births vs Deaths



The boundaries and names shown on this map do not imply official endorsement or acceptance by the United Nations. Sources: Boundaries: UNCS; Background: USGS; Data: Government of Tanzania, UNHCR. For more information, please contact: MALLYA@unhcr.org or visit: <https://data2.unhcr.org/en/situations/burundi/location>