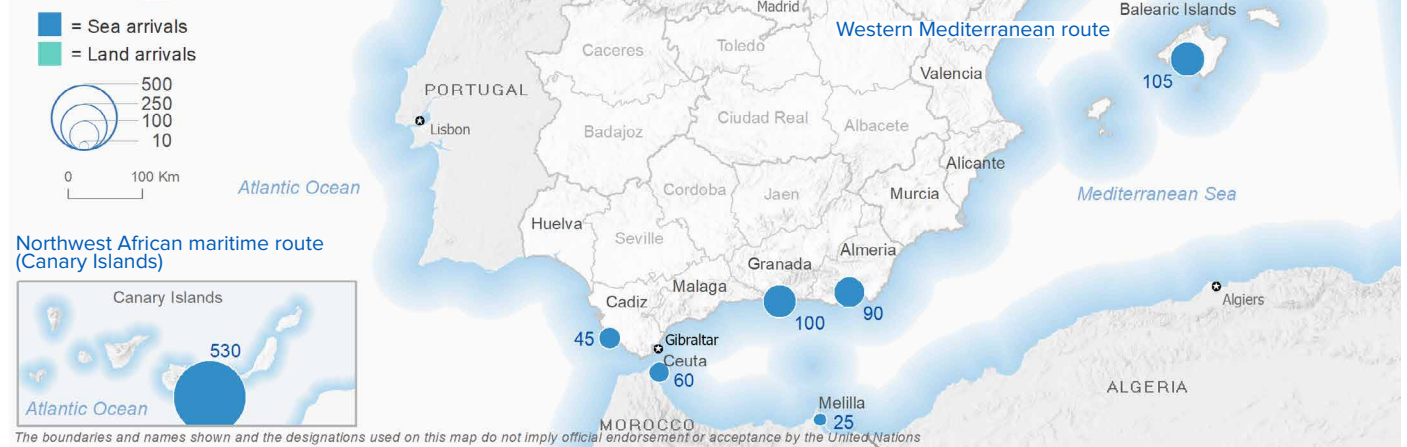


SPAIN Weekly snapshot - Week 39 (25 Sep - 1 Oct 2023)

The charts below are based on figures from the Ministry of Interior and UNHCR estimates. All figures are provisional and subject to change

Refugees & migrants: sea and land arrivals in week 39¹



Arrivals in Spain

27,220
 Arrivals as of 1 Oct 2023² +14%
 Dif. 2022

26,819
 Sea Arrivals²
 Dif. 2022: +21%

401
 Land Arrivals²
 Dif. 2022: -76%

949
 Arrivals Week 39¹
 Dif. last week: +92%
 Dif. 2022: -1%

Western Mediterranean

11,814
 Arrivals as of 1 Oct 2023² +6%
 Dif. 2022

11,413
 Sea Arrivals²
 Dif. 2022: +20%

401
 Land Arrivals²
 Dif. 2022: -76%

421
 Arrivals Week 39¹
 Dif. last week: +100%
 Dif. 2022: -22%

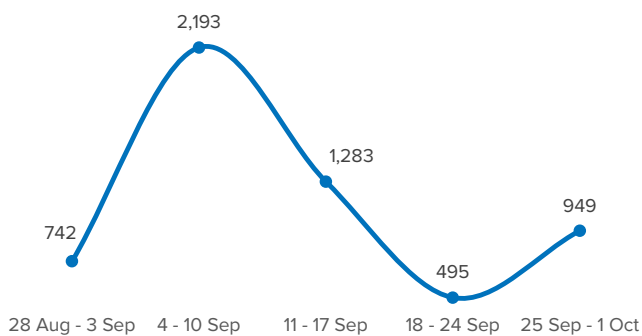
Northwest African maritime (Canary Islands)

15,406
 Arrivals as of 1 Oct 2023² +22%
 Dif. 2022

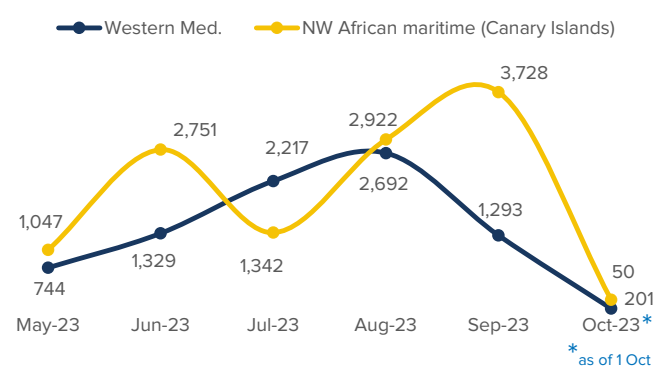
15,406
 Sea Arrivals²
 Dif. 2022: +22%

528
 Arrivals Week 39¹
 Dif. last week: +85%
 Dif. 2022: +27%

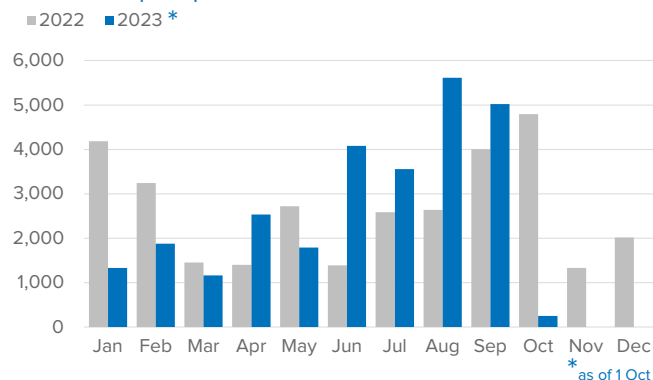
Arrivals in Spain during the last five weeks¹



Arrivals in Spain by route during the last six months²



Arrivals in Spain per month²



Arrivals in Spain per year²

