PROTECTION & RETURN MONITORING NETWORK (PRMN)

AWDAL, SOMALIA | SEPTEMBER 2023

UNHCR The UN Refugee Agency | Somalia

	SEPTEMBER 2023	IN 2023
# OF INCIDENTS THAT CAUSED DISPLACEMENT	78	647
# OF NEWLY DISPLACED POPULATION	1142	6372
# OF PROTECTION VIOLATIONS RECORDED[1]	37	146

[1]Some protection violations were not recorded due to security risks in some regions.

TRIGGERS OF DISPLACEMENT (SEPTEMBER 2023 IN %)

Drought	99%
Flood	0%
Other	1%
Conflict	0%

DEMOGRAPHICS (SEPTEMBER 2023)[3]

Girls	Boys	Women	Men	Elderly
377	378	178	152	57

[3]Disaggregated data for displaced persons are based on those displacement reports where data has been collected at household level.

PROTECTION VIOLATIONS CONCERNING CHILDREN, WOMEN AND MINORITIES (2023 IN %)

Children	Women	Minorities[2]
44%	90%	0%

[2]Members of minority clans include the Benadiri, Bantu, AUGUSTIe, Barawans, Gardere, Yakabur and Rahanweyne.

SPECIFIC NEEDS OF THOSE WHO EXPERIENCED PROTECTION VIOLATIONS (IN 2023)[4]

Child at risk	Women at risk	Disabilities	Elderly at risk	Others[5]
3%	97%	0%	0%	0%

[4]In Sep 2023, 37 specific needs were recorded of those individuals who experienced protection violations.
[5]Others who are at risk include the following categories family unit, specific legal and physical protection needs, unaccompanied or seperate child, pregnant or lactating, serious medical condition, single parent, SGBV and torture. Individuals can have multiple vulnerabilities

DISPLACEMENT LOCATION (AUGUST 2023)

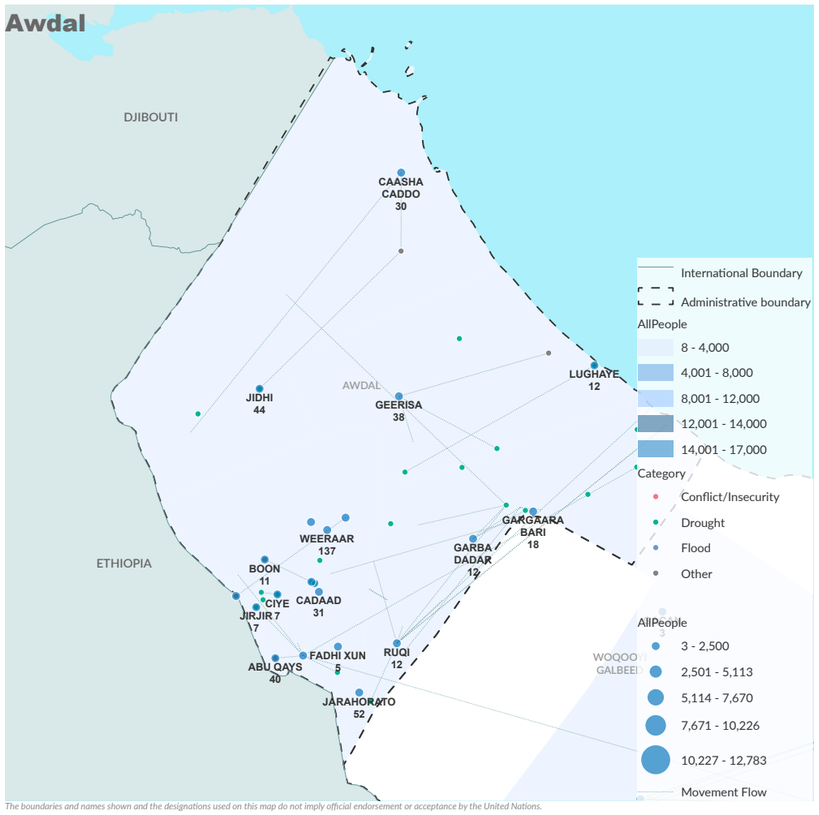

The boundaries and names shown and the designations used on this map do not imply official endorsement or acceptance by the United Nations.

Baki district was the district with the highest recorded displacement incidents in the region (733).

600 individuals were displaced to Baki settlement, making it the largest displacement incident due to Drought.

Borama district was the district with the second highest recorded displacement incidents in the region (182).

89 individuals were displaced to Ruqi settlement, making it the second largest displacement incident due to Drought.

Zeylac district was the district with the third highest recorded displacement incidents in the region (152).

60 individuals were displaced to Caasha Caddo settlement, making it the third largest displacement incident due to Drought.

In September 2023, 3% of protection violations across Somalia were recorded in Awdal region.

Borama district had the highest recorded percentage of protection violations across the Awdal region (95%).

The highest recorded protection violations in the region from January to September 2023 include the following:

- Domestic Violence (42%)
- Attempted rape (27%).

Borama district was the distict with the highest number of protection violations in the region from January 2016 to September 2023 (1279).

Top 3 Protection Risks Identified

1. Child and forced family separation
2. Discrimination and stigmatization, denial of resources, opportunities, services and/or humanitarian access
3. Gender-based violence

PRIORITY NEED ON ARRIVAL (SEPTEMBER 2023 IN %)

Food	1%
Water	1%
Shelter	53%
Health	0%
Protection[4]	0%
Livelihood	46%
Transport	0%
Other	0%

[6]Protection figures are underreported due to the concerns related to the sensitivey of this topic in the context of Somalia.

This dashboard should be read in conjunction with the Notes on PRMN Methodology which outline the approach and certain limitations. More information on Somalia can be found on the UNHCR Somalia Data Portal.

Implemented by:

UNHCR is grateful for the generous contributions of donors who have directly contributed to the UNHCR Somalia operation in 2023

United Nations CERF Central Emergency Response Fund
European Union Civil Protection and Humanitarian Aid
عيد الخيرية EID CHARITY
From the People of Japan
KOICA Korea International Cooperation Agency
UNO Flüchtlingshilfe Deutschland für den UNHCR

PROTECTION & RETURN MONITORING NETWORK (PRMN)

BAKOOL, SOMALIA | SEPTEMBER 2023

UNHCR The UN Refugee Agency | Somalia

	SEPTEMBER 2023	IN 2023
# OF INCIDENTS THAT CAUSED DISPLACEMENT	222	2479
# OF NEWLY DISPLACED POPULATION	1638	52281
# OF PROTECTION VIOLATIONS RECORDED[1]	40	426

[1]Some protection violations were not recorded due to security risks in some regions.

TRIGGERS OF DISPLACEMENT (SEPTEMBER 2023 IN %)

Drought	100%
Flood	0%
Other	0%
Conflict	0%

DEMOGRAPHICS (SEPTEMBER 2023)[3]

Girls	Boys	Women	Men	Elderly
540	543	256	218	81

[3]Disaggregated data for displaced persons are based on those displacement reports where data has been collected at household level.

PROTECTION VIOLATIONS CONCERNING CHILDREN, WOMEN AND MINORITIES (2023 IN %)

Children	Women	Minorities[2]
22%	91%	0%

[2]Members of minority clans include the Benadiri, Bantu, AUGUSTIe, Barawans, Gardere, Yakabur and Rahanweyne.

SPECIFIC NEEDS OF THOSE WHO EXPERIENCED PROTECTION VIOLATIONS (IN 2023)[4]

Child at risk	Women at risk	Disabilities	Elderly at risk	Others[5]
58%	41%	0%	0%	1%

[4]In Sep 2023, 67 specific needs were recorded of those individuals who experienced protection violations.
[5]Others who are at risk include the following categories family unit, specific legal and physical protection needs, unaccompanied or seperate child, pregnant or lactating, serious medical condition, single parent, SGBV and torture. Individuals can have multiple vulnerabilities

DISPLACEMENT LOCATION (AUGUST 2023)

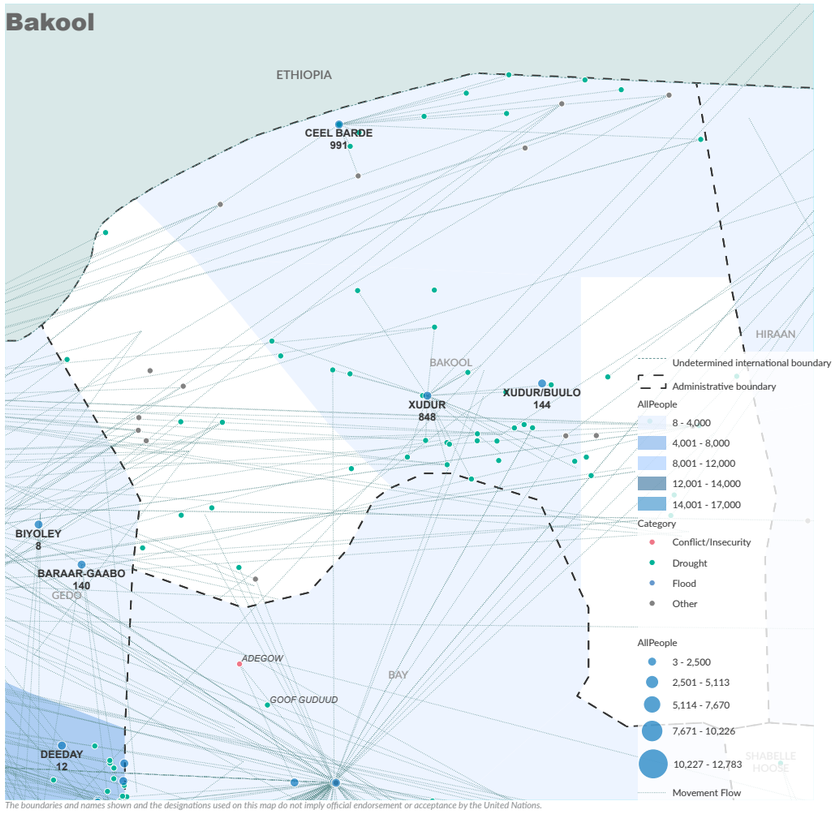

Ceel Barde district was the district with the highest recorded displacement incidents in the region (902).

902 individuals were displaced to Ceel Barde settlement, making it the largest displacement incident due to Drought.

Xudur district was the district with the second highest recorded displacement incidents in the region (736).

714 individuals were displaced to Xudur settlement, making it the second largest displacement incident due to Drought.

N/A district was the district with the third highest recorded displacement incidents in the region (0).

22 individuals were displaced to Xudur/Buulo settlement, making it the third largest displacement incident due to Drought.

In September 2023, 3% of protection violations across Somalia were recorded in Bakool region.

Xudur district had the highest recorded percentage of protection violations across the Bakool region (65%).

The highest recorded protection violations in the region from January to September 2023 include the following:

- Domestic Violence (76%)
- Female Genital Mutilation (FGM) (13%).

Xudur district was the distict with the highest number of protection violations in the region from January 2016 to September 2023 (941).

Top 3 Protection Risks Identified

1. Discrimination and stigmatization, denial of resources, opportunities, services and/or humanitarian access
2. Gender-based violence
3. Disinformation and denial of access to information

PRIORITY NEED ON ARRIVAL (SEPTEMBER 2023 IN %)

Food	91%
Water	0%
Shelter	0%
Health	7%
Protection[4]	0%
Livelihood	0%
Transport	0%
Other	2%

[6]Protection figures are underreported due to the concerns related to the sensitivey of this topic in the context of Somalia.

This dashboard should be read in conjunction with the Notes on PRMN Methodology which outline the approach and certain limitations. More information on Somalia can be found on the UNHCR Somalia Data Portal.

Implemented by:

UNHCR is grateful for the generous contributions of donors who have directly contributed to the UNHCR Somalia operation in 2023

United Nations CERF Central Emergency Response Fund
European Union Civil Protection and Humanitarian Aid
عيد الخيرية EID CHARITY
From the People of Japan
KOICA Korea International Cooperation Agency
UNO Flüchtlingshilfe Deutschland für den UNHCR

PROTECTION & RETURN MONITORING NETWORK (PRMN)

BANADIR, SOMALIA | SEPTEMBER 2023

UNHCR The UN Refugee Agency | Somalia

	SEPTEMBER 2023	IN 2023
# OF INCIDENTS THAT CAUSED DISPLACEMENT	330	2501
# OF NEWLY DISPLACED POPULATION	8942	145282
# OF PROTECTION VIOLATIONS RECORDED[1]	223	1001

[1]Some protection violations were not recorded due to security risks in some regions.

TRIGGERS OF DISPLACEMENT (SEPTEMBER 2023 IN %)

Drought	86%
Flood	0%
Other	0%
Conflict	14%

DEMOGRAPHICS (SEPTEMBER 2023)[3]

Girls	Boys	Women	Men	Elderly
2,950	2,963	1,395	1,191	443

[3]Disaggregated data for displaced persons are based on those displacement reports where data has been collected at household level.

PROTECTION VIOLATIONS CONCERNING CHILDREN, WOMEN AND MINORITIES (2023 IN %)

Children	Women	Minorities[2]
10%	48%	0%

[2]Members of minority clans include the Benadiri, Bantu, AUGUSTIe, Barawans, Gardere, Yakabur and Rahanweyne.

SPECIFIC NEEDS OF THOSE WHO EXPERIENCED PROTECTION VIOLATIONS (IN 2023)[4]

Child at risk	Women at risk	Disabilities	Elderly at risk	Others[5]
7%	14%	0%	2%	77%

[4]In Sep 2023, 108 specific needs were recorded of those individuals who experienced protection violations.
[5]Others who are at risk include the following categories family unit, specific legal and physical protection needs, unaccompanied or seperate child, pregnant or lactating, serious medical condition, single parent, SGBV and torture. Individuals can have multiple vulnerabilities

DISPLACEMENT LOCATION (AUGUST 2023)

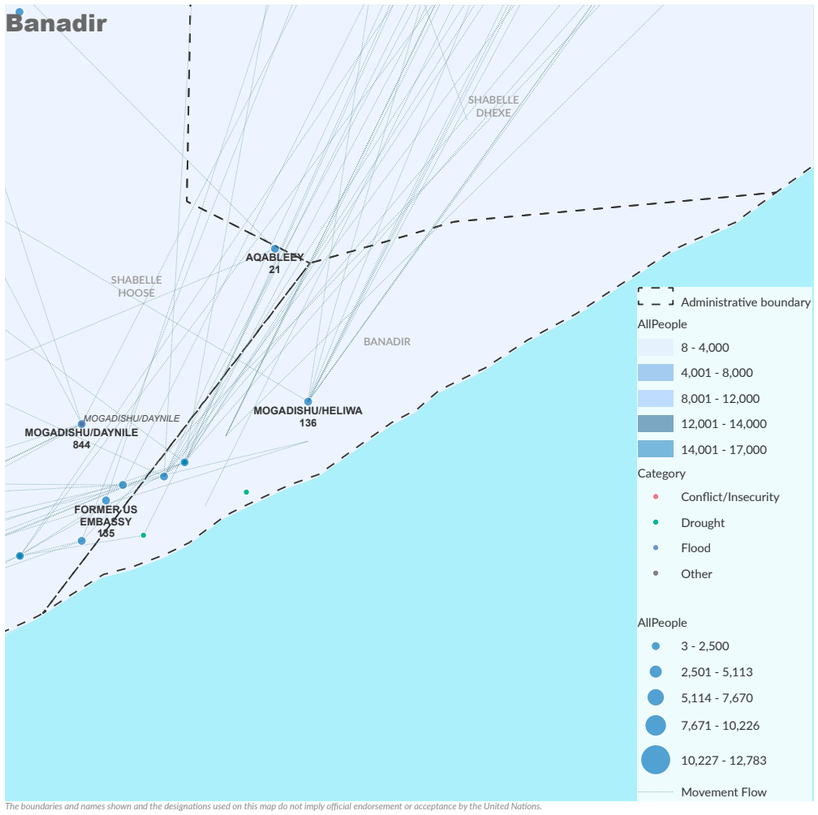

The boundaries and names shown and the designations used on this map do not imply official endorsement or acceptance by the United Nations.

Banadir district was the district with the highest recorded displacement incidents in the region (8942).

6089 individuals were displaced to Kaxda/ Mogadishu settlement, making it the largest displacement incident due to Drought.

N/A district was the district with the second highest recorded displacement incidents in the region (0).

1243 individuals were displaced to Mogadishu/ Daynile settlement, making it the second largest displacement incident due to Drought.

N/A district was the district with the third highest recorded displacement incidents in the region (0).

242 individuals were displaced to Mogadishu/ Dharkenley settlement, making it the third largest displacement incident due to Conflict/Insecurity.

In September 2023, 17% of protection violations across Somalia were recorded in Banadir region.

Banadir district had the highest recorded percentage of protection violations across the Banadir region (100%).

The highest recorded protection violations in the region from January to September 2023 include the following:

- Physical Assault/Attack Not Resulting In Death (46%)

Banadir district was the distict with the highest number of protection violations in the region from January 2016 to September 2023 (9240).

Top 3 Protection Risks Identified

1. Attacks on civilians and other unlawful killings, and attacks on civilian objects
2. Abduction, kidnapping, enforced disappearance, arbitrary or unlawful arrest and/or detention
3. Gender-based violence

PRIORITY NEED ON ARRIVAL (SEPTEMBER 2023 IN %)

Food	83%
Water	1%
Shelter	0%
Health	2%
Protection[4]	0%
Livelihood	14%
Transport	0%
Other	1%

[6]Protection figures are underreported due to the concerns related to the sensitivey of this topic in the context of Somalia.

This dashboard should be read in conjunction with the Notes on PRMN Methodology which outline the approach and certain limitations. More information on Somalia can be found on the UNHCR Somalia Data Portal.

Implemented by:

UNHCR is grateful for the generous contributions of donors who have directly contributed to the UNHCR Somalia operation in 2023

United Nations CERF Central Emergency Response Fund
European Union Civil Protection and Humanitarian Aid
EID CHARITY
From the People of Japan
KOICA Korea International Cooperation Agency
UNO Flüchtlingshilfe Deutschland für den UNHCR

PROTECTION & RETURN MONITORING NETWORK (PRMN)

BARI, SOMALIA | SEPTEMBER 2023

UNHCR The UN Refugee Agency | Somalia

	SEPTEMBER 2023	IN 2023
# OF INCIDENTS THAT CAUSED DISPLACEMENT	273	2434
# OF NEWLY DISPLACED POPULATION	1613	83015
# OF PROTECTION VIOLATIONS RECORDED[1]	46	378

[1]Some protection violations were not recorded due to security risks in some regions.

TRIGGERS OF DISPLACEMENT (SEPTEMBER 2023 IN %)

Drought	87%
Flood	0%
Other	3%
Conflict	10%

DEMOGRAPHICS (SEPTEMBER 2023)[3]

Girls	Boys	Women	Men	Elderly
532	535	252	215	80

[3]Disaggregated data for displaced persons are based on those displacement reports where data has been collected at household level.

PROTECTION VIOLATIONS CONCERNING CHILDREN, WOMEN AND MINORITIES (2023 IN %)

Children	Women	Minorities[2]
15%	98%	0%

[2]Members of minority clans include the Benadiri, Bantu, AUGUSTIe, Barawans, Gardere, Yakabur and Rahanweyne.

SPECIFIC NEEDS OF THOSE WHO EXPERIENCED PROTECTION VIOLATIONS (IN 2023)[4]

Child at risk	Women at risk	Disabilities	Elderly at risk	Others[5]
3%	89%	0%	0%	8%

[4]In Sep 2023, 33 specific needs were recorded of those individuals who experienced protection violations.
[5]Others who are at risk include the following categories family unit, specific legal and physical protection needs, unaccompanied or seperate child, pregnant or lactating, serious medical condition, single parent, SGBV and torture. Individuals can have multiple vulnerabilities

DISPLACEMENT LOCATION (AUGUST 2023)

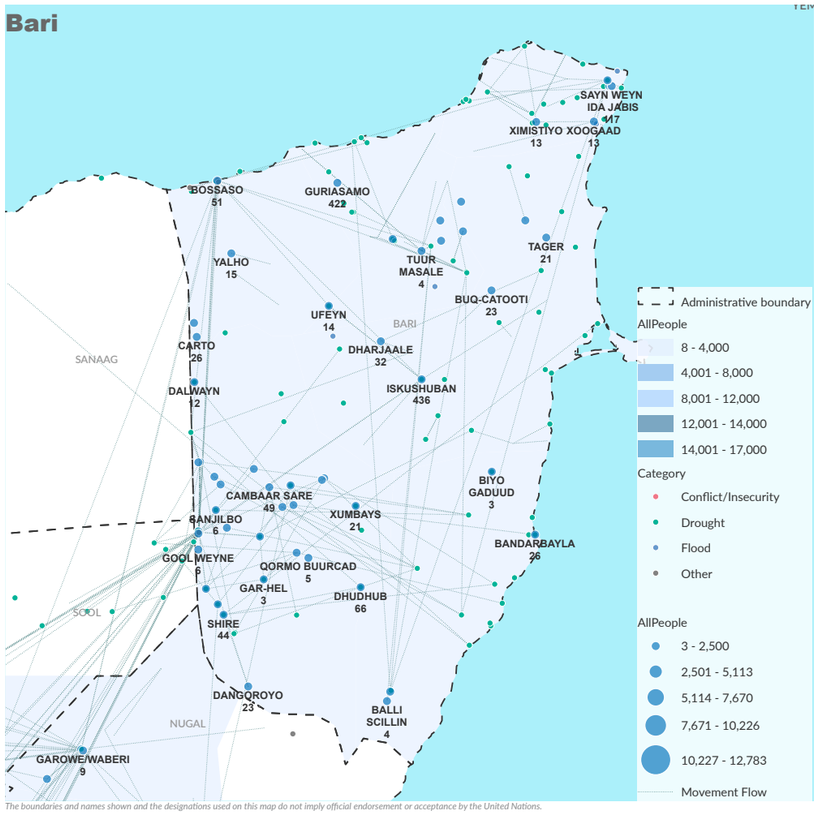

The boundaries and names shown and the designations used on this map do not imply official endorsement or acceptance by the United Nations.

Qardho district was the district with the highest recorded displacement incidents in the region (1395).

265 individuals were displaced to Qardho settlement, making it the largest displacement incident due to Drought.

Bossaso district was the district with the second highest recorded displacement incidents in the region (86).

99 individuals were displaced to Qardho settlement, making it the second largest displacement incident due to Conflict/Insecurity.

Iskushuban district was the district with the third highest recorded displacement incidents in the region (70).

85 individuals were displaced to Jedad settlement, making it the third largest displacement incident due to Drought.

In September 2023, 4% of protection violations across Somalia were recorded in Bari region.

Bossaso district had the highest recorded percentage of protection violations across the Bari region (83%).

The highest recorded protection violations in the region from January to September 2023 include the following:

- Domestic Violence (63%)
- Physical Assault/Attack Not Resulting In

Bossaso district was the distict with the highest number of protection violations in the region from January 2016 to September 2023 (1893).

Top 3 Protection Risks Identified

1. Disinformation and denial of access to information
2. Gender-based violence
3. Attacks on civilians and other unlawful killings, and attacks on civilian objects

PRIORITY NEED ON ARRIVAL (SEPTEMBER 2023 IN %)

Food	35%
Water	0%
Shelter	1%
Health	2%
Protection[4]	0%
Livelihood	62%
Transport	0%
Other	0%

[6]Protection figures are underreported due to the concerns related to the sensitivey of this topic in the context of Somalia.

This dashboard should be read in conjunction with the Notes on PRMN Methodology which outline the approach and certain limitations. More information on Somalia can be found on the UNHCR Somalia Data Portal.

Implemented by:

UNHCR is grateful for the generous contributions of donors who have directly contributed to the UNHCR Somalia operation in 2023

United Nations CERF Central Emergency Response Fund
European Union Civil Protection and Humanitarian Aid
عيد الخيرية EID CHARITY
From the People of Japan
KOICA Korea International Cooperation Agency
UNO Flüchtlingshilfe Deutschland für den UNHCR

PROTECTION & RETURN MONITORING NETWORK (PRMN)

BAY, SOMALIA | SEPTEMBER 2023

UNHCR The UN Refugee Agency | Somalia

	SEPTEMBER 2023	IN 2023
# OF INCIDENTS THAT CAUSED DISPLACEMENT	349	3305
# OF NEWLY DISPLACED POPULATION	2439	115245
# OF PROTECTION VIOLATIONS RECORDED[1]	39	82

[1]Some protection violations were not recorded due to security risks in some regions.

TRIGGERS OF DISPLACEMENT (SEPTEMBER 2023 IN %)

Drought	94%
Flood	0%
Other	2%
Conflict	4%

DEMOGRAPHICS (SEPTEMBER 2023)[3]

Girls	Boys	Women	Men	Elderly
805	808	381	325	121

[3]Disaggregated data for displaced persons are based on those displacement reports where data has been collected at household level.

PROTECTION VIOLATIONS CONCERNING CHILDREN, WOMEN AND MINORITIES (2023 IN %)

Children	Women	Minorities[2]
1%	60%	0%

[2]Members of minority clans include the Benadiri, Bantu, AUGUSTIe, Barawans, Gardere, Yakabur and Rahanweyne.

SPECIFIC NEEDS OF THOSE WHO EXPERIENCED PROTECTION VIOLATIONS (IN 2023)[4]

Child at risk	Women at risk	Disabilities	Elderly at risk	Others[5]
0%	10%	0%	0%	90%

[4]In Sep 2023, 39 specific needs were recorded of those individuals who experienced protection violations.
[5]Others who are at risk include the following categories family unit, specific legal and physical protection needs, unaccompanied or seperate child, pregnant or lactating, serious medical condition, single parent, SGBV and torture. Individuals can have multiple vulnerabilities

DISPLACEMENT LOCATION (AUGUST 2023)

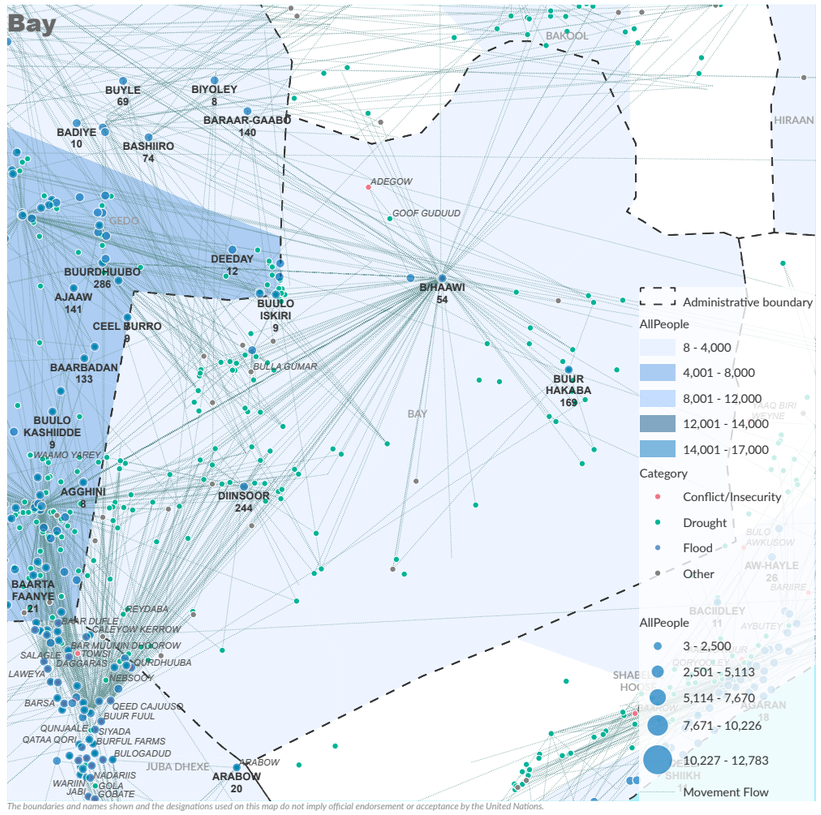

Baidoa district was the district with the highest recorded displacement incidents in the region (1928).

1562 individuals were displaced to Baidoa settlement, making it the largest displacement incident due to Drought.

Diinsoor district was the district with the second highest recorded displacement incidents in the region (256).

256 individuals were displaced to Diinsoor settlement, making it the second largest displacement incident due to Drought.

Qansax Dheere district was the district with the third highest recorded displacement incidents in the region (167).

160 individuals were displaced to Qansax Dheere settlement, making it the third largest displacement incident due to Drought.

In September 2023, 3% of protection violations across Somalia were recorded in Bay region.

Baidoa district had the highest recorded percentage of protection violations across the Bay region (79%).

The highest recorded protection violations in the region from January to September 2023 include the following:

- Rape (34%)
- Torture (21%).

Baidoa district was the distict with the highest number of protection violations in the region from January 2016 to September 2023 (3581).

Top 3 Protection Risks Identified

1. Unlawful impediments or restrictions to freedom of movement, siege and forced displacement.
2. Torture or cruel, inhuman, degrading treatment or punishment
3. Trafficking in persons, forced labour or slavery-like practices

PRIORITY NEED ON ARRIVAL (SEPTEMBER 2023 IN %)

Food	97%
Water	0%
Shelter	0%
Health	0%
Protection[4]	0%
Livelihood	0%
Transport	0%
Other	3%

[6]Protection figures are underreported due to the concerns related to the sensitivey of this topic in the context of Somalia.

This dashboard should be read in conjunction with the Notes on PRMN Methodology which outline the approach and certain limitations. More information on Somalia can be found on the UNHCR Somalia Data Portal.

Implemented by:

UNHCR is grateful for the generous contributions of donors who have directly contributed to the UNHCR Somalia operation in 2023

United Nations CERF Central Emergency Response Fund
European Union Civil Protection and Humanitarian Aid
عيد الخيرية EID CHARITY
From the People of Japan
KOICA Korea International Cooperation Agency
UNO Flüchtlingshilfe Deutschland für den UNHCR

PROTECTION & RETURN MONITORING NETWORK (PRMN)

GALGADUUD, SOMALIA | SEPTEMBER 2023

UNHCR The UN Refugee Agency | Somalia

	SEPTEMBER 2023	IN 2023
# OF INCIDENTS THAT CAUSED DISPLACEMENT	1	166
# OF NEWLY DISPLACED POPULATION	11	161567
# OF PROTECTION VIOLATIONS RECORDED[1]	16	236

[1]Some protection violations were not recorded due to security risks in some regions.

TRIGGERS OF DISPLACEMENT (SEPTEMBER 2023 IN %)

Drought	0%
Flood	0%
Other	0%
Conflict	100%

DEMOGRAPHICS (SEPTEMBER 2023)[3]

Girls	Boys	Women	Men	Elderly
4	4	2	1	1

[3]Disaggregated data for displaced persons are based on those displacement reports where data has been collected at household level.

PROTECTION VIOLATIONS CONCERNING CHILDREN, WOMEN AND MINORITIES (2023 IN %)

Children	Women	Minorities[2]
18%	47%	0%

[2]Members of minority clans include the Benadiri, Bantu, AUGUSTle, Barawans, Gardere, Yakabur and Rahanweyne.

SPECIFIC NEEDS OF THOSE WHO EXPERIENCED PROTECTION VIOLATIONS (IN 2023)[4]

Child at risk	Women at risk	Disabilities	Elderly at risk	Others[5]
11%	38%	0%	8%	43%

[4]In Sep 2023, 44 specific needs were recorded of those individuals who experienced protection violations.
[5]Others who are at risk include the following categories family unit, specific legal and physical protection needs, unaccompanied or seperate child, pregnant or lactating, serious medical condition, single parent, SGBV and torture. Individuals can have multiple vulnerabilities

DISPLACEMENT LOCATION (AUGUST 2023)

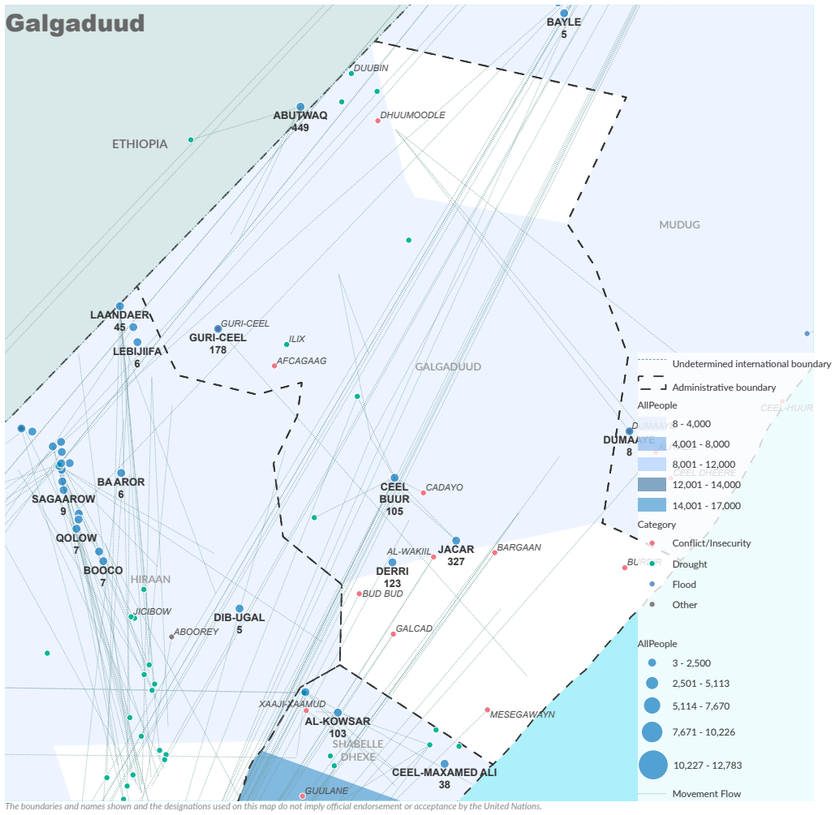

The boundaries and names shown and the designations used on this map do not imply official endorsement or acceptance by the United Nations.

Dhuusamarreeb district was the district with the highest recorded displacement incidents in the region (11).

11 individuals were displaced to Dhuusamarreeb settlement, making it the largest displacement incident due to Conflict/Insecurity.

N/A district was the district with the second highest recorded displacement incidents in the region (0).

0 individuals were displaced to N/A settlement, making it the second largest displacement incident due to N/A.

N/A district was the district with the third highest recorded displacement incidents in the region (0).

0 individuals were displaced to N/A settlement, making it the third largest displacement incident due to N/A.

In September 2023, 1% of protection violations across Somalia were recorded in Galgaduud region.

Ceel Buur district had the highest recorded percentage of protection violations across the Galgaduud region (50%).

The highest recorded protection violations in the region from January to September 2023 include the following:

- Kidnapping/Abduction (26%)
- Physical Assault/Attack Not Resulting In

Dhuusamarreeb district was the distict with the highest number of protection violations in the region from January 2016 to September 2023 (558).

Top 3 Protection Risks Identified

1. Attacks on civilians and other unlawful killings, and attacks on civilian objects
2. Torture or cruel, inhuman, degrading treatment or punishment
3. Attacks on civilians and other unlawful killings, and attacks on civilian objects

PRIORITY NEED ON ARRIVAL (SEPTEMBER 2023 IN %)

Food	0%
Water	0%
Shelter	100%
Health	0%
Protection[4]	0%
Livelihood	0%
Transport	0%
Other	0%

[6]Protection figures are underreported due to the concerns related to the sensitivey of this topic in the context of Somalia.

This dashboard should be read in conjunction with the Notes on PRMN Methodology which outline the approach and certain limitations. More information on Somalia can be found on the UNHCR Somalia Data Portal.

Implemented by:

UNHCR is grateful for the generous contributions of donors who have directly contributed to the UNHCR Somalia operation in 2023

United Nations CERF Central Emergency Response Fund
European Union Civil Protection and Humanitarian Aid
عيد الخيرية EID CHARITY
From the People of Japan
KOICA Korea International Cooperation Agency
UNO Flüchtlingshilfe Deutschland für den UNHCR

PROTECTION & RETURN MONITORING NETWORK (PRMN)

GEDO, SOMALIA | SEPTEMBER 2023

UNHCR The UN Refugee Agency | Somalia

	SEPTEMBER 2023	IN 2023
# OF INCIDENTS THAT CAUSED DISPLACEMENT	968	5185
# OF NEWLY DISPLACED POPULATION	10151	238617
# OF PROTECTION VIOLATIONS RECORDED[1]	2	173

[1]Some protection violations were not recorded due to security risks in some regions.

TRIGGERS OF DISPLACEMENT (SEPTEMBER 2023 IN %)

Drought	91%
Flood	0%
Other	4%
Conflict	4%

DEMOGRAPHICS (SEPTEMBER 2023)[3]

Girls	Boys	Women	Men	Elderly
3,348	3,364	1,584	1,352	503

[3]Disaggregated data for displaced persons are based on those displacement reports where data has been collected at household level.

PROTECTION VIOLATIONS CONCERNING CHILDREN, WOMEN AND MINORITIES (2023 IN %)

Children	Women	Minorities[2]
26%	42%	0%

[2]Members of minority clans include the Benadiri, Bantu, AUGUSTIe, Barawans, Gardere, Yakabur and Rahanweyne.

SPECIFIC NEEDS OF THOSE WHO EXPERIENCED PROTECTION VIOLATIONS (IN 2023)[4]

Child at risk	Women at risk	Disabilities	Elderly at risk	Others[5]
19%	22%	2%	8%	49%

[4]In Sep 2023, 0 specific needs were recorded of those individuals who experienced protection violations.
[5]Others who are at risk include the following categories family unit, specific legal and physical protection needs, unaccompanied or seperate child, pregnant or lactating, serious medical condition, single parent, SGBV and torture. Individuals can have multiple vulnerabilities

DISPLACEMENT LOCATION (AUGUST 2023)

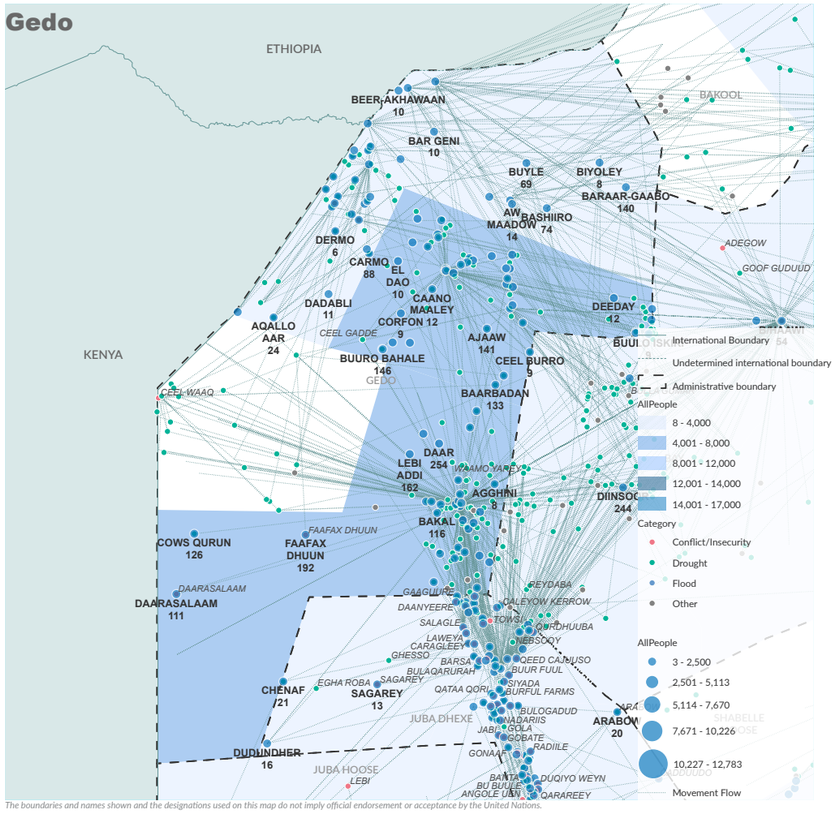

Baardheere district was the district with the highest recorded displacement incidents in the region (4684).

926 individuals were displaced to Baardheere/ Kaskey settlement, making it the largest displacement incident due to Drought.

Garbahaarey district was the district with the second highest recorded displacement incidents in the region (1845).

749 individuals were displaced to Baardheere/ Hilaac settlement, making it the second largest displacement incident due to Drought.

Belet Xaawo district was the district with the third highest recorded displacement incidents in the region (1656).

748 individuals were displaced to Baardheere/ Hawl Wadaag settlement, making it the third largest displacement incident due to Drought.

In September 2023, 0% of protection violations across Somalia were recorded in Gedo region.

Baardheere district had the highest recorded percentage of protection violations across the Gedo region (100%).

The highest recorded protection violations in the region from January to September 2023 include the following:

- Physical Assault/Attack Not Resulting In Death (23%)

Baardheere district was the distict with the highest number of protection violations in the region from January 2016 to September 2023 (514).

Top 3 Protection Risks Identified

1. Gender-based violence
2. Unlawful impediments or restrictions to freedom of movement, siege and forced displacement.
3. Discrimination and stigmatization, denial of resources, opportunities, services and/or humanitarian access

PRIORITY NEED ON ARRIVAL (SEPTEMBER 2023 IN %)

Food	64%
Water	0%
Shelter	0%
Health	0%
Protection[4]	0%
Livelihood	3%
Transport	0%
Other	32%

[6]Protection figures are underreported due to the concerns related to the sensitivey of this topic in the context of Somalia.

This dashboard should be read in conjunction with the Notes on PRMN Methodology which outline the approach and certain limitations. More information on Somalia can be found on the UNHCR Somalia Data Portal.

Implemented by:

UNHCR is grateful for the generous contributions of donors who have directly contributed to the UNHCR Somalia operation in 2023

United Nations CERF Central Emergency Response Fund
European Union Civil Protection and Humanitarian Aid
عيد الخيرية EID CHARITY
From the People of Japan
KOICA Korea International Cooperation Agency
UNO Flüchtlingshilfe Deutschland für den UNHCR

PROTECTION & RETURN MONITORING NETWORK (PRMN)

HIRAAN, SOMALIA | SEPTEMBER 2023

UNHCR The UN Refugee Agency | Somalia

	SEPTEMBER 2023	IN 2023
# OF INCIDENTS THAT CAUSED DISPLACEMENT	185	823
# OF NEWLY DISPLACED POPULATION	1640	269646
# OF PROTECTION VIOLATIONS RECORDED[1]	14	59

[1]Some protection violations were not recorded due to security risks in some regions.

TRIGGERS OF DISPLACEMENT (SEPTEMBER 2023 IN %)

Drought	86%
Flood	0%
Other	12%
Conflict	2%

DEMOGRAPHICS (SEPTEMBER 2023)[3]

Girls	Boys	Women	Men	Elderly
541	543	256	218	81

[3]Disaggregated data for displaced persons are based on those displacement reports where data has been collected at household level.

PROTECTION VIOLATIONS CONCERNING CHILDREN, WOMEN AND MINORITIES (2023 IN %)

Children	Women	Minorities[2]
19%	44%	0%

[2]Members of minority clans include the Benadiri, Bantu, AUGUSTIe, Barawans, Gardere, Yakabur and Rahanweyne.

SPECIFIC NEEDS OF THOSE WHO EXPERIENCED PROTECTION VIOLATIONS (IN 2023)[4]

Child at risk	Women at risk	Disabilities	Elderly at risk	Others[5]
6%	35%	0%	6%	53%

[4]In Sep 2023, 3 specific needs were recorded of those individuals who experienced protection violations.
[5]Others who are at risk include the following categories family unit, specific legal and physical protection needs, unaccompanied or seperate child, pregnant or lactating, serious medical condition, single parent, SGBV and torture. Individuals can have multiple vulnerabilities

DISPLACEMENT LOCATION (AUGUST 2023)

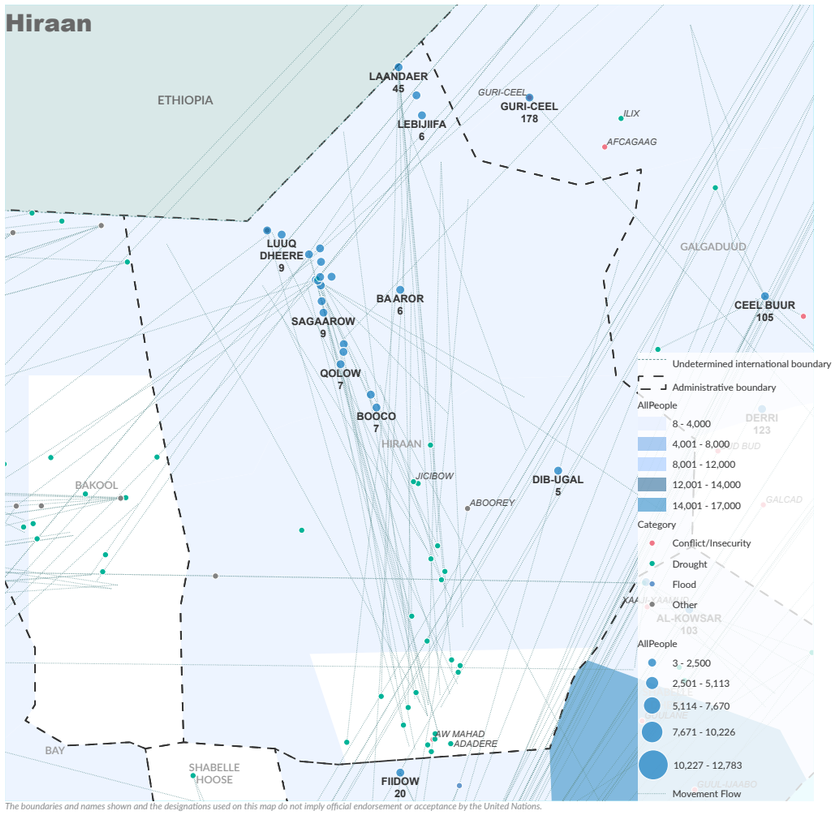

Belet Weyne district was the district with the highest recorded displacement incidents in the region (1624).

109 individuals were displaced to Horseed settlement, making it the largest displacement incident due to Drought.

Jalalaqsi district was the district with the second highest recorded displacement incidents in the region (11).

100 individuals were displaced to Hawo-tako settlement, making it the second largest displacement incident due to Drought.

Bulo Burto district was the district with the third highest recorded displacement incidents in the region (5).

97 individuals were displaced to Heegan settlement, making it the third largest displacement incident due to Drought.

In September 2023, 1% of protection violations across Somalia were recorded in Hiraan region.

Belet Weyne district had the highest recorded percentage of protection violations across the Hiraan region (86%).

The highest recorded protection violations in the region from January to September 2023 include the following:

- Killing/Manslaughter (39%)
- Kidnapping/Abduction (20%).

Belet Weyne district was the distict with the highest number of protection violations in the region from January 2016 to September 2023 (387).

Top 3 Protection Risks Identified

1. Psychological/emotional abuse or inflicted distress
2. Gender-based violence
3. Child and forced family separation

PRIORITY NEED ON ARRIVAL (SEPTEMBER 2023 IN %)

Food	1%
Water	0%
Shelter	49%
Health	2%
Protection[4]	0%
Livelihood	41%
Transport	0%
Other	7%

[6]Protection figures are underreported due to the concerns related to the sensitivey of this topic in the context of Somalia.

This dashboard should be read in conjunction with the Notes on PRMN Methodology which outline the approach and certain limitations. More information on Somalia can be found on the UNHCR Somalia Data Portal.

Implemented by:

UNHCR is grateful for the generous contributions of donors who have directly contributed to the UNHCR Somalia operation in 2023

United Nations CERF Central Emergency Response Fund
European Union Civil Protection and Humanitarian Aid
عيد الخيرية EID CHARITY
From the People of Japan
KOICA Korea International Cooperation Agency
UNO Flüchtlingshilfe Deutschland für den UNHCR

PROTECTION & RETURN MONITORING NETWORK (PRMN)

LOWER JUBA, SOMALIA | SEPTEMBER 2023

UNHCR The UN Refugee Agency | Somalia

	SEPTEMBER 2023	IN 2023
# OF INCIDENTS THAT CAUSED DISPLACEMENT	732	4370
# OF NEWLY DISPLACED POPULATION	4773	43932
# OF PROTECTION VIOLATIONS RECORDED[1]	95	244

[1]Some protection violations were not recorded due to security risks in some regions.

TRIGGERS OF DISPLACEMENT (SEPTEMBER 2023 IN %)

Drought	65%
Flood	0%
Other	4%
Conflict	31%

DEMOGRAPHICS (SEPTEMBER 2023)[3]

Girls	Boys	Women	Men	Elderly
1,574	1,582	745	636	236

[3]Disaggregated data for displaced persons are based on those displacement reports where data has been collected at household level.

PROTECTION VIOLATIONS CONCERNING CHILDREN, WOMEN AND MINORITIES (2023 IN %)

Children	Women	Minorities[2]
42%	72%	0%

[2]Members of minority clans include the Benadiri, Bantu, AUGUSTle, Barawans, Gardere, Yakabur and Rahanweyne.

SPECIFIC NEEDS OF THOSE WHO EXPERIENCED PROTECTION VIOLATIONS (IN 2023)[4]

Child at risk	Women at risk	Disabilities	Elderly at risk	Others[5]
25%	65%	5%	1%	5%

[4]In Sep 2023, 91 specific needs were recorded of those individuals who experienced protection violations.
[5]Others who are at risk include the following categories family unit, specific legal and physical protection needs, unaccompanied or seperate child, pregnant or lactating, serious medical condition, single parent, SGBV and torture. Individuals can have multiple vulnerabilities

DISPLACEMENT LOCATION (AUGUST 2023)

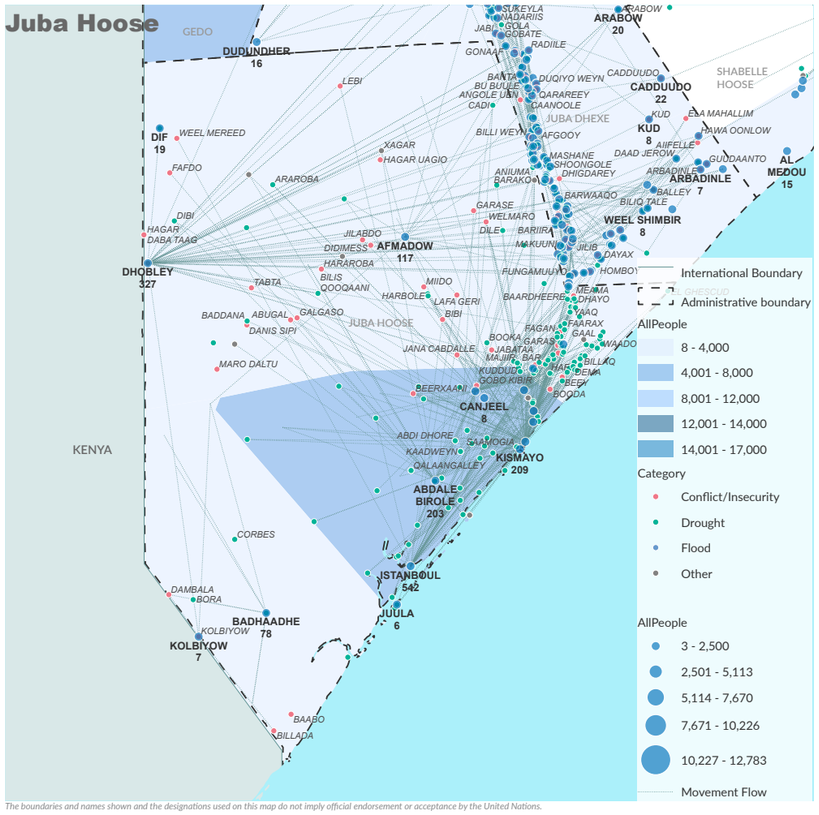

Kismayo district was the district with the highest recorded displacement incidents in the region (3282).

845 individuals were displaced to Dalxiiska settlement, making it the largest displacement incident due to Drought.

Afmadow district was the district with the second highest recorded displacement incidents in the region (1212).

439 individuals were displaced to Kham-Kham settlement, making it the second largest displacement incident due to Drought.

Badhaadhe district was the district with the third highest recorded displacement incidents in the region (272).

347 individuals were displaced to Dhobley settlement, making it the third largest displacement incident due to Conflict/Insecurity.

In September 2023, 7% of protection violations across Somalia were recorded in Lower Juba region.

Afmadow district had the highest recorded percentage of protection violations across the Lower Juba region (67%).

The highest recorded protection violations in the region from January to September 2023 include the following:

- Physical Assault/Attack Not Resulting In Death (21%)

Afmadow district was the distict with the highest number of protection violations in the region from January 2016 to September 2023 (572).

Top 3 Protection Risks Identified

1. Discrimination and stigmatization, denial of resources, opportunities, services and/or humanitarian access
2. Abduction, kidnapping, enforced disappearance, arbitrary or unlawful arrest and/or detention
3. Forced recruitment and association of children in

PRIORITY NEED ON ARRIVAL (SEPTEMBER 2023 IN %)

Food	42%
Water	0%
Shelter	16%
Health	3%
Protection[4]	0%
Livelihood	35%
Transport	0%
Other	3%

[6]Protection figures are underreported due to the concerns related to the sensitivey of this topic in the context of Somalia.

This dashboard should be read in conjunction with the Notes on PRMN Methodology which outline the approach and certain limitations. More information on Somalia can be found on the UNHCR Somalia Data Portal.

Implemented by:

UNHCR is grateful for the generous contributions of donors who have directly contributed to the UNHCR Somalia operation in 2023

United Nations CERF Central Emergency Response Fund
European Union Civil Protection and Humanitarian Aid
EID CHARITY
From the People of Japan
KOICA Korea International Cooperation Agency
UNO Flüchtlingshilfe Deutschland für den UNHCR

PROTECTION & RETURN MONITORING NETWORK (PRMN)

LOWER SHABELLE, SOMALIA | SEPTEMBER 2023

UNHCR The UN Refugee Agency | Somalia

	SEPTEMBER 2023	IN 2023
# OF INCIDENTS THAT CAUSED DISPLACEMENT	179	967
# OF NEWLY DISPLACED POPULATION	2862	42061
# OF PROTECTION VIOLATIONS RECORDED[1]	271	813

[1]Some protection violations were not recorded due to security risks in some regions.

TRIGGERS OF DISPLACEMENT (SEPTEMBER 2023 IN %)

Drought	62%
Flood	5%
Other	1%
Conflict	31%

DEMOGRAPHICS (SEPTEMBER 2023)[3]

Girls	Boys	Women	Men	Elderly
944	948	447	381	142

[3]Disaggregated data for displaced persons are based on those displacement reports where data has been collected at household level.

PROTECTION VIOLATIONS CONCERNING CHILDREN, WOMEN AND MINORITIES (2023 IN %)

Children	Women	Minorities[2]
59%	62%	0%

[2]Members of minority clans include the Benadiri, Bantu, AUGUSTIe, Barawans, Gardere, Yakabur and Rahanweyne.

SPECIFIC NEEDS OF THOSE WHO EXPERIENCED PROTECTION VIOLATIONS (IN 2023)[4]

Child at risk	Women at risk	Disabilities	Elderly at risk	Others[5]
35%	45%	1%	4%	16%

[4]In Sep 2023, 383 specific needs were recorded of those individuals who experienced protection violations.
[5]Others who are at risk include the following categories family unit, specific legal and physical protection needs, unaccompanied or seperate child, pregnant or lactating, serious medical condition, single parent, SGBV and torture. Individuals can have multiple vulnerabilities

DISPLACEMENT LOCATION (AUGUST 2023)

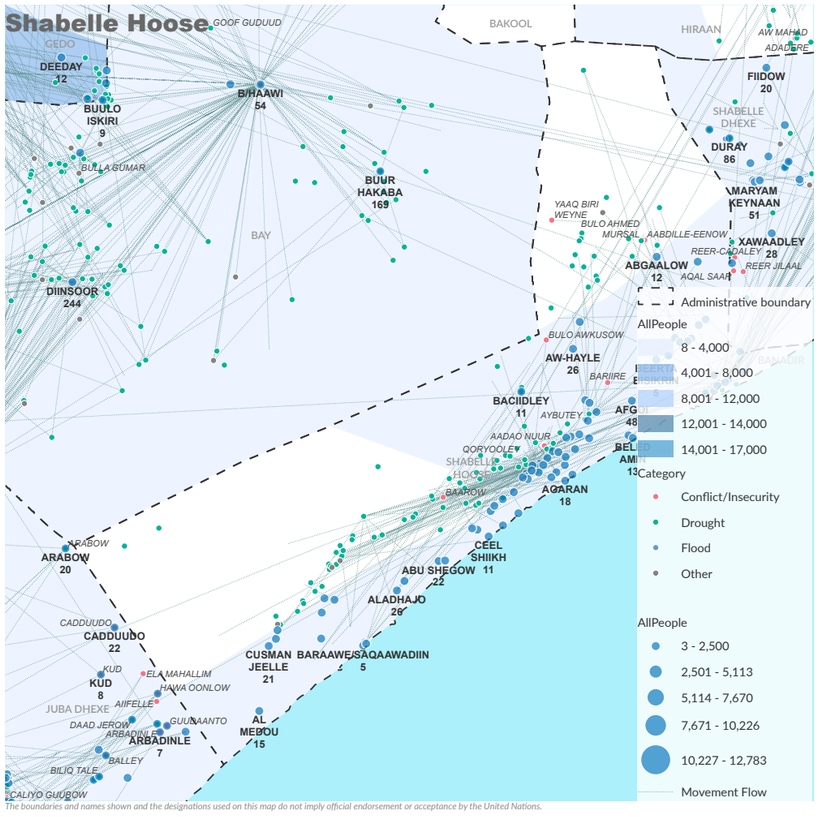

Afgooye district was the district with the highest recorded displacement incidents in the region (2056).

574 individuals were displaced to Lafoole settlement, making it the largest displacement incident due to Drought.

Marka district was the district with the second highest recorded displacement incidents in the region (750).

233 individuals were displaced to Ceelasha settlement, making it the second largest displacement incident due to Drought.

Baraawe district was the district with the third highest recorded displacement incidents in the region (56).

194 individuals were displaced to Lafoole settlement, making it the third largest displacement incident due to Conflict/Insecurity.

In September 2023, 21% of protection violations across Somalia were recorded in Lower Shabelle region.

Kurtunwaarey district had the highest recorded percentage of protection violations across the Lower Shabelle region (29%).

The highest recorded protection violations in the region from January to September 2023 include the following:

- Female Genital Mutilation (FGM) (26%)
- Physical Assault/Attack Not Resulting In

Marka district was the distict with the highest number of protection violations in the region from January 2016 to September 2023 (2562).

Top 3 Protection Risks Identified

1. Gender-based violence
2. Psychological/emotional abuse or inflicted distress
3. Child, early or forced marriage

PRIORITY NEED ON ARRIVAL (SEPTEMBER 2023 IN %)

Food	24%
Water	0%
Shelter	3%
Health	1%
Protection[4]	9%
Livelihood	56%
Transport	0%
Other	7%

[6]Protection figures are underreported due to the concerns related to the sensitivey of this topic in the context of Somalia.

This dashboard should be read in conjunction with the Notes on PRMN Methodology which outline the approach and certain limitations. More information on Somalia can be found on the UNHCR Somalia Data Portal.

Implemented by:

UNHCR is grateful for the generous contributions of donors who have directly contributed to the UNHCR Somalia operation in 2023

United Nations CERF Central Emergency Response Fund
European Union Civil Protection and Humanitarian Aid
EID CHARITY
From the People of Japan
KOICA Korea International Cooperation Agency
UNO Flüchtlingshilfe Deutschland für den UNHCR

PROTECTION & RETURN MONITORING NETWORK (PRMN)

MIDDLE JUBA, SOMALIA | SEPTEMBER 2023

UNHCR The UN Refugee Agency | Somalia

	SEPTEMBER 2023	IN 2023
# OF INCIDENTS THAT CAUSED DISPLACEMENT	1144	5344
# OF NEWLY DISPLACED POPULATION	8669	56027
# OF PROTECTION VIOLATIONS RECORDED[1]	234	1342

[1]Some protection violations were not recorded due to security risks in some regions.

TRIGGERS OF DISPLACEMENT (SEPTEMBER 2023 IN %)

Drought	48%
Flood	0%
Other	1%
Conflict	51%

DEMOGRAPHICS (SEPTEMBER 2023)[3]

Girls	Boys	Women	Men	Elderly
2,860	2,873	1,353	1,155	430

[3]Disaggregated data for displaced persons are based on those displacement reports where data has been collected at household level.

PROTECTION VIOLATIONS CONCERNING CHILDREN, WOMEN AND MINORITIES (2023 IN %)

Children	Women	Minorities[2]
37%	96%	0%

[2]Members of minority clans include the Benadiri, Bantu, AUGUSTIe, Barawans, Gardere, Yakabur and Rahanweyne.

SPECIFIC NEEDS OF THOSE WHO EXPERIENCED PROTECTION VIOLATIONS (IN 2023)[4]

Child at risk	Women at risk	Disabilities	Elderly at risk	Others[5]
3%	38%	0%	0%	58%

[4]In Sep 2023, 258 specific needs were recorded of those individuals who experienced protection violations.
[5]Others who are at risk include the following categories family unit, specific legal and physical protection needs, unaccompanied or seperate child, pregnant or lactating, serious medical condition, single parent, SGBV and torture. Individuals can have multiple vulnerabilities

DISPLACEMENT LOCATION (AUGUST 2023)

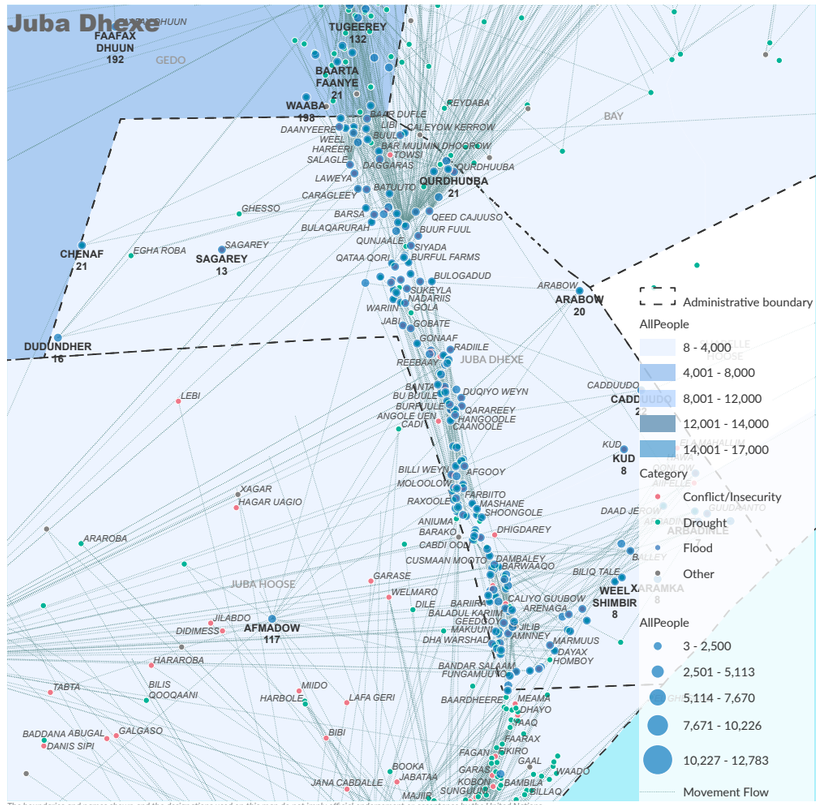

The boundaries and names shown and the designations used on this map do not imply official endorsement or acceptance by the United Nations.

Saakow district was the district with the highest recorded displacement incidents in the region (6800).

1675 individuals were displaced to Saakow settlement, making it the largest displacement incident due to Drought.

Bu'aale district was the district with the second highest recorded displacement incidents in the region (955).

764 individuals were displaced to Salagle settlement, making it the second largest displacement incident due to Drought.

Jilib district was the district with the third highest recorded displacement incidents in the region (914).

600 individuals were displaced to Qeed Cajuuso settlement, making it the third largest displacement incident due to Drought.

In September 2023, 18% of protection violations across Somalia were recorded in Middle Juba region.

Saakow district had the highest recorded percentage of protection violations across the Middle Juba region (41%).

The highest recorded protection violations in the region from January to September 2023 include the following:

- Physical Assault/Attack Not Resulting In Death (90%)

Bu'aale district was the distict with the highest number of protection violations in the region from January 2016 to September 2023 (723).

Top 3 Protection Risks Identified

1. Unlawful impediments or restrictions to freedom of movement, siege and forced displacement.
2. Discrimination and stigmatization, denial of resources, opportunities, services and/or humanitarian access
3. Child and forced family separation

PRIORITY NEED ON ARRIVAL (SEPTEMBER 2023 IN %)

Food	90%
Water	0%
Shelter	9%
Health	0%
Protection[4]	0%
Livelihood	0%
Transport	0%
Other	1%

[6]Protection figures are underreported due to the concerns related to the sensitivity of this topic in the context of Somalia.

This dashboard should be read in conjunction with the Notes on PRMN Methodology which outline the approach and certain limitations. More information on Somalia can be found on the UNHCR Somalia Data Portal.

Implemented by:

UNHCR is grateful for the generous contributions of donors who have directly contributed to the UNHCR Somalia operation in 2023

United Nations CERF Central Emergency Response Fund
European Union Civil Protection and Humanitarian Aid
عيد الخيرية EID CHARITY
From the People of Japan
KOICA Korea International Cooperation Agency
UNO Flüchtlingshilfe Deutschland für den UNHCR

PROTECTION & RETURN MONITORING NETWORK (PRMN)

MIDDLE SHABELLE, SOMALIA | SEPTEMBER 2023

UNHCR The UN Refugee Agency | Somalia

	SEPTEMBER 2023	IN 2023
# OF INCIDENTS THAT CAUSED DISPLACEMENT	125	992
# OF NEWLY DISPLACED POPULATION	948	33322
# OF PROTECTION VIOLATIONS RECORDED[1]	20	242

[1]Some protection violations were not recorded due to security risks in some regions.

TRIGGERS OF DISPLACEMENT (SEPTEMBER 2023 IN %)

Drought	57%
Flood	0%
Other	0%
Conflict	43%

DEMOGRAPHICS (SEPTEMBER 2023)[3]

Girls	Boys	Women	Men	Elderly
313	314	148	126	47

[3]Disaggregated data for displaced persons are based on those displacement reports where data has been collected at household level.

PROTECTION VIOLATIONS CONCERNING CHILDREN, WOMEN AND MINORITIES (2023 IN %)

Children	Women	Minorities[2]
48%	64%	0%

[2]Members of minority clans include the Benadiri, Bantu, AUGUSTIe, Barawans, Gardere, Yakabur and Rahanweyne.

SPECIFIC NEEDS OF THOSE WHO EXPERIENCED PROTECTION VIOLATIONS (IN 2023)[4]

Child at risk	Women at risk	Disabilities	Elderly at risk	Others[5]
10%	75%	2%	3%	11%

[4]In Sep 2023, 16 specific needs were recorded of those individuals who experienced protection violations.
[5]Others who are at risk include the following categories family unit, specific legal and physical protection needs, unaccompanied or seperate child, pregnant or lactating, serious medical condition, single parent, SGBV and torture. Individuals can have multiple vulnerabilities

DISPLACEMENT LOCATION (AUGUST 2023)

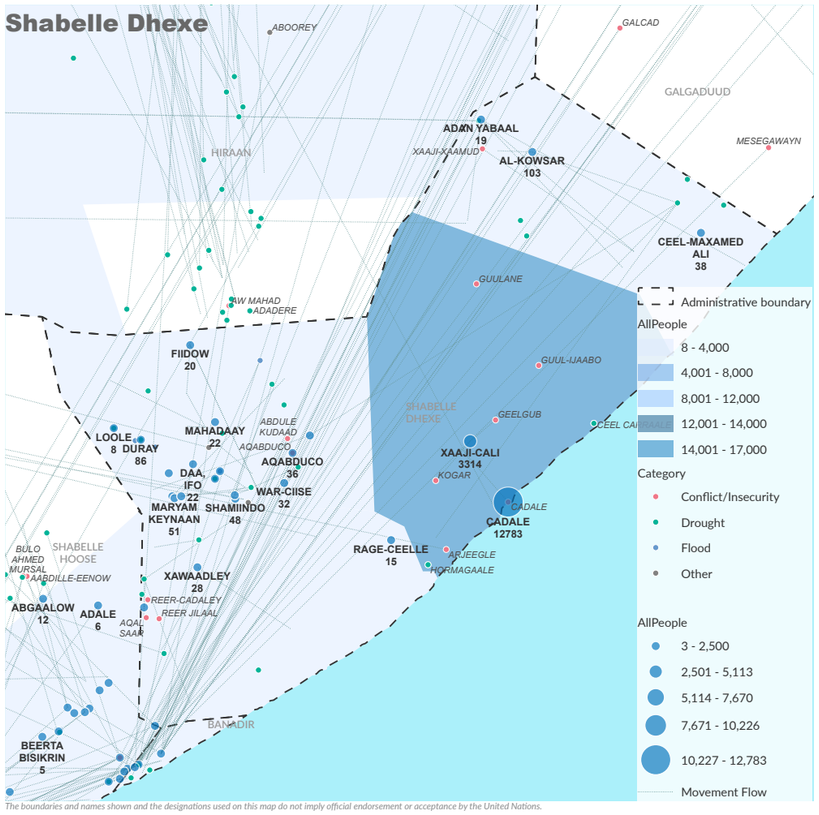

The boundaries and names shown and the designations used on this map do not imply official endorsement or acceptance by the United Nations.

Jowhar district was the district with the highest recorded displacement incidents in the region (550).

117 individuals were displaced to Al-Kowsar settlement, making it the largest displacement incident due to Conflict/Insecurity.

Adan Yabaal district was the district with the second highest recorded displacement incidents in the region (244).

115 individuals were displaced to Blook settlement, making it the second largest displacement incident due to Drought.

Cadale district was the district with the third highest recorded displacement incidents in the region (79).

84 individuals were displaced to Miiro settlement, making it the third largest displacement incident due to Drought.

In September 2023, 2% of protection violations across Somalia were recorded in Middle Shabelle region.

Jowhar district had the highest recorded percentage of protection violations across the Middle Shabelle region (70%).

The highest recorded protection violations in the region from January to September 2023 include the following:

- Female Genital Mutilation (FGM) (42%)
- Killing/Manslaughter (38%).

Jowhar district was the distict with the highest number of protection violations in the region from January 2016 to September 2023 (815).

Top 3 Protection Risks Identified

1. Discrimination and stigmatization, denial of resources, opportunities, services and/or humanitarian access
2. Attacks on civilians and other unlawful killings, and attacks on civilian objects
3. Psychological/emotional abuse or inflicted distress

PRIORITY NEED ON ARRIVAL (SEPTEMBER 2023 IN %)

Food	30%
Water	0%
Shelter	3%
Health	2%
Protection[4]	38%
Livelihood	25%
Transport	0%
Other	3%

[6]Protection figures are underreported due to the concerns related to the sensitivity of this topic in the context of Somalia.

This dashboard should be read in conjunction with the Notes on PRMN Methodology which outline the approach and certain limitations. More information on Somalia can be found on the UNHCR Somalia Data Portal.

Implemented by:

UNHCR is grateful for the generous contributions of donors who have directly contributed to the UNHCR Somalia operation in 2023

United Nations CERF Central Emergency Response Fund
European Union Civil Protection and Humanitarian Aid
عيد الخيرية EID CHARITY
From the People of Japan
KOICA Korea International Cooperation Agency
UNO Flüchtlingshilfe Deutschland für den UNHCR

PROTECTION & RETURN MONITORING NETWORK (PRMN)

MUDUG, SOMALIA | SEPTEMBER 2023

UNHCR The UN Refugee Agency | Somalia

	SEPTEMBER 2023	IN 2023
# OF INCIDENTS THAT CAUSED DISPLACEMENT	145	976
# OF NEWLY DISPLACED POPULATION	883	36207
# OF PROTECTION VIOLATIONS RECORDED[1]	66	344

[1]Some protection violations were not recorded due to security risks in some regions.

TRIGGERS OF DISPLACEMENT (SEPTEMBER 2023 IN %)

Drought	77%
Flood	0%
Other	8%
Conflict	15%

DEMOGRAPHICS (SEPTEMBER 2023)[3]

Girls	Boys	Women	Men	Elderly
291	293	138	118	44

[3]Disaggregated data for displaced persons are based on those displacement reports where data has been collected at household level.

PROTECTION VIOLATIONS CONCERNING CHILDREN, WOMEN AND MINORITIES (2023 IN %)

Children	Women	Minorities[2]
0%	100%	0%

[2]Members of minority clans include the Benadiri, Bantu, AUGUSTIe, Barawans, Gardere, Yakabur and Rahanweyne.

SPECIFIC NEEDS OF THOSE WHO EXPERIENCED PROTECTION VIOLATIONS (IN 2023)[4]

Child at risk	Women at risk	Disabilities	Elderly at risk	Others[5]
0%	97%	2%	0%	1%

[4]In Sep 2023, 75 specific needs were recorded of those individuals who experienced protection violations.
[5]Others who are at risk include the following categories family unit, specific legal and physical protection needs, unaccompanied or seperate child, pregnant or lactating, serious medical condition, single parent, SGBV and torture. Individuals can have multiple vulnerabilities

DISPLACEMENT LOCATION (AUGUST 2023)

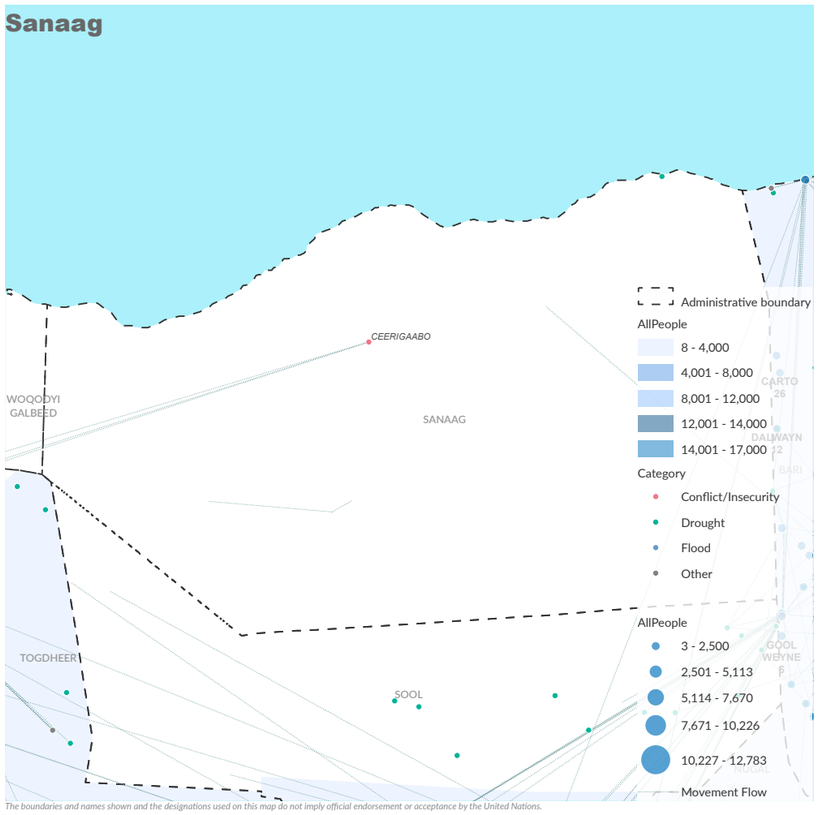

Galdogob district was the district with the highest recorded displacement incidents in the region (362).

172 individuals were displaced to Gaalkacyo settlement, making it the largest displacement incident due to Drought.

Gaalkacyo district was the district with the second highest recorded displacement incidents in the region (326).

157 individuals were displaced to Galdogob settlement, making it the second largest displacement incident due to Drought.

Hobyo district was the district with the third highest recorded displacement incidents in the region (120).

120 individuals were displaced to Wisil settlement, making it the third largest displacement incident due to Conflict/Insecurity.

In September 2023, 5% of protection violations across Somalia were recorded in Mudug region.

Gaalkacyo district had the highest recorded percentage of protection violations across the Mudug region (59%).

The highest recorded protection violations in the region from January to September 2023 include the following:

- Domestic Violence (99%)
- Torture (1%).

Gaalkacyo district was the distict with the highest number of protection violations in the region from January 2016 to September 2023 (3940).

Top 3 Protection Risks Identified

1. Disinformation and denial of access to information
2. Gender-based violence
3. Child, early or forced marriage

PRIORITY NEED ON ARRIVAL (SEPTEMBER 2023 IN %)

Food	30%
Water	0%
Shelter	5%
Health	15%
Protection[4]	0%
Livelihood	27%
Transport	1%
Other	23%

[6]Protection figures are underreported due to the concerns related to the sensitivity of this topic in the context of Somalia.

This dashboard should be read in conjunction with the Notes on PRMN Methodology which outline the approach and certain limitations. More information on Somalia can be found on the UNHCR Somalia Data Portal.

Implemented by:

UNHCR is grateful for the generous contributions of donors who have directly contributed to the UNHCR Somalia operation in 2023

United Nations CERF Central Emergency Response Fund
European Union Civil Protection and Humanitarian Aid
EID CHARITY
From the People of Japan
KOICA Korea International Cooperation Agency
UNO Flüchtlingshilfe Deutschland für den UNHCR

PROTECTION & RETURN MONITORING NETWORK (PRMN)

NUGAAL, SOMALIA | SEPTEMBER 2023

UNHCR The UN Refugee Agency | Somalia

	SEPTEMBER 2023	IN 2023
# OF INCIDENTS THAT CAUSED DISPLACEMENT	115	412
# OF NEWLY DISPLACED POPULATION	4446	145398
# OF PROTECTION VIOLATIONS RECORDED[1]	8	48

[1]Some protection violations were not recorded due to security risks in some regions.

TRIGGERS OF DISPLACEMENT (SEPTEMBER 2023 IN %)

Drought	1%
Flood	0%
Other	90%
Conflict	9%

DEMOGRAPHICS (SEPTEMBER 2023)[3]

Girls	Boys	Women	Men	Elderly
1,467	1,473	694	592	220

[3]Disaggregated data for displaced persons are based on those displacement reports where data has been collected at household level.

PROTECTION VIOLATIONS CONCERNING CHILDREN, WOMEN AND MINORITIES (2023 IN %)

Children	Women	Minorities[2]
29%	83%	0%

[2]Members of minority clans include the Benadiri, Bantu, AUGUSTIe, Barawans, Gardere, Yakabur and Rahanweyne.

SPECIFIC NEEDS OF THOSE WHO EXPERIENCED PROTECTION VIOLATIONS (IN 2023)[4]

Child at risk	Women at risk	Disabilities	Elderly at risk	Others[5]
16%	49%	19%	5%	10%

[4]In Sep 2023, 26 specific needs were recorded of those individuals who experienced protection violations.
[5]Others who are at risk include the following categories family unit, specific legal and physical protection needs, unaccompanied or seperate child, pregnant or lactating, serious medical condition, single parent, SGBV and torture. Individuals can have multiple vulnerabilities

DISPLACEMENT LOCATION (AUGUST 2023)

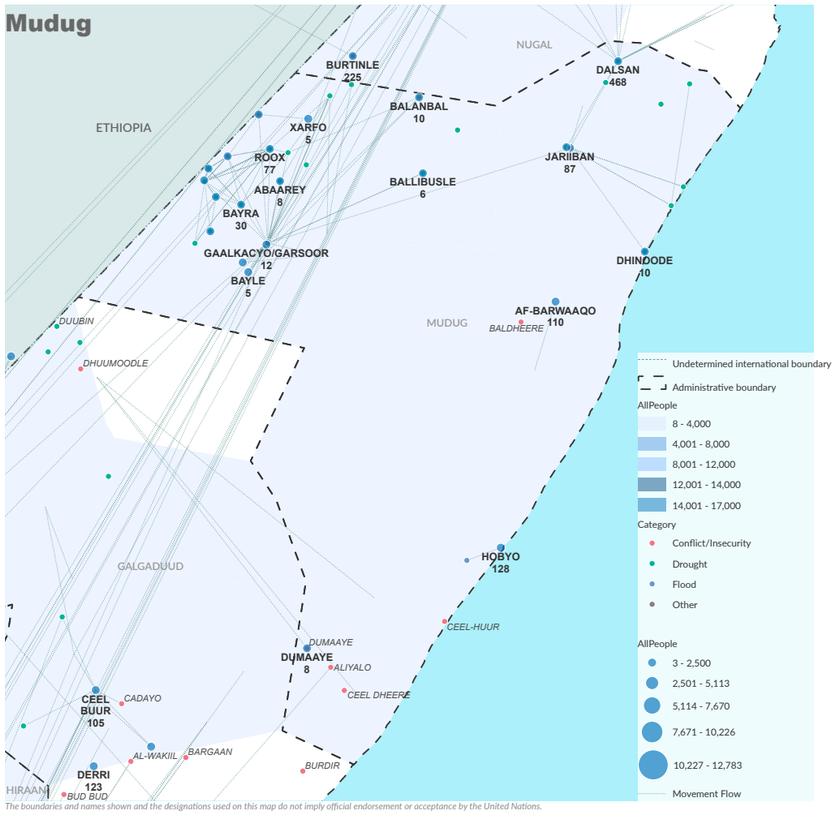

Eyl district was the district with the highest recorded displacement incidents in the region (1290).

384 individuals were displaced to Qundheed settlement, making it the largest displacement incident due to Other.

Garoowe district was the district with the second highest recorded displacement incidents in the region (1252).

352 individuals were displaced to yoombays settlement, making it the second largest displacement incident due to Other.

Qardho district was the district with the third highest recorded displacement incidents in the region (1095).

286 individuals were displaced to X_khayr settlement, making it the third largest displacement incident due to Other.

In September 2023, 1% of protection violations across Somalia were recorded in Nugaal region.

Garoowe district had the highest recorded percentage of protection violations across the Nugaal region (100%).

The highest recorded protection violations in the region from January to September 2023 include the following:

- Harassment (23%)
- Attempted rape (13%).

Garoowe district was the distict with the highest number of protection violations in the region from January 2016 to September 2023 (983).

Top 3 Protection Risks Identified

1. Discrimination and stigmatization, denial of resources, opportunities, services and/or humanitarian access
2. Psychological/emotional abuse or inflicted distress
3. Gender-based violence

PRIORITY NEED ON ARRIVAL (SEPTEMBER 2023 IN %)

Food	21%
Water	17%
Shelter	14%
Health	3%
Protection[4]	0%
Livelihood	45%
Transport	0%
Other	0%

[6]Protection figures are underreported due to the concerns related to the sensitivey of this topic in the context of Somalia.

This dashboard should be read in conjunction with the Notes on PRMN Methodology which outline the approach and certain limitations. More information on Somalia can be found on the UNHCR Somalia Data Portal.

Implemented by:

UNHCR is grateful for the generous contributions of donors who have directly contributed to the UNHCR Somalia operation in 2023

United Nations CERF Central Emergency Response Fund
European Union Civil Protection and Humanitarian Aid
عيد الخيرية EID CHARITY
From the People of Japan
KOICA Korea International Cooperation Agency
UNO Flüchtlingshilfe Deutschland für den UNHCR

PROTECTION & RETURN MONITORING NETWORK (PRMN)

SANAAG, SOMALIA | SEPTEMBER 2023

UNHCR The UN Refugee Agency | Somalia

	SEPTEMBER 2023	IN 2023
# OF INCIDENTS THAT CAUSED DISPLACEMENT	4	19
# OF NEWLY DISPLACED POPULATION	1038	15645
# OF PROTECTION VIOLATIONS RECORDED[1]	0	8

[1]Some protection violations were not recorded due to security risks in some regions.

TRIGGERS OF DISPLACEMENT (SEPTEMBER 2023 IN %)

Drought	0%
Flood	0%
Other	0%
Conflict	100%

DEMOGRAPHICS (SEPTEMBER 2023)[3]

Girls	Boys	Women	Men	Elderly
342	344	162	138	51

[3]Disaggregated data for displaced persons are based on those displacement reports where data has been collected at household level.

PROTECTION VIOLATIONS CONCERNING CHILDREN, WOMEN AND MINORITIES (2023 IN %)

Children	Women	Minorities[2]
38%	63%	0%

[2]Members of minority clans include the Benadiri, Bantu, AUGUSTIe, Barawans, Gardere, Yakabur and Rahanweyne.

SPECIFIC NEEDS OF THOSE WHO EXPERIENCED PROTECTION VIOLATIONS (IN 2023)[4]

Child at risk	Women at risk	Disabilities	Elderly at risk	Others[5]
0%	100%	0%	0%	0%

[4]In Sep 2023, 0 specific needs were recorded of those individuals who experienced protection violations.
[5]Others who are at risk include the following categories family unit, specific legal and physical protection needs, unaccompanied or seperate child, pregnant or lactating, serious medical condition, single parent, SGBV and torture. Individuals can have multiple vulnerabilities

DISPLACEMENT LOCATION (AUGUST 2023)

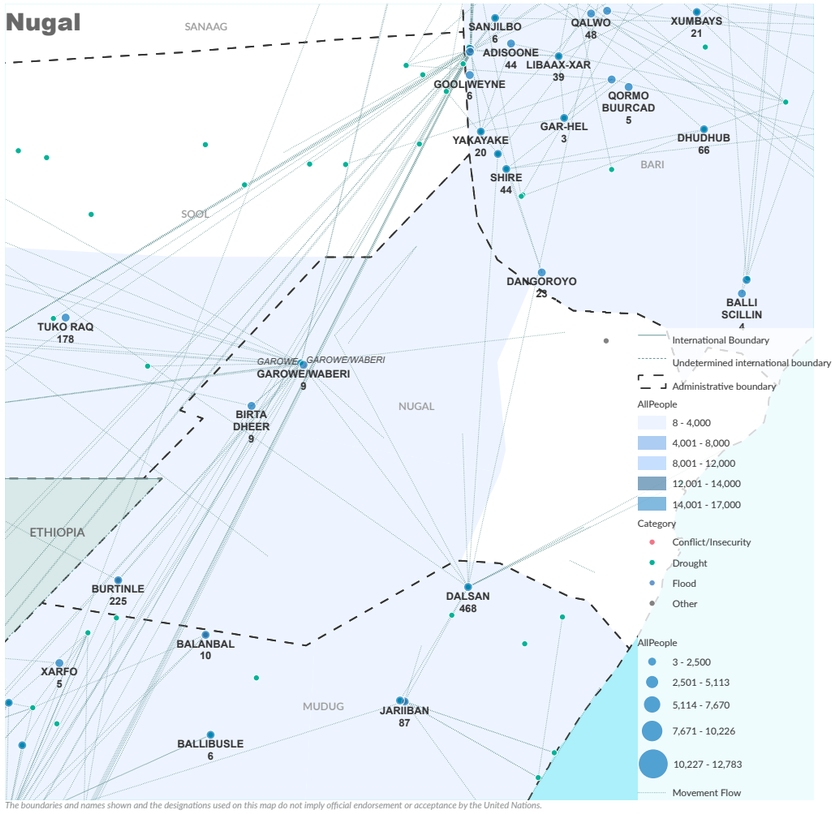

Ceerigaabo district was the district with the highest recorded displacement incidents in the region (1038).

468 individuals were displaced to Godwaraabe settlement, making it the largest displacement incident due to Conflict/Insecurity.

N/A district was the district with the second highest recorded displacement incidents in the region (0).

270 individuals were displaced to Beer Weyso settlement, making it the second largest displacement incident due to Conflict/Insecurity.

N/A district was the district with the third highest recorded displacement incidents in the region (0).

180 individuals were displaced to Ceerigaabo settlement, making it the third largest displacement incident due to Conflict/Insecurity.

In September 2023, 0% of protection violations across Somalia were recorded in Sanaag region.

0 district had the highest recorded percentage of protection violations across the Sanaag region (0%).

The highest recorded protection violations in the region from January to September 2023 include the following:

- Rape (63%)
- Harassment (13%).

Ceel Afweyn district was the distict with the highest number of protection violations in the region from January 2016 to September 2023 (473).

Top 3 Protection Risks Identified

1. Gender-based violence
2. Child and forced family separation
3. Psychological/emotional abuse or inflicted distress

PRIORITY NEED ON ARRIVAL (SEPTEMBER 2023 IN %)

Food	0%
Water	12%
Shelter	43%
Health	0%
Protection[4]	0%
Livelihood	45%
Transport	0%
Other	0%

[6]Protection figures are underreported due to the concerns related to the sensitivey of this topic in the context of Somalia.

This dashboard should be read in conjunction with the Notes on PRMN Methodology which outline the approach and certain limitations. More information on Somalia can be found on the UNHCR Somalia Data Portal.

Implemented by:

UNHCR is grateful for the generous contributions of donors who have directly contributed to the UNHCR Somalia operation in 2023

United Nations CERF Central Emergency Response Fund
European Union Civil Protection and Humanitarian Aid
عيد الخيرية EID CHARITY
From the People of Japan
KOICA Korea International Cooperation Agency
UNO Flüchtlingshilfe Deutschland für den UNHCR

PROTECTION & RETURN MONITORING NETWORK (PRMN)

SOOL, SOMALIA | SEPTEMBER 2023

UNHCR The UN Refugee Agency | Somalia

	SEPTEMBER 2023	IN 2023
# OF INCIDENTS THAT CAUSED DISPLACEMENT	14	154
# OF NEWLY DISPLACED POPULATION	7036	49747
# OF PROTECTION VIOLATIONS RECORDED[1]	4	522

[1]Some protection violations were not recorded due to security risks in some regions.

TRIGGERS OF DISPLACEMENT (SEPTEMBER 2023 IN %)

Drought	0%
Flood	0%
Other	98%
Conflict	2%

DEMOGRAPHICS (SEPTEMBER 2023)[3]

Girls	Boys	Women	Men	Elderly
2,321	2,332	1,098	937	349

[3]Disaggregated data for displaced persons are based on those displacement reports where data has been collected at household level.

PROTECTION VIOLATIONS CONCERNING CHILDREN, WOMEN AND MINORITIES (2023 IN %)

Children	Women	Minorities[2]
14%	50%	0%

[2]Members of minority clans include the Benadiri, Bantu, AUGUSTIe, Barawans, Gardere, Yakabur and Rahanweyne.

SPECIFIC NEEDS OF THOSE WHO EXPERIENCED PROTECTION VIOLATIONS (IN 2023)[4]

Child at risk	Women at risk	Disabilities	Elderly at risk	Others[5]
7%	41%	0%	3%	48%

[4]In Sep 2023, 0 specific needs were recorded of those individuals who experienced protection violations.
[5]Others who are at risk include the following categories family unit, specific legal and physical protection needs, unaccompanied or seperate child, pregnant or lactating, serious medical condition, single parent, SGBV and torture. Individuals can have multiple vulnerabilities

DISPLACEMENT LOCATION (AUGUST 2023)

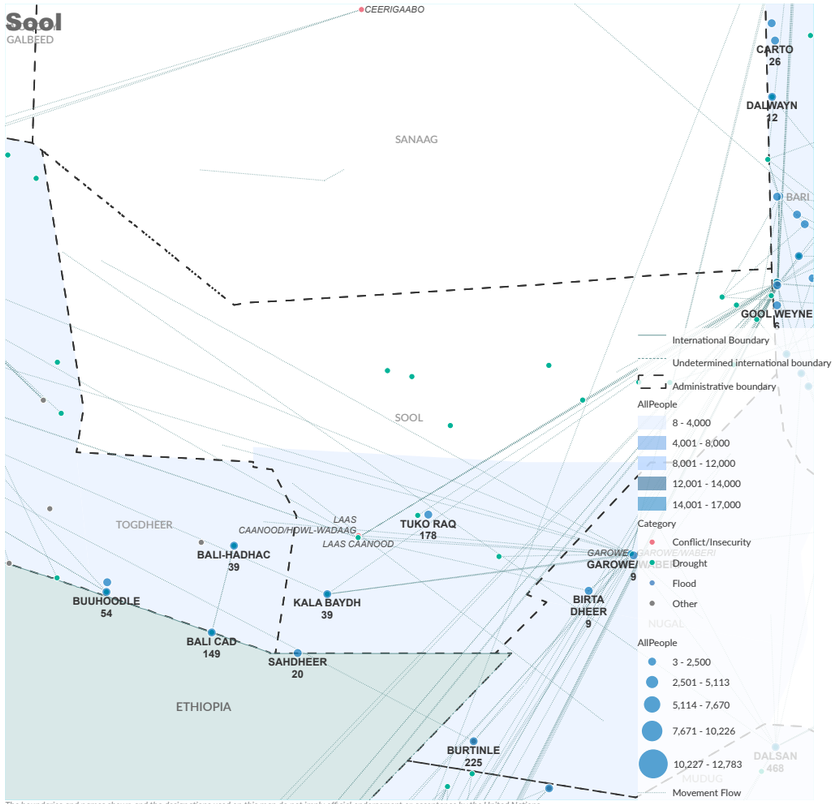

The boundaries and names shown and the designations used on this map do not imply official endorsement or acceptance by the United Nations.

Caynabo district was the district with the highest recorded displacement incidents in the region (6780).

5100 individuals were displaced to Caynabo settlement, making it the largest displacement incident due to Other.

Laas Caanood district was the district with the second highest recorded displacement incidents in the region (256).

1200 individuals were displaced to Wadaamagoo settlement, making it the second largest displacement incident due to Other.

N/A district was the district with the third highest recorded displacement incidents in the region (0).

480 individuals were displaced to Oog settlement, making it the third largest displacement incident due to Other.

In September 2023, 0% of protection violations across Somalia were recorded in Sool region.

Laas Caanood district had the highest recorded percentage of protection violations across the Sool region (100%).

The highest recorded protection violations in the region from January to September 2023 include the following:

- Physical Assault/Attack Not Resulting In Death (46%)

Laas Caanood district was the distict with the highest number of protection violations in the region from January 2016 to September 2023 (2327).

Top 3 Protection Risks Identified

1. Gender-based violence
2. Presence of Mine and other explosive ordnance
3. Psychological/emotional abuse or inflicted distress

PRIORITY NEED ON ARRIVAL (SEPTEMBER 2023 IN %)

Food	24%
Water	0%
Shelter	15%
Health	0%
Protection[4]	4%
Livelihood	57%
Transport	0%
Other	0%

[6]Protection figures are underreported due to the concerns related to the sensitivey of this topic in the context of Somalia.

This dashboard should be read in conjunction with the Notes on PRMN Methodology which outline the approach and certain limitations. More information on Somalia can be found on the UNHCR Somalia Data Portal.

Implemented by:

UNHCR is grateful for the generous contributions of donors who have directly contributed to the UNHCR Somalia operation in 2023

United Nations CERF Central Emergency Response Fund
European Union Civil Protection and Humanitarian Aid
عيد الخيرية EID CHARITY
From the People of Japan
KOICA Korea International Cooperation Agency
UNO Flüchtlingshilfe Deutschland für den UNHCR

PROTECTION & RETURN MONITORING NETWORK (PRMN)

TOGDHEER, SOMALIA | SEPTEMBER 2023

UNHCR The UN Refugee Agency | Somalia

	SEPTEMBER 2023	IN 2023
# OF INCIDENTS THAT CAUSED DISPLACEMENT	20	520
# OF NEWLY DISPLACED POPULATION	2804	55591
# OF PROTECTION VIOLATIONS RECORDED[1]	30	325

[1]Some protection violations were not recorded due to security risks in some regions.

TRIGGERS OF DISPLACEMENT (SEPTEMBER 2023 IN %)

Drought	2%
Flood	0%
Other	2%
Conflict	96%

DEMOGRAPHICS (SEPTEMBER 2023)[3]

Girls	Boys	Women	Men	Elderly
925	929	437	373	139

[3]Disaggregated data for displaced persons are based on those displacement reports where data has been collected at household level.

PROTECTION VIOLATIONS CONCERNING CHILDREN, WOMEN AND MINORITIES (2023 IN %)

Children	Women	Minorities[2]
13%	89%	0%

[2]Members of minority clans include the Benadiri, Bantu, AUGUSTIe, Barawans, Gardere, Yakabur and Rahanweyne.

SPECIFIC NEEDS OF THOSE WHO EXPERIENCED PROTECTION VIOLATIONS (IN 2023)[4]

Child at risk	Women at risk	Disabilities	Elderly at risk	Others[5]
8%	84%	1%	0%	7%

[4]In Sep 2023, 40 specific needs were recorded of those individuals who experienced protection violations.
[5]Others who are at risk include the following categories family unit, specific legal and physical protection needs, unaccompanied or seperate child, pregnant or lactating, serious medical condition, single parent, SGBV and torture. Individuals can have multiple vulnerabilities

DISPLACEMENT LOCATION (AUGUST 2023)

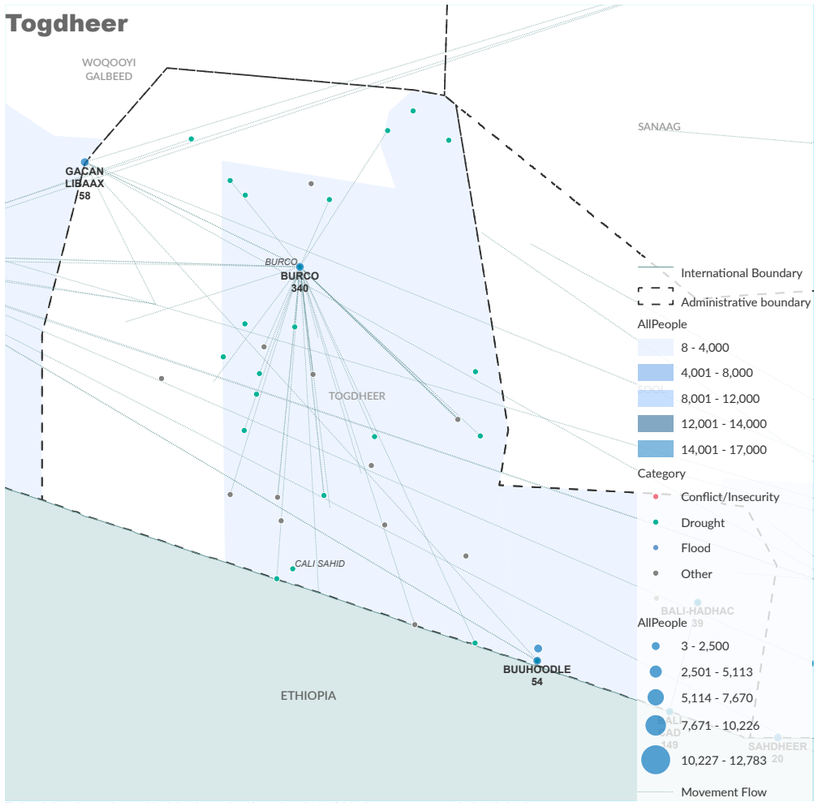

Burco district was the district with the highest recorded displacement incidents in the region (2294).

2190 individuals were displaced to Burco settlement, making it the largest displacement incident due to Conflict/Insecurity.

Sheikh district was the district with the second highest recorded displacement incidents in the region (510).

510 individuals were displaced to Sheikh settlement, making it the second largest displacement incident due to Conflict/Insecurity.

N/A district was the district with the third highest recorded displacement incidents in the region (0).

58 individuals were displaced to Burco settlement, making it the third largest displacement incident due to Other.

In September 2023, 2% of protection violations across Somalia were recorded in Togdheer region.

Burco district had the highest recorded percentage of protection violations across the Togdheer region (93%).

The highest recorded protection violations in the region from January to September 2023 include the following:

- Domestic Violence (65%)
- Physical Assault/Attack Not Resulting In

Burco district was the distict with the highest number of protection violations in the region from January 2016 to September 2023 (730).

Top 3 Protection Risks Identified

1. Gender-based violence
2. Presence of Mine and other explosive ordnance
3. Psychological/emotional abuse or inflicted distress

PRIORITY NEED ON ARRIVAL (SEPTEMBER 2023 IN %)

Food	58%
Water	0%
Shelter	30%
Health	0%
Protection[4]	0%
Livelihood	11%
Transport	0%
Other	0%

[6]Protection figures are underreported due to the concerns related to the sensitivey of this topic in the context of Somalia.

This dashboard should be read in conjunction with the Notes on PRMN Methodology which outline the approach and certain limitations. More information on Somalia can be found on the UNHCR Somalia Data Portal.

Implemented by:

UNHCR is grateful for the generous contributions of donors who have directly contributed to the UNHCR Somalia operation in 2023

United Nations CERF Central Emergency Response Fund
European Union Civil Protection and Humanitarian Aid
EID CHARITY
From the People of Japan
KOICA Korea International Cooperation Agency
UNO Flüchtlingshilfe Deutschland für den UNHCR

PROTECTION & RETURN MONITORING NETWORK (PRMN)

WOQOOYI GALBEED, SOMALIA | SEPTEMBER 2023

UNHCR The UN Refugee Agency | Somalia

	SEPTEMBER 2023	IN 2023
# OF INCIDENTS THAT CAUSED DISPLACEMENT	33	354
# OF NEWLY DISPLACED POPULATION	167	1867
# OF PROTECTION VIOLATIONS RECORDED[1]	158	745

[1]Some protection violations were not recorded due to security risks in some regions.

TRIGGERS OF DISPLACEMENT (SEPTEMBER 2023 IN %)

Drought	46%
Flood	0%
Other	0%
Conflict	54%

DEMOGRAPHICS (SEPTEMBER 2023)[3]

Girls	Boys	Women	Men	Elderly
55	55	26	22	8

[3]Disaggregated data for displaced persons are based on those displacement reports where data has been collected at household level.

PROTECTION VIOLATIONS CONCERNING CHILDREN, WOMEN AND MINORITIES (2023 IN %)

Children	Women	Minorities[2]
10%	93%	0%

[2]Members of minority clans include the Benadiri, Bantu, AUGUSTIe, Barawans, Gardere, Yakabur and Rahanweyne.

SPECIFIC NEEDS OF THOSE WHO EXPERIENCED PROTECTION VIOLATIONS (IN 2023)[4]

Child at risk	Women at risk	Disabilities	Elderly at risk	Others[5]
13%	86%	0%	0%	1%

[4]In Sep 2023, 99 specific needs were recorded of those individuals who experienced protection violations.
[5]Others who are at risk include the following categories family unit, specific legal and physical protection needs, unaccompanied or seperate child, pregnant or lactating, serious medical condition, single parent, SGBV and torture. Individuals can have multiple vulnerabilities

DISPLACEMENT LOCATION (AUGUST 2023)

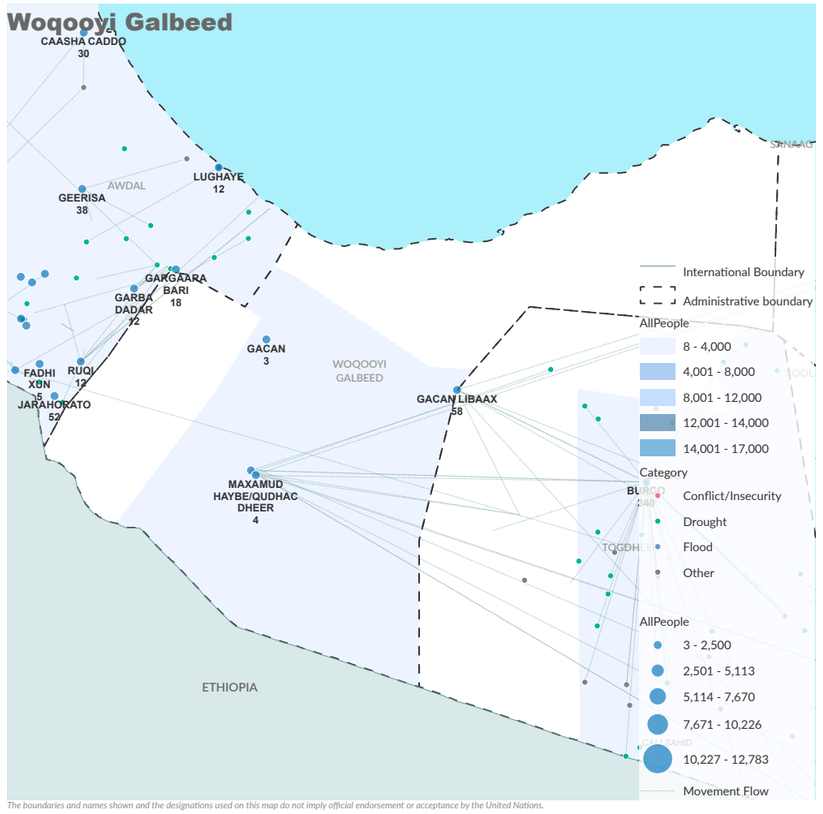

Hargeysa district was the district with the highest recorded displacement incidents in the region (167).

43 individuals were displaced to 26-Jun settlement, making it the largest displacement incident due to Drought.

N/A district was the district with the second highest recorded displacement incidents in the region (0).

38 individuals were displaced to Gacan Libaax settlement, making it the second largest displacement incident due to Conflict/Insecurity.

N/A district was the district with the third highest recorded displacement incidents in the region (0).

25 individuals were displaced to Maxamuud Haybe settlement, making it the third largest displacement incident due to Conflict/Insecurity.

In September 2023, 12% of protection violations across Somalia were recorded in Woqooyi Galbeed region.

Hargeysa district had the highest recorded percentage of protection violations across the Woqooyi Galbeed region (100%).

The highest recorded protection violations in the region from January to September 2023 include the following:

- Domestic Violence (51%)
- Physical Assault/Attack Not Resulting In

Hargeysa district was the distict with the highest number of protection violations in the region from January 2016 to September 2023 (9665).

Top 3 Protection Risks Identified

1. Unlawful impediments or restrictions to freedom of movement, siege and forced displacement.
2. Theft, extortion, forced eviction or destruction of personal property
3. Disinformation and denial of access to information

PRIORITY NEED ON ARRIVAL (SEPTEMBER 2023 IN %)

Food	25%
Water	6%
Shelter	14%
Health	0%
Protection[4]	0%
Livelihood	54%
Transport	0%
Other	0%

[6]Protection figures are underreported due to the concerns related to the sensitivety of this topic in the context of Somalia.

This dashboard should be read in conjunction with the Notes on PRMN Methodology which outline the approach and certain limitations. More information on Somalia can be found on the UNHCR Somalia Data Portal.

Implemented by:

UNHCR is grateful for the generous contributions of donors who have directly contributed to the UNHCR Somalia operation in 2023

United Nations CERF Central Emergency Response Fund
European Union Civil Protection and Humanitarian Aid
عيد الخيرية EID CHARITY
From the People of Japan
KOICA Korea International Cooperation Agency
UNO Flüchtlingshilfe Deutschland für den UNHCR