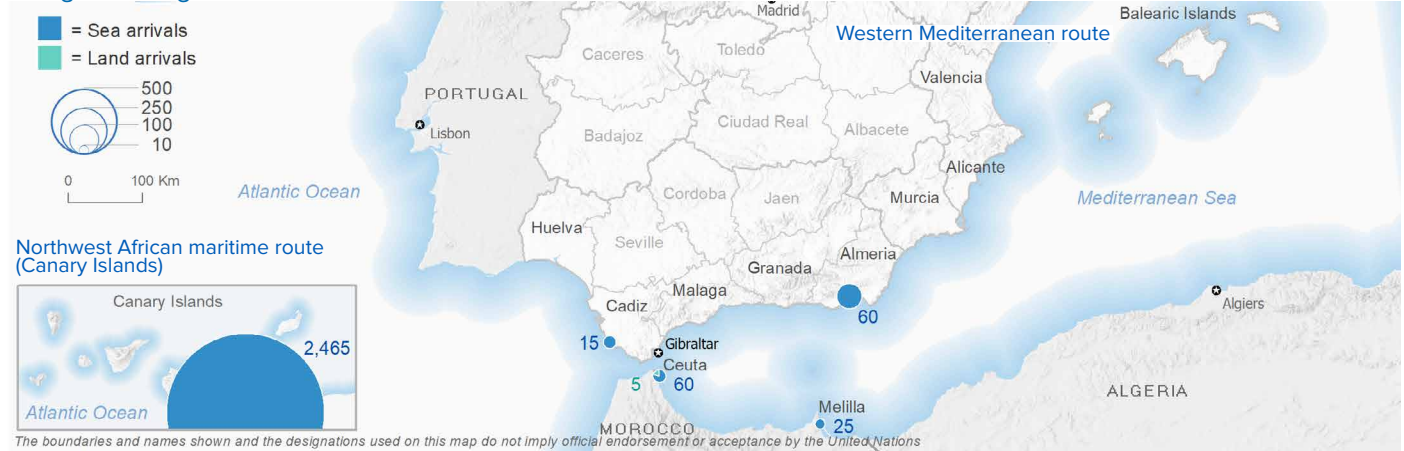


# SPAIN Weekly snapshot - Week 43 (23 - 29 Oct 2023)

The charts below are based on figures from the Ministry of Interior and UNHCR estimates. All figures are provisional and subject to change

## Refugees & migrants: sea and land arrivals in week 43<sup>1</sup>



### Arrivals in Spain

**43,931**  
 Arrivals as of 29 Oct 2023<sup>2</sup>  
**+56%**  
 Dif. 2022

**43,502**  
 Sea Arrivals<sup>2</sup>  
 Dif. 2022: **+65%**

**429**  
 Land Arrivals<sup>2</sup>  
 Dif. 2022: **-75%**

**2,581**  
 Arrivals Week 43<sup>1</sup>  
 Dif. last week: **-41%**  
 Dif. 2022: **+138%**

### Western Mediterranean

**13,812**  
 Arrivals as of 29 Oct 2023<sup>2</sup>  
**0%**  
 Dif. 2022

**13,383**  
 Sea Arrivals<sup>2</sup>  
 Dif. 2022: **+11%**

**429**  
 Land Arrivals<sup>2</sup>  
 Dif. 2022: **-75%**

**114**  
 Arrivals Week 43<sup>1</sup>  
 Dif. last week: **-55%**  
 Dif. 2022: **-82%**

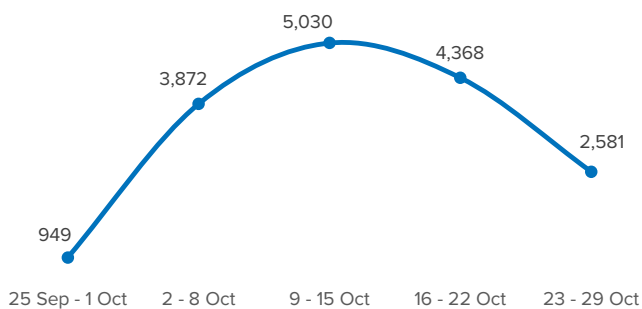
### Northwest African maritime (Canary Islands)

**30,119**  
 Arrivals as of 29 Oct 2023<sup>2</sup>  
**+110%**  
 Dif. 2022

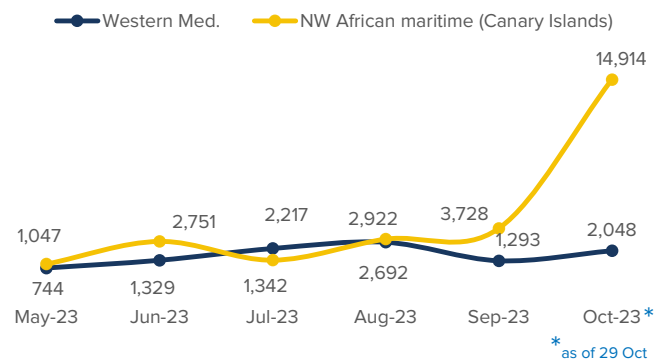
**30,119**  
 Sea Arrivals<sup>2</sup>  
 Dif. 2022: **+110%**

**2,467**  
 Arrivals Week 43<sup>1</sup>  
 Dif. last week: **-40%**  
 Dif. 2022: **+464%**

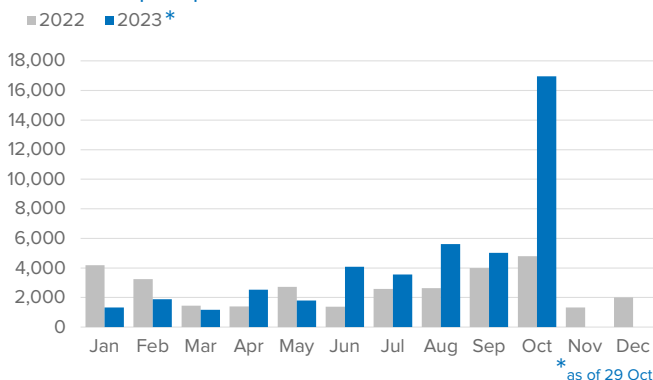
## Arrivals in Spain during the last five weeks<sup>1</sup>



## Arrivals in Spain by route during the last six months<sup>2</sup>



## Arrivals in Spain per month<sup>2</sup>



## Arrivals in Spain per year<sup>2</sup>

