UGANDA- REFUGEE STATISTICS OCTOBER 2023

Adjumani

Total Population	Total Refugees
216,332	216,138
Total Households	Total Asylum-Seekers
30,178	194

Women and Children
85 %
183,699

Female
54 %
115,855

Elderly
3 %
6,400

Youth 15-24
26 %
55,260

New Registration by Month

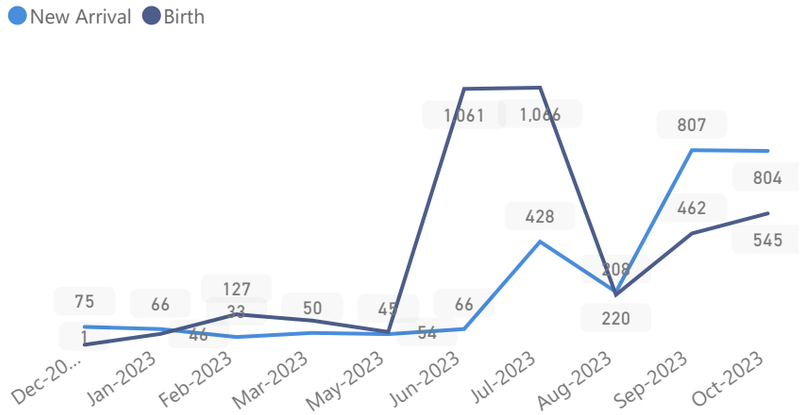

Top Zones

Zone	HHs	Individuals
Nyumanzi	5,076	45,058
Pagrinya	6,023	36,670
Ayilo I	3,029	26,178
Maaji II	2,594	17,598
Ayilo II	2,019	14,912
Maaji III	2,308	14,378
Boroli I	1,320	9,304
Mirieyi	1,015	8,226
Alere	1,184	7,732
Agojo	1,516	7,149
Baratuku	851	6,128
Mungula I	671	5,078
Olua I	609	5,064
Boroli II	701	4,533

Country of Origin	Total
South Sudan	215,336
Sudan	943
Democratic Republic of the Congo	42
Eritrea	5

Occupation - Top 5

19 % Have occupation

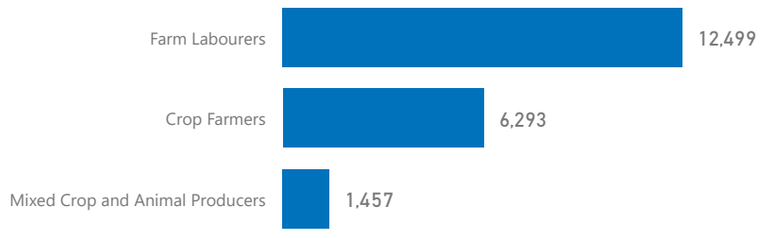

* Age is between 18 - 59 years for Occupation

Age & Gender Breakdown

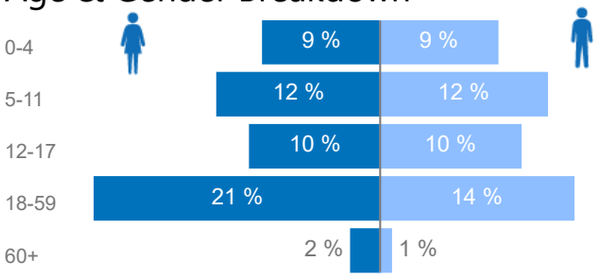

Specific Needs - Top 7

26,867 14,349

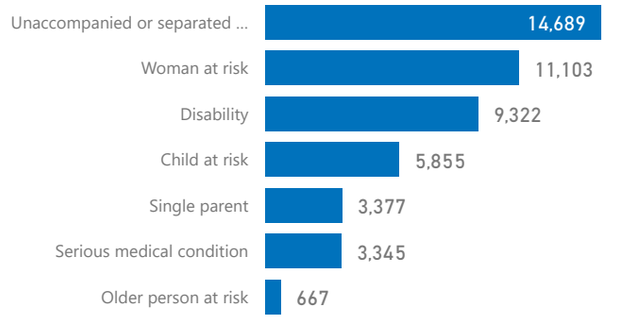

Assistance Status

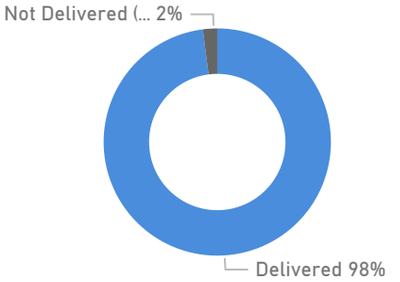

UGANDA- REFUGEE STATISTICS OCTOBER 2023

Bidibidi

Total Population	Total Refugees
197,008	197,007
Total Households	Total Asylum-Seekers
36,632	1

Women and Children
84 %
166,338

Female
52 %
103,341

Elderly
3 %
5,283

Youth 15-24
25 %
48,529

Top Zones

Zone	HHs	Individuals
Zone 3	9,338	46,909
Zone 2	7,505	44,447
Zone 5	8,177	41,557
Zone 1	6,197	36,018
Zone 4	5,412	28,068

Age & Gender Breakdown

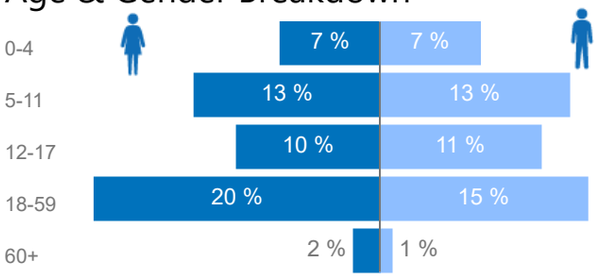

Country of Origin	Total
South Sudan	196,889
Sudan	74
Democratic Republic of the Congo	40
Ethiopia	3
Burundi	1
Rwanda	1

Specific Needs
- Top 7

7,000 4,193

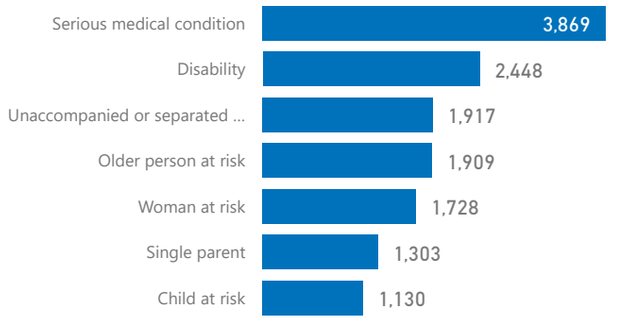

New Registration by Month

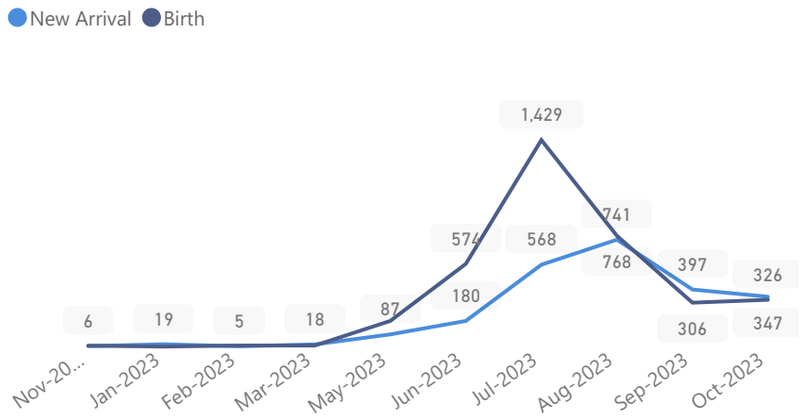

Occupation
- Top 5

18 % Have occupation

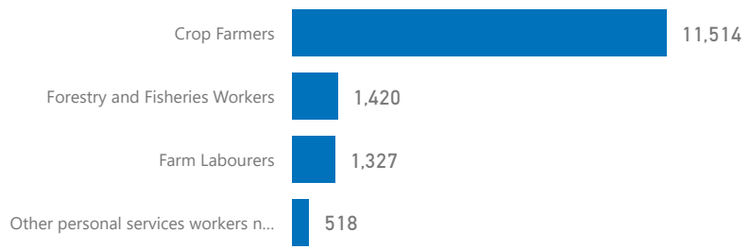

* Age is between 18 - 59 years for Occupation

Assistance Status

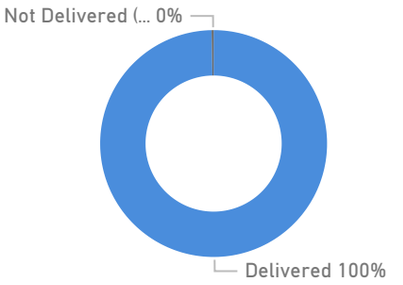

Source: Statistics - OPM (proGres)

Feedback: ugakareg@unhcr.org

Creation date: 01-Nov-2023

UGANDA- REFUGEE STATISTICS OCTOBER 2023

Imvepi

Total Population	Total Refugees
66,813	66,803
Total Households	Total Asylum-Seekers
15,298	10

Women and Children
84 %
56,290

Elderly
3 %
1,899

Female
53 %
35,545

Youth 15-24
23 %
15,089

Top Zones

Zone	HHs	Individuals
Zone I	6,151	27,136
Zone Ii	5,201	24,815
Zone Iii	3,100	12,591
Zone Iv	843	2,261

Age & Gender Breakdown

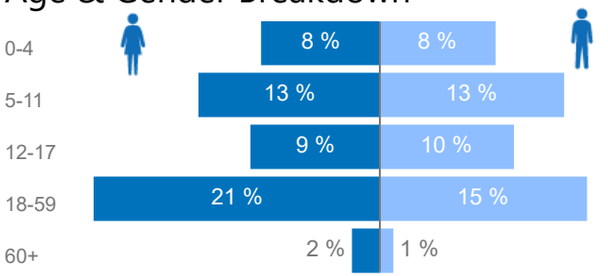

Country of Origin

Country of Origin	Total
South Sudan	64,071
Democratic Republic of the Congo	2,681
Sudan	49
Rwanda	8
Central African Republic	1
Ethiopia	1
Senegal	1
United Republic of Tanzania	1

Specific Needs - Top 7

6,544 3,530

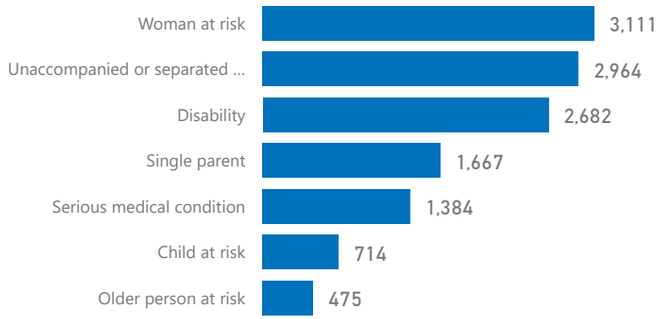

New Registration by Month

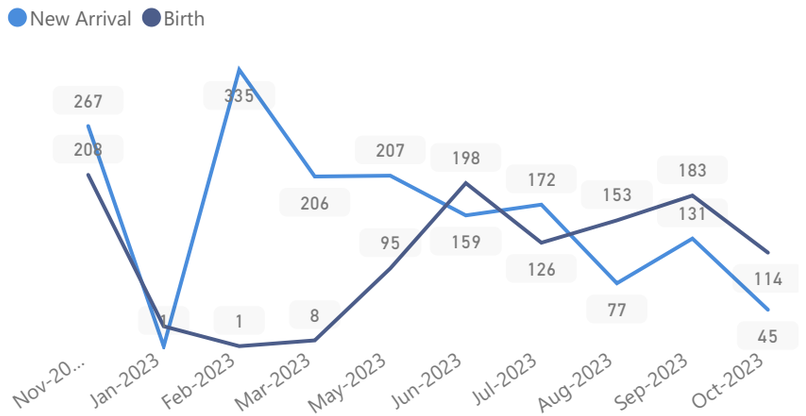

Occupation - Top 5

24 % Have occupation

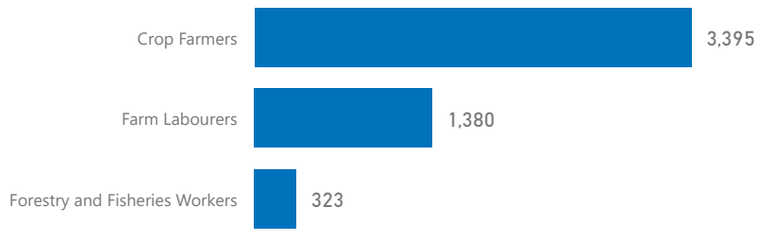

* Age is between 18 - 59 years for Occupation

Assistance Status

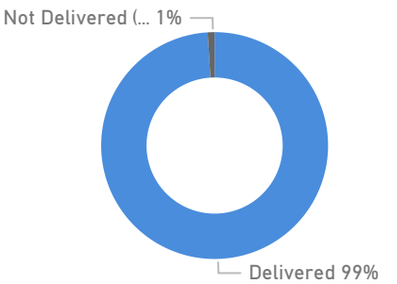

Source: Statistics - OPM (proGres)

Feedback: ugakareg@unhcr.org

Creation date: 01-Nov-2023

UGANDA- REFUGEE STATISTICS OCTOBER 2023

Kampala

Total Population	Total Refugees
126,964	90,103
Total Households	Total Asylum-Seekers
75,111	36,861

Women and Children
62 %
78,234

Female
46 %
58,486

Elderly
1 %
1,566

Youth 15-24
26 %
33,261

New Registration by Month

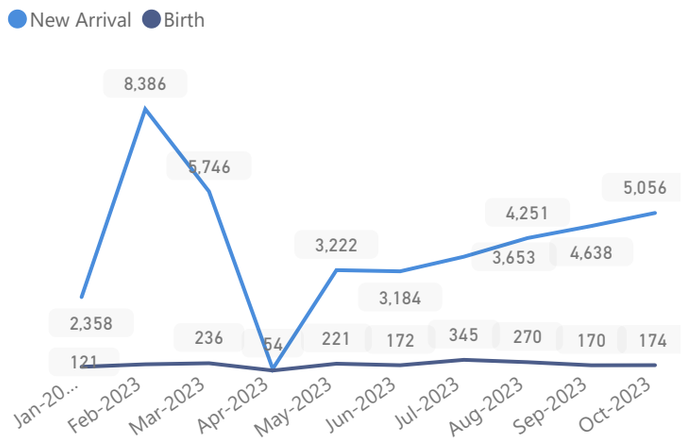

Top Zones

Zone	HHs	Individuals
Makindye Division	30,003	54,448
Kampala Central	28,193	38,308
Rubaga Division	13,258	26,085
Kawempe Division	2,240	4,497
Nakawa	892	2,450

Country of Origin

Country of Origin	Total
Somalia	39,496
Eritrea	36,216
Democratic Republic of the Congo	24,354
Ethiopia	8,304
Sudan	7,972
Burundi	4,327

Occupation - Top 5

6 % Have occupation

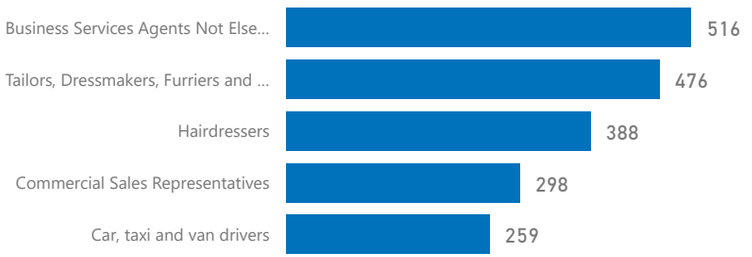

* Age is between 18 - 59 years for Occupation

Age & Gender Breakdown

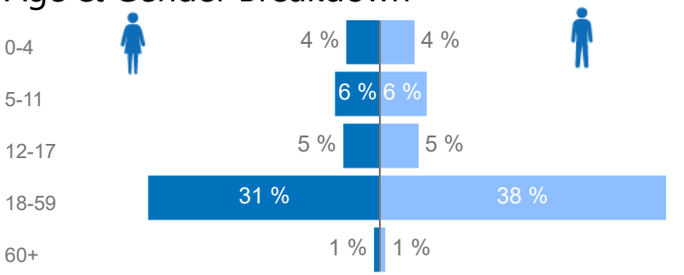

Specific Needs - Top 7

1,112 899

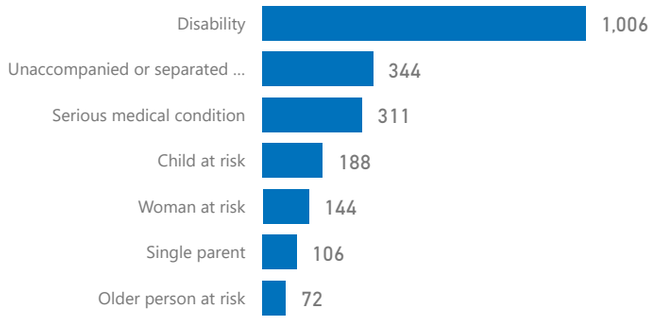

Assistance Status

Source: Statistics - OPM (proGres)

Feedback: ugakareg@unhcr.org

Creation date: 01-Nov-2023

UGANDA- REFUGEE STATISTICS OCTOBER 2023

Kiryandongo

Total Population	Total Refugees
69,248	69,210
Total Households	Total Asylum-Seekers
12,372	38

Women and Children
82 %
56,963

Elderly
2 %
1,374

Female
52 %
36,124

Youth 15-24
30 %
21,087

Top Zones

Zone	HHs	Individuals
Ranch 1	6,689	37,459
Ranch 37	5,680	31,782

Country of Origin

Country of Origin	Total
South Sudan	68,458
Democratic Republic of the Congo	316
Sudan	240
Kenya	175
Burundi	29
Rwanda	21

Age & Gender Breakdown

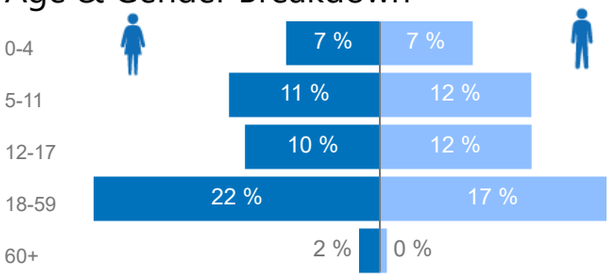

Specific Needs

- Top 7

8,670 5,338

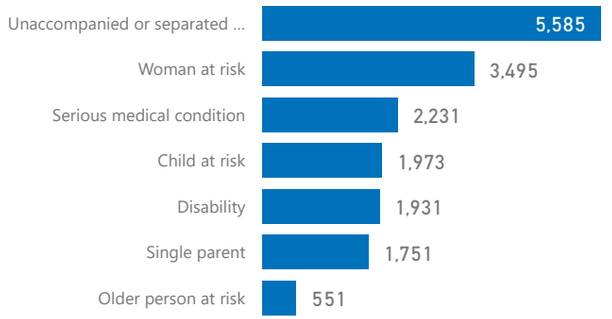

New Registration by Month

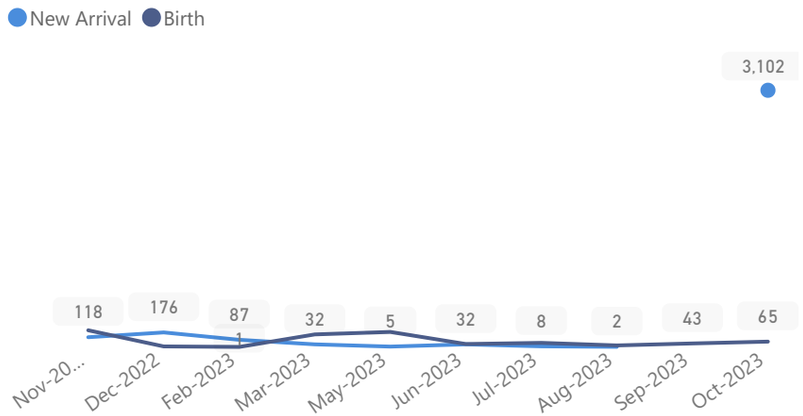

Occupation - Top 5

15 % Have occupation

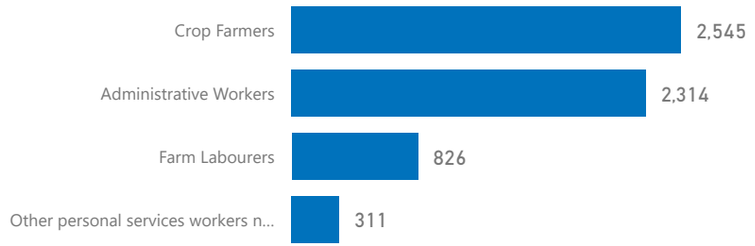

* Age is between 18 - 59 years for Occupation

Assistance Status

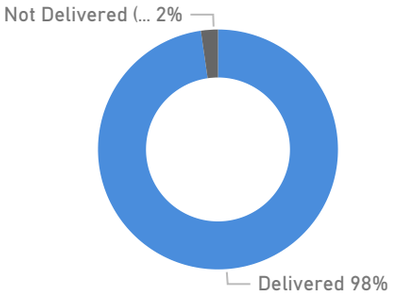

UGANDA- REFUGEE STATISTICS OCTOBER 2023

Kyaka Ii

Total Population	Total Refugees
124,538	121,404
Total Households	Total Asylum-Seekers
33,610	3,134

Women and Children
80 %
99,950

Female
51 %
63,653

Elderly
3 %
3,196

Youth 15-24
20 %
24,618

Top Zones

Zone	HHs	Individuals
Sweswe	6,122	21,519
Byabakora	5,526	21,199
Bwiriza	5,899	21,092
Itambabiniga	4,652	16,773
Mukondo	4,183	16,330

Age & Gender Breakdown

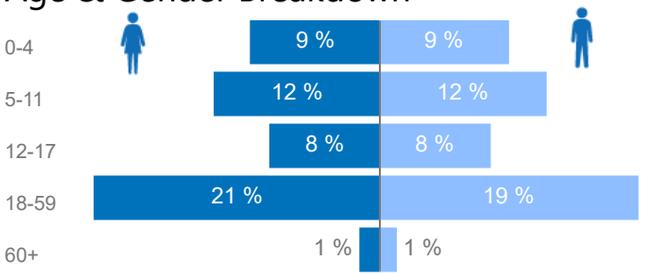

Country of Origin

Country of Origin	Total
Democratic Republic of the Congo	117,792
Rwanda	3,366
Burundi	3,273
South Sudan	51
Congo, Republic of the	13
Kenya	13

Specific Needs - Top 7

23,007 12,538

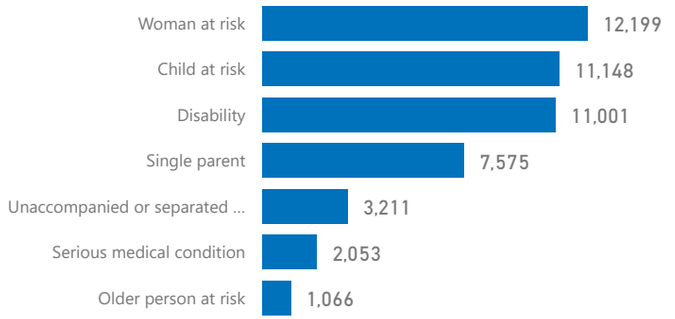

New Registration by Month

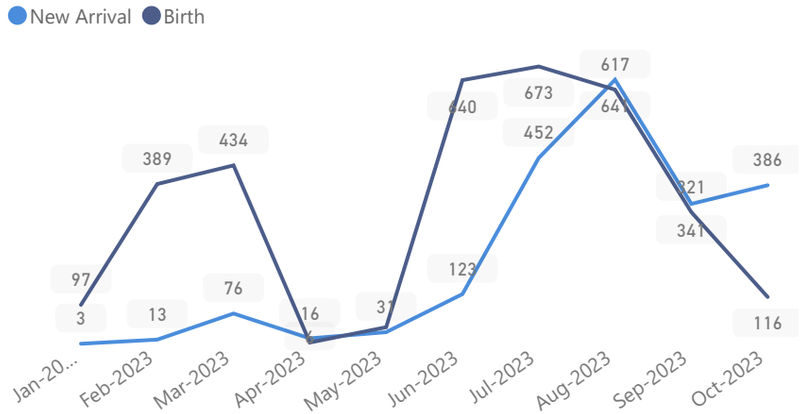

Occupation - Top 5

22 % Have occupation

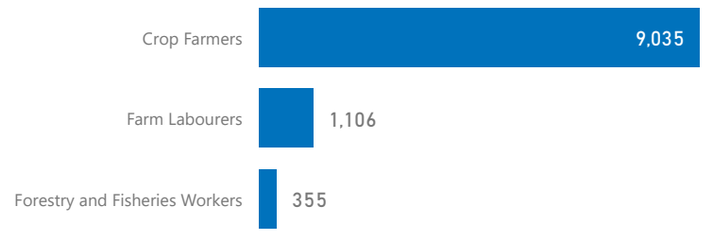

* Age is between 18 - 59 years for Occupation

Assistance Status

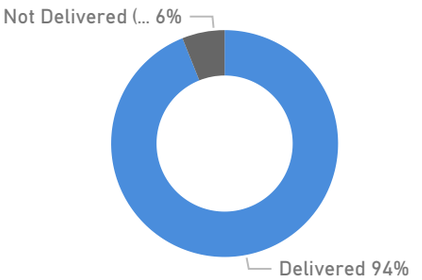

Source: Statistics - OPM (proGres)

Feedback: ugakareg@unhcr.org

Creation date: 01-Nov-2023

UGANDA- REFUGEE STATISTICS OCTOBER 2023

Kyangwali

Total Population	Total Refugees
132,995	132,878
Total Households	Total Asylum-Seekers
39,647	117

Women and Children
82 %
109,687

Female
53 %
70,475

Elderly
3 %
4,365

Youth 15-24
18 %
24,031

New Registration by Month

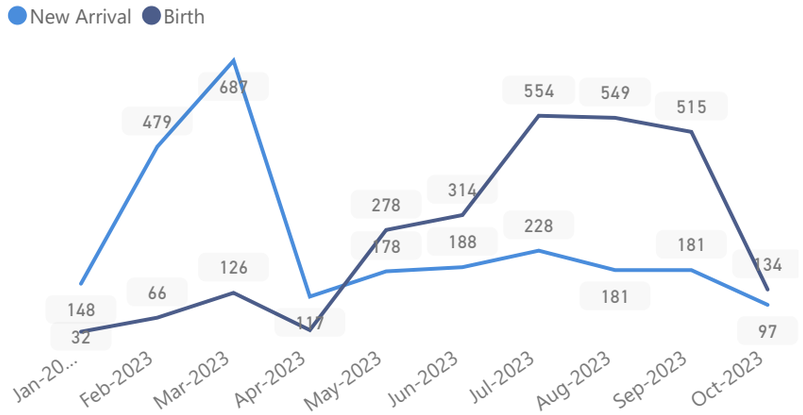

Top Zones

Zone	HHs	Individuals
Kyebitaka	2,631	10,909
Mukunyu A	2,809	7,468
Mombasa	1,978	7,288
Kagoma	2,018	7,123
KARUHINDA	2,241	7,008
WAIBUGA	2,179	6,837
MALUMBA	1,928	6,074
Nyampindu	2,001	5,953
Kentomi	1,820	5,874
BUYANJA	1,793	5,725

Country of Origin	Total
Democratic Republic of the Congo	128,669
South Sudan	3,560
Rwanda	620
Burundi	128
Kenya	11
Sudan	4

Occupation - Top 5

39 % Have occupation

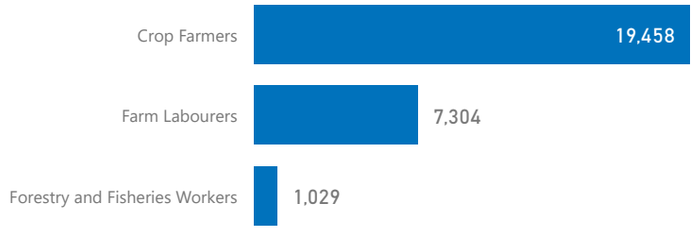

* Age is between 18 - 59 years for Occupation

Age & Gender Breakdown

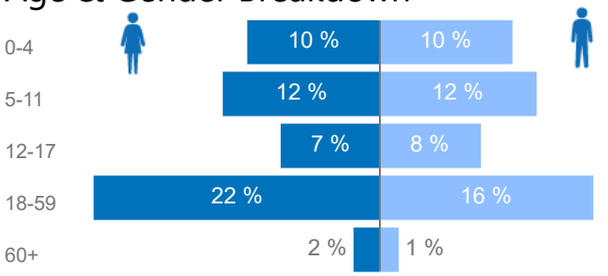

Specific Needs - Top 7

24,624 10,023

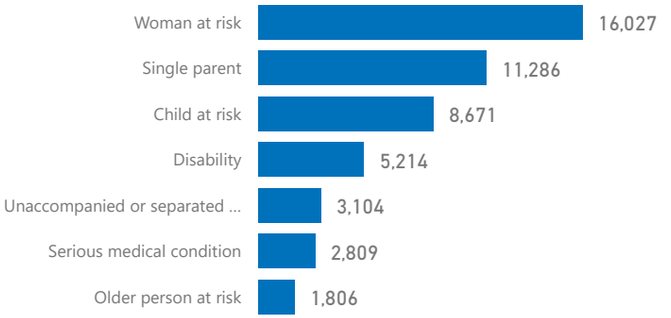

Assistance Status

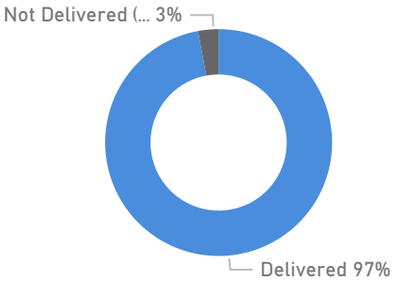

UGANDA- REFUGEE STATISTICS OCTOBER 2023

Lobule

Total Population	Total Refugees
6,038	6,038
Total Households	Total Asylum-Seekers
963	0

Women and Children
84 %
5,049

Elderly
3 %
178

Female
53 %
3,184

Youth 15-24
29 %
1,723

Zones

Zone	HHs	Individuals
Zone B	493	3,185
Zone A	470	2,853

Country of Origin

Country of Origin	Total
Democratic Republic of the Congo	6,034
South Sudan	3
Somalia	1

Age & Gender Breakdown

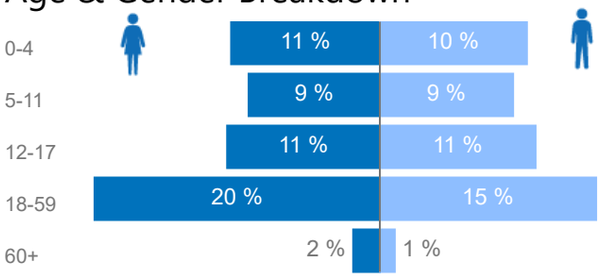

Specific Needs

- Top 7

1,059 626

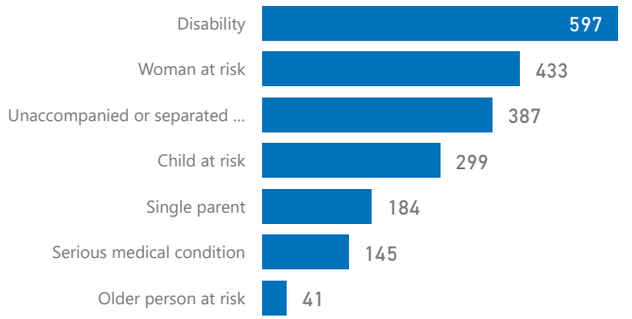

New Registration by Month

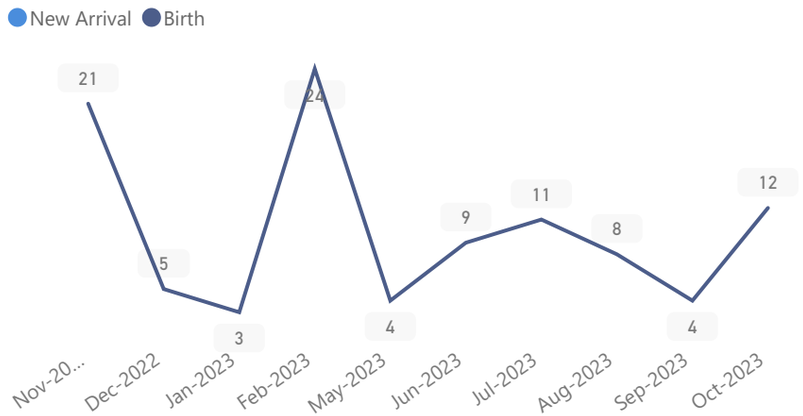

Occupation

- Top 5

36 % Have occupation

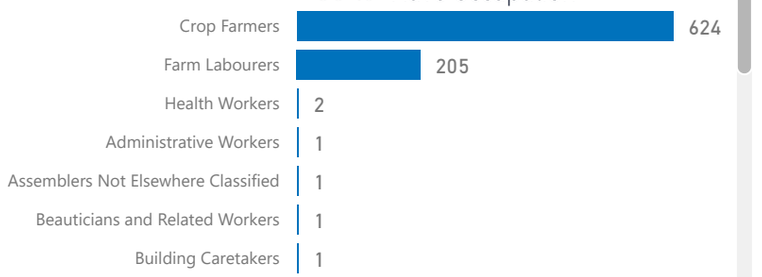

* Age is between 18 - 59 years for Occupation

Assistance Status

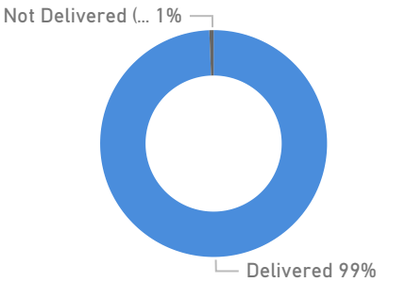

UGANDA- REFUGEE STATISTICS OCTOBER 2023

Nakivale

Total Population	Total Refugees
181,495	175,996
Total Households	Total Asylum-Seekers
55,115	5,499

Women and Children
77 %
140,227

Female
51 %
91,687

Elderly
3 %
4,780

Youth 15-24
22 %
40,567

Top Zones

Zone	HHs	Individuals
Rubondo	29,929	84,993
Base Camp	17,416	67,259
Juru	7,347	28,361

Age & Gender Breakdown

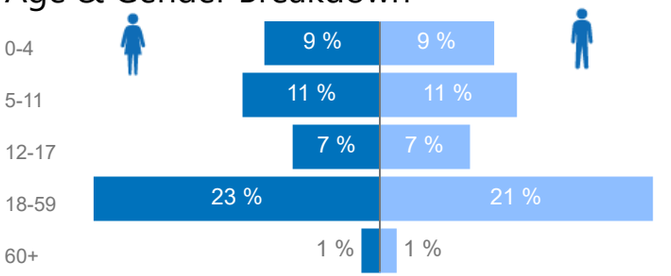

Country of Origin

Country of Origin	Total
Democratic Republic of the Congo	119,878
Burundi	32,180
Rwanda	15,250
Somalia	12,049
Ethiopia	1,010
Eritrea	865

Specific Needs - Top 7

24,179 13,386

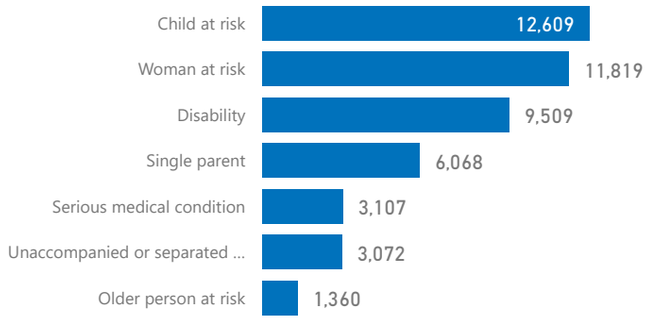

New Registration by Month

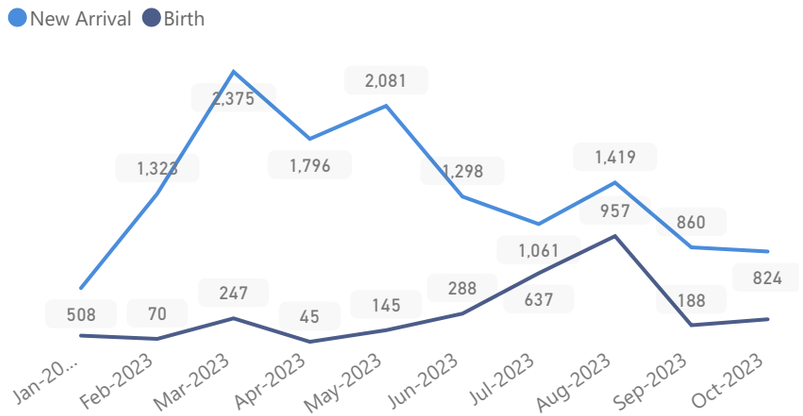

Occupation - Top 5

22 % Have occupation

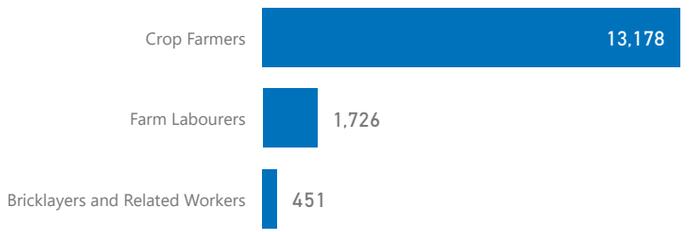

* Age is between 18 - 59 years for Occupation

Assistance Status

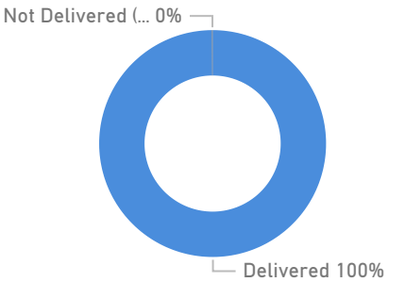

Source: Statistics - OPM (proGres)

Feedback: ugakareg@unhcr.org

Creation date: 01-Nov-2023

UGANDA- REFUGEE STATISTICS OCTOBER 2023

Oruchinga

Total Population	Total Refugees
7,962	7,960
Total Households	Total Asylum-Seekers
1,764	2

Women and Children
80 %
6,378

Elderly
3 %
262

Female
52 %
4,109

Youth 15-24
21 %
1,701

Top Zones

Zone	HHs	Individuals
Kifunjo	548	2,326
Michinga	441	2,048
Busheka	438	2,000

Country of Origin

Country of Origin	Total
Democratic Republic of the Congo	4,143
Rwanda	2,049
Burundi	1,698
South Sudan	71
Sudan	1

Age & Gender Breakdown

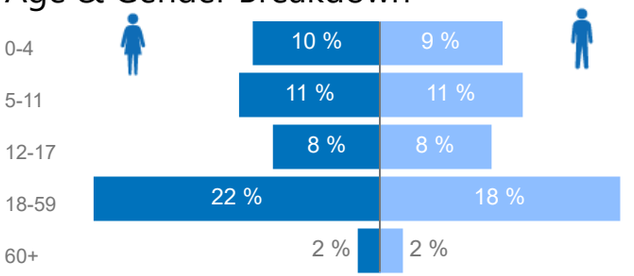

Specific Needs - Top 7

1,703 1,043

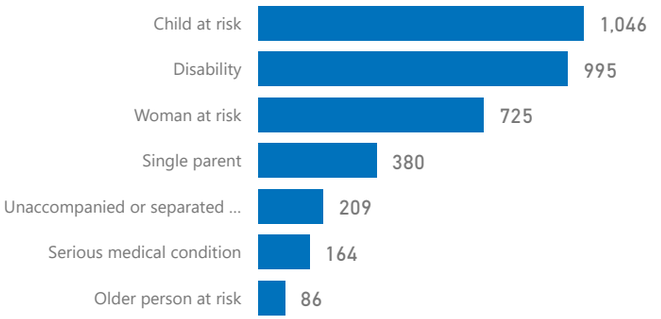

New Registration by Month

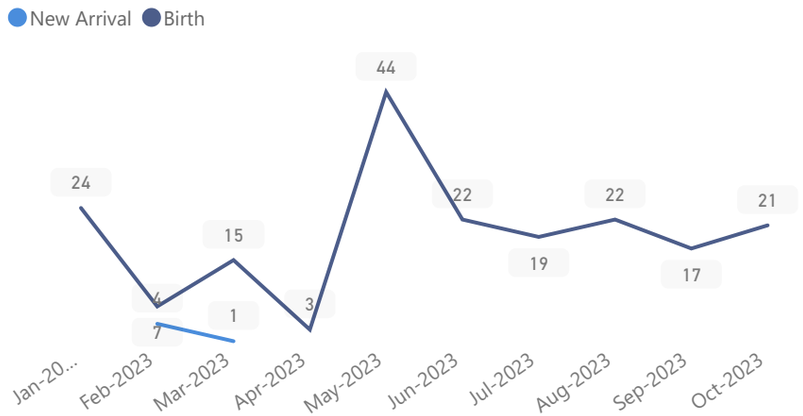

Occupation - Top 5

37 % Have occupation

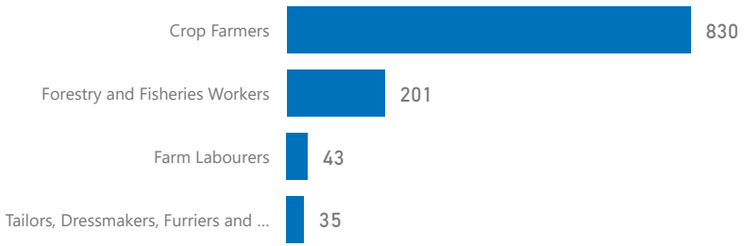

* Age is between 18 - 59 years for Occupation

Assistance Status

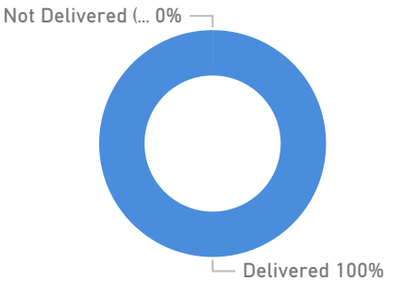

UGANDA- REFUGEE STATISTICS OCTOBER 2023

Palabek

Total Population	Total Refugees
79,618	79,616
Total Households	Total Asylum-Seekers
16,974	2

Women and Children
86 %
68,265

Female
50 %
39,948

Elderly
2 %
1,369

Youth 15-24
24 %
19,137

Top Zones

Zone	HHs	Individuals
Zone 6	4,271	21,444
Zone 5B	2,788	12,396
Zone 7	2,196	10,640
Zone 4	1,787	7,638
Zone 5A	1,377	7,334
Zone 3	1,181	6,136
Zone 8	1,025	4,626
Zone 2	1,067	3,874
Zone 1	932	3,583
Zone 9	343	1,935

Country of Origin	Total
South Sudan	79,333
Sudan	238
Democratic Republic of the Congo	47

Age & Gender Breakdown

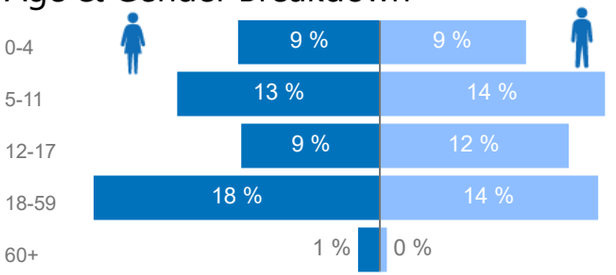

Specific Needs
- Top 7

4,972 2,721

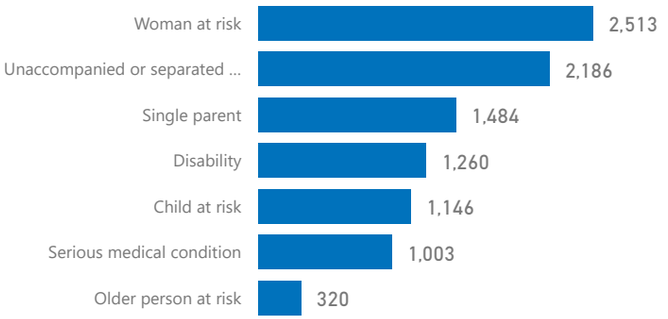

New Registration by Month

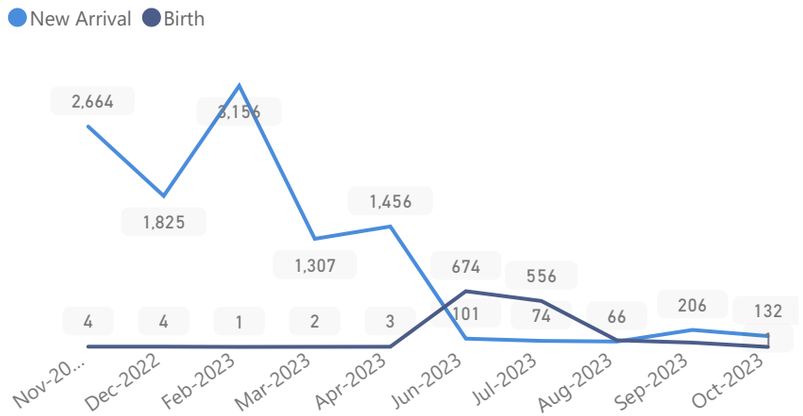

Occupation
- Top 5

19 % Have occupation

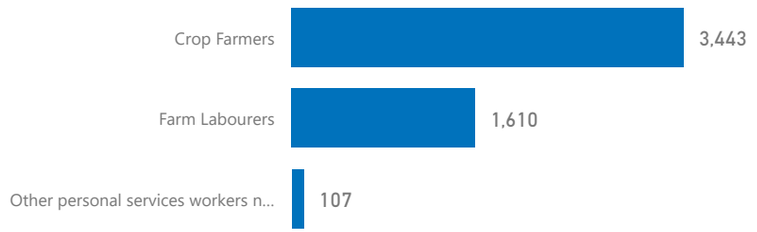

* Age is between 18 - 59 years for Occupation

Assistance Status

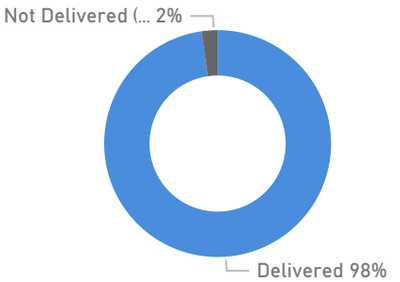

UGANDA- REFUGEE STATISTICS OCTOBER 2023

Palorinya

Total Population	Total Refugees
128,558	128,533
Total Households	Total Asylum-Seekers
26,785	25

Women and Children
81 %
103,631

Female
53 %
67,750

Elderly
4 %
5,142

Youth 15-24
25 %
32,075

New Registration by Month

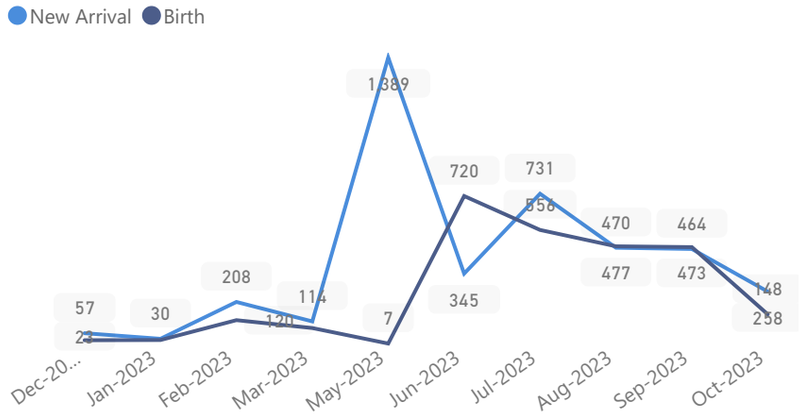

Top Zones

Zone	HHs	Individuals
Morobi	8,149	39,212
Dongo West	5,177	24,784
Chinyi	4,346	19,459
Basecamp Ibakwe	2,709	14,676
Dongo East	2,685	13,047
Belemaling	2,122	10,359
Budri	1,580	6,996

Country of Origin	Total
South Sudan	128,465
Democratic Republic of the Congo	42
Sudan	38
Eritrea	11
Congo, Republic of the	1
Somalia	1

Occupation - Top 5

15 % Have occupation

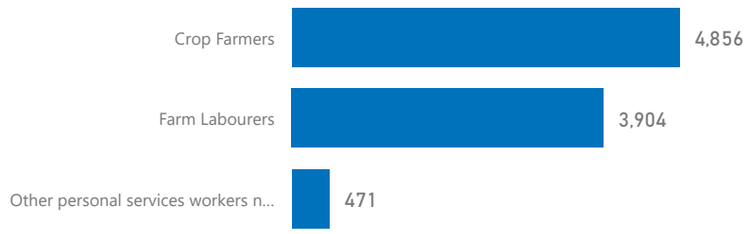

* Age is between 18 - 59 years for Occupation

Age & Gender Breakdown

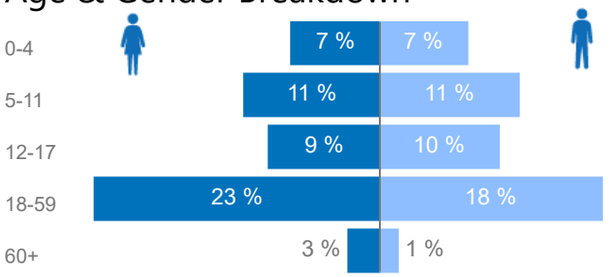

Specific Needs - Top 7

14,672 6,609

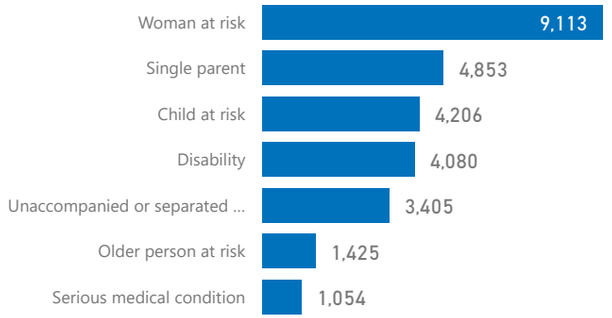

Assistance Status

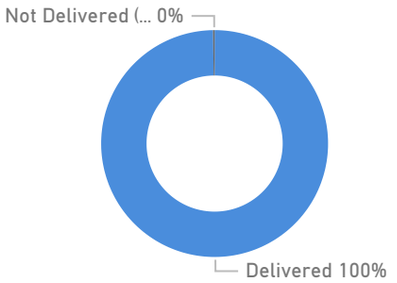

UGANDA- REFUGEE STATISTICS OCTOBER 2023

Rhino

Total Population	Total Refugees
151,309	151,222
Total Households	Total Asylum-Seekers
27,746	87

Women and Children
83 %
125,959

Female
50 %
76,304

Elderly
2 %
2,998

Youth 15-24
27 %
40,741

New Registration by Month

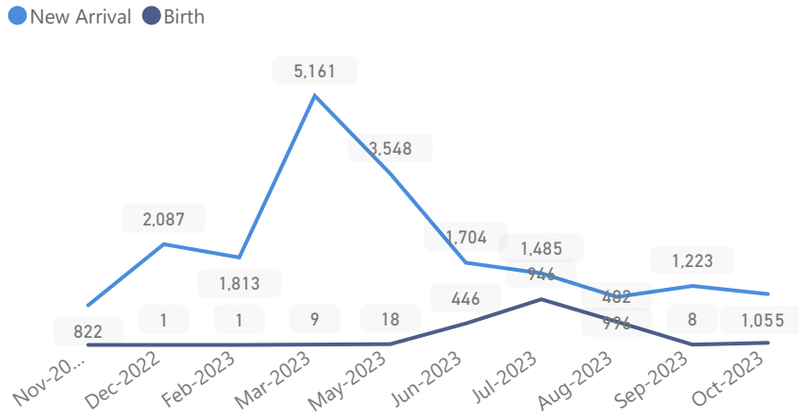

Zones

Zone	HHs	Individuals
Zone Vii	9,084	45,341
Zone Vi	4,969	26,644
Zone Ii	4,217	19,820
Zone Iii	3,699	19,546
Zone I	2,345	15,673
Zone V	1,825	14,247
Zone Iv	1,605	10,036

Country of Origin	Total
South Sudan	145,389
Democratic Republic of the Congo	4,827
Sudan	1,009
Rwanda	36
Burundi	10
Ethiopia	10

Occupation - Top 5

10 % Have occupation

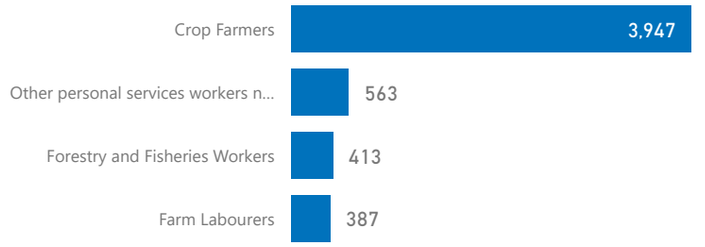

* Age is between 18 - 59 years for Occupation

Age & Gender Breakdown

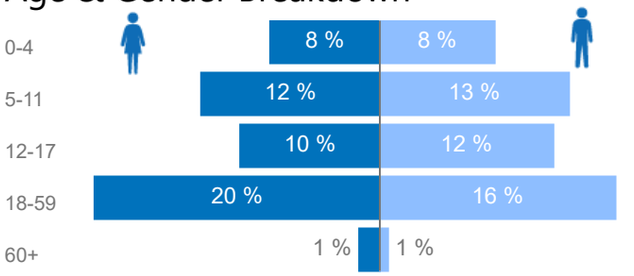

Specific Needs - Top 7

15,741 9,995

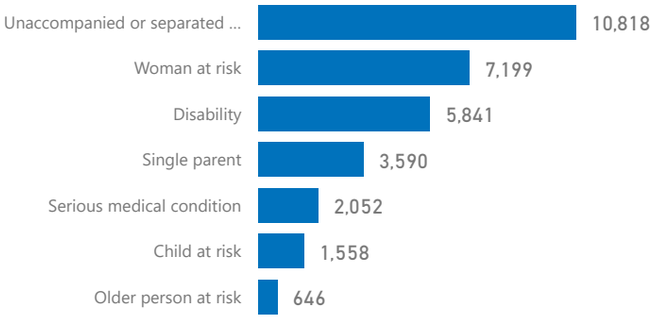

Assistance Status

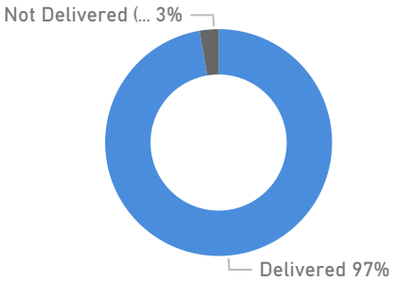

UGANDA- REFUGEE STATISTICS OCTOBER 2023

Rwamwanja

Total Population	Total Refugees
94,131	93,047
Total Households	Total Asylum-Seekers
22,126	1,084

Women and Children
82 %
77,369

Female
52 %
48,484

Elderly
3 %
2,356

Youth 15-24
18 %
17,282

New Registration by Month

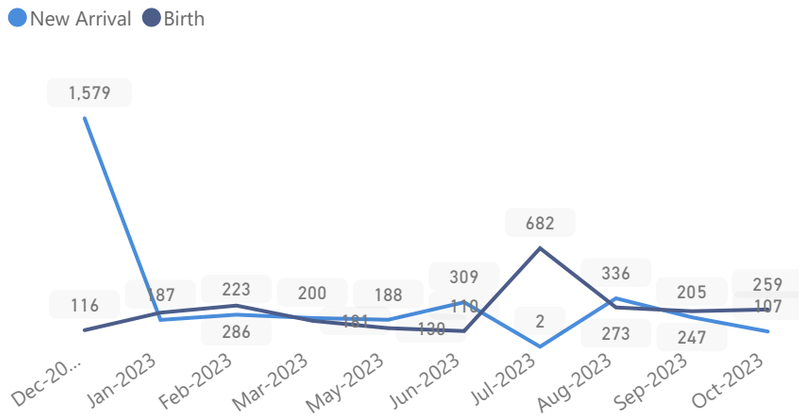

Top Zones

Zone	HHs	Individuals
Kyempango	9,882	36,478
Kaihora	2,228	11,240
Mahani	2,330	10,504
Nkoma	1,749	8,468
Ntenungi	1,762	8,467
Base Camp	1,888	8,368
Mahiga	951	4,268
Kikuura	563	2,619
Waijagahe	420	2,058
Buguta	335	1,621

Country of Origin	Total
Democratic Republic of the Congo	93,542
Rwanda	369
South Sudan	135
Burundi	59
Somalia	11
Kenya	7

Occupation - Top 5

49 % Have occupation

* Age is between 18 - 59 years for Occupation

Age & Gender Breakdown

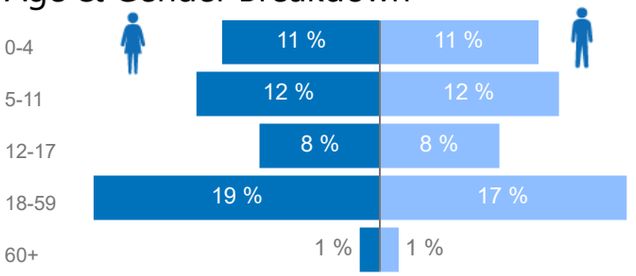

Specific Needs - Top 7

12,209 4,873

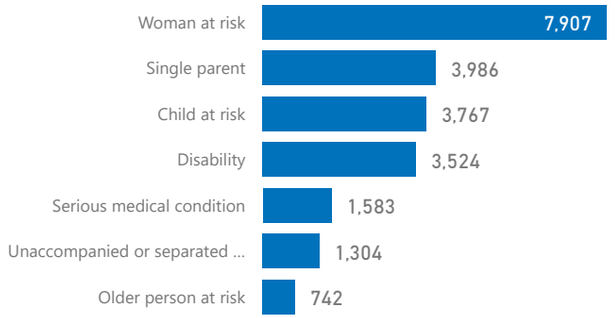
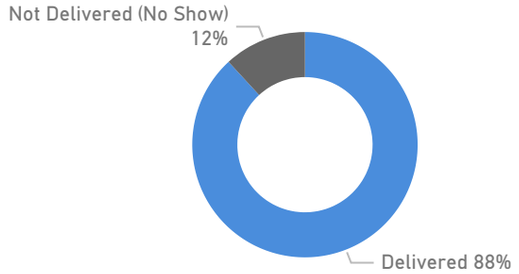
Assistance Status