I. Refugees and Asylum Seekers in urban areas

Key Figures

8 210 Refugees and Asylum Seekers

4745 Refugees and Asylum Seekers biométrically registered

7 346 Registered Refugees

864 Asylum Seekers

Age and Gender of Refugee Population

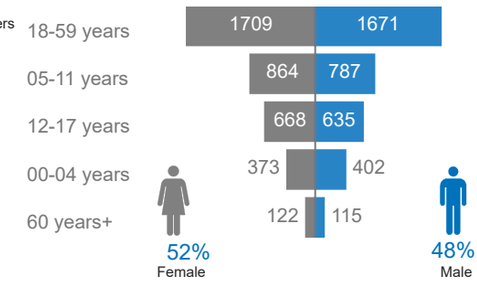

Age and Gender of Asylum Seekers

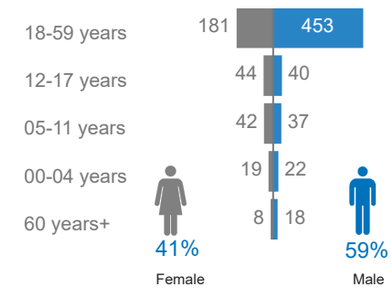

Urbans Asylum Seekers by location

Location	F	M	Total
Bukavu	5	10	15
Goma	83	83	166
Kinshasa	56	74	130
Lubumbashi	150	403	553
Total	**294**	**570**	**864**

Number of Cires	Total
Bukavu	666
Goma	1439
Kinshasa	647
Lubumbashi	1106
Total	**3858**

Urbans Refugees by location

Location	F	M	Total
Bukavu	859	714	1573
Goma	1381	1255	2636
Kinshasa	456	480	936
Lubumbashi	1040	1161	2201
Total	**3736**	**3610**	**7346**

Urbans Asylum seekers by country of origin

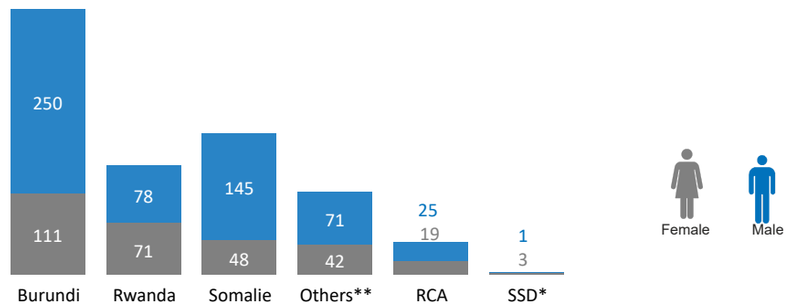

**Syrie(30), Angola(27), République du Congo,(19), Cameroun(11), etc.

Comments about the figures of rwandese refugees

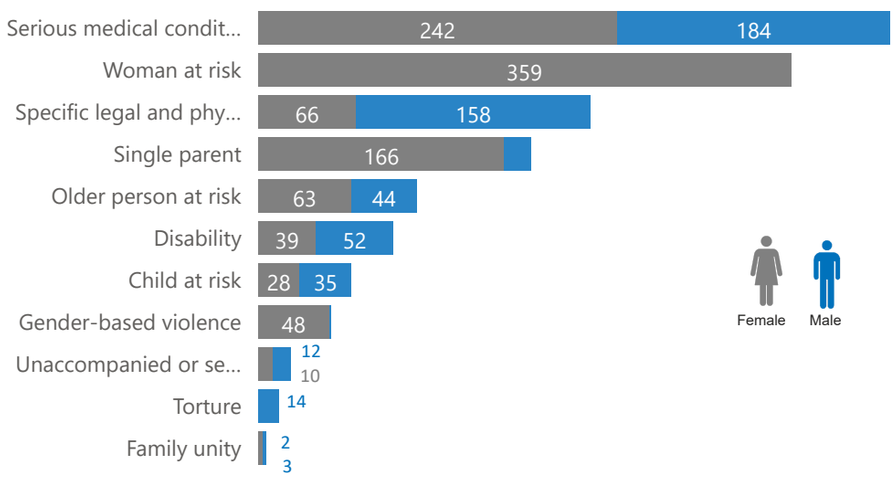

Urbans Refugees by location by country of origin

Location	F	M	Tot
Bukavu	**859**	**714**	**1573**
Burundi	129	148	277
Rwanda	730	566	1296
Goma	**1381**	**1255**	**2636**
Burundi	376	323	699
Ouganda	7	3	10
Rwanda	998	929	1927
Kinshasa	**456**	**480**	**936**
Angola	65	57	122
Burundi	26	20	46
Congo	63	97	160
Erithrée	4	3	7
Liberia	3	2	5
Ouganda	7	10	17
RCA	138	159	297
Rwanda	115	104	219
Sierra Leonne		1	1
SSD	31	22	53
SUD	1	3	4
Tchad	3	2	5
Lubumbashi	**1040**	**1161**	**2201**
Angola	1	1	2
Burundi	564	646	1210
Congo	0	1	1
Cote d'ivoire	6	4	10
RCA	11	10	21
Rwanda	442	479	921
Somalie	10	11	21
Syrie	6	9	15
Total	**3736**	**3610**	**7346**

Individually recognized refugees living in the cities of Goma, Kinshasa, Lubumbashi and Bukavu are considered urban refugees in the DRCongo. Continuous registration is carried out in these areas. They are all in possession of identity documents issued by the government with UNHCR support.

SSD: South Sudan
SUD: Sudan
RCA: Central African Republic

II. Central African Refugees and Asylum Seekers

Key Figures

211 963 Refugees and Asylum Seekers

155 563 Refugees and Asylum Seekers biometrically registered

211 608 Registered Refugees

355 Asylum Seekers

Age and Gender of Refugee Population

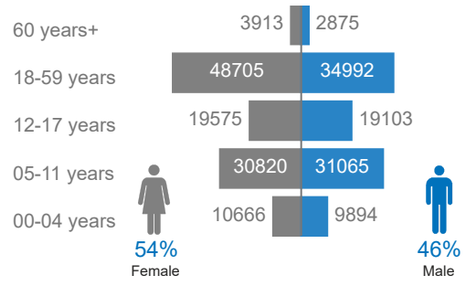

Age and Gender of Asylum Seekers

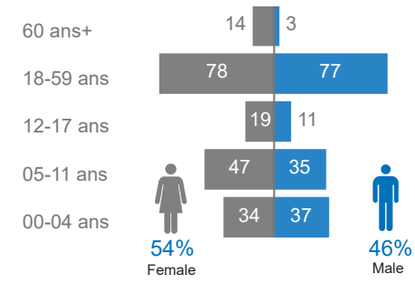

Central African Refugee Population by Type of Location

Rural	In settlements	Urban
161,969	49,321	318
76.54%	23.31%	0.15%

Central african Refugee in settlements

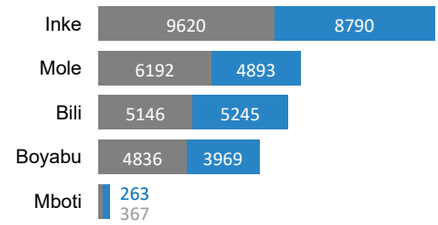

Refugees in the developpement pole

Location	F	M
Modale	3270	2838
nzakara	4759	3894
sidi	3272	3153
wenze	3667	2552
Total	**14968**	**12437**

Locations of Central African Refugee Population in DRC

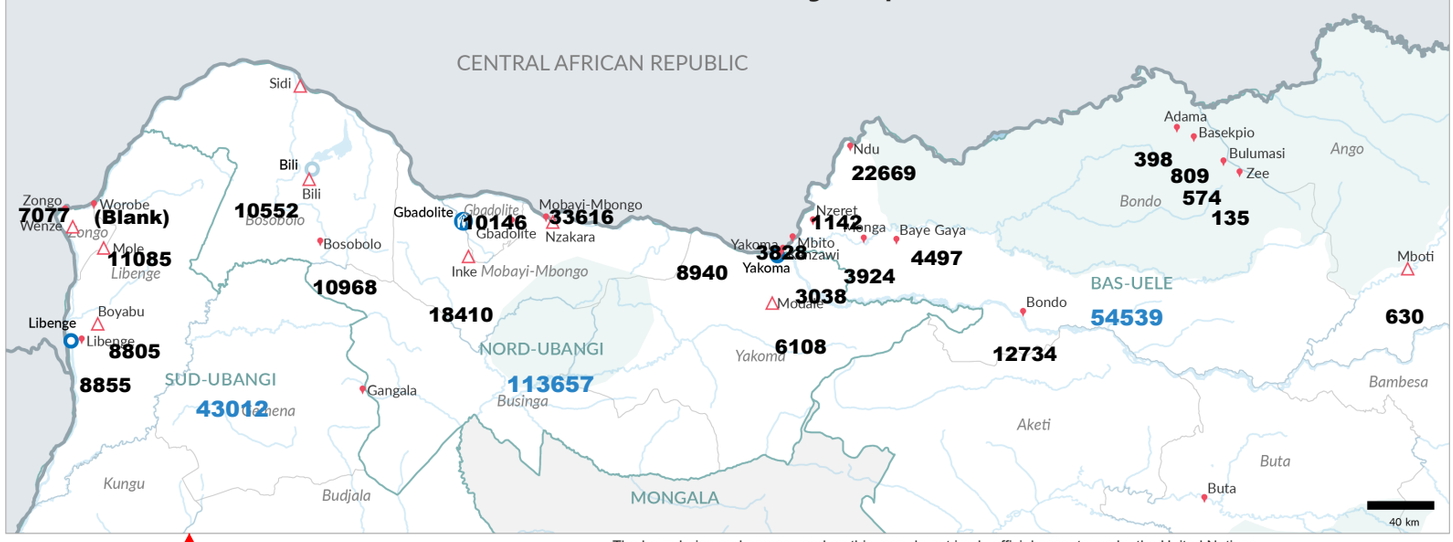

The boundaries and names used on this map do not imply official acceptance by the United Nations.

- Refugee Location
- Refugee Settlement
- UNHCR Sub-Office
- UNHCR Field-Office
- UNHCR Field-Unit
- International Boundary
- Provincial Border
- Other Countries
- Park
- Territorial Border

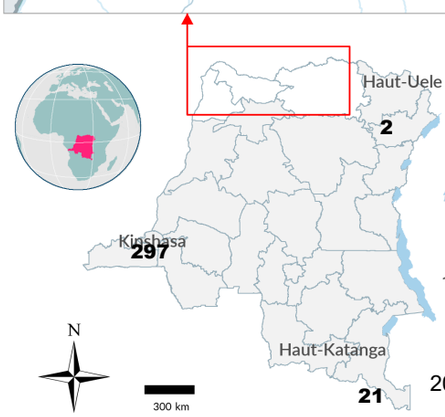

Central African Refugee Population Trend (2016 - 2023)

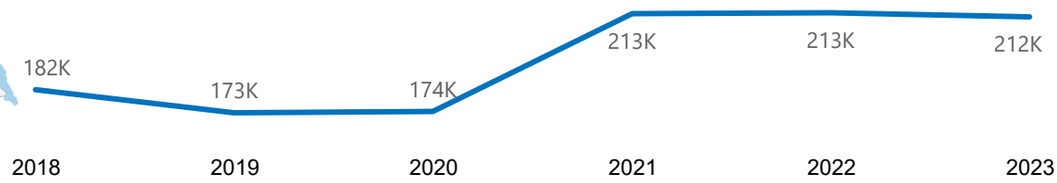

Comments about the figures of Central African refugees

211,963 Central African refugees and asylum seekers in DRC as at 31/10/2023, i.e. **211,608** refugees and **355** asylum seekers with identity documents issued by the government with UNHCR support. This represents an increase of 0.038% on the september figures, due to ongoing registration at the sites.

III. South Sudanese Refugees and Asylum Seekers

Key Figures

53 441 Reugees and Asylum Seekers

31 329 Refugees and Asylum Seekers biometrically registered

53 194 Registered Refugees

247 Asylum Seekers

Age and Gender of Refugee Population

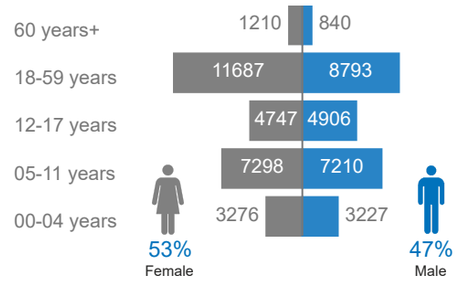

Age and Gender of Asylum Seekers

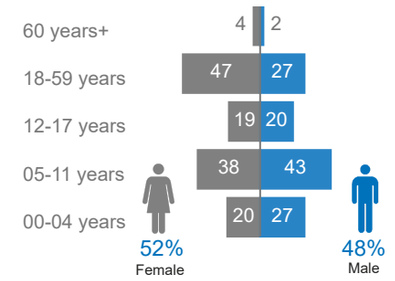

South Sudanese Refugee Population by Type of Location

Rural	In settlements	Urban
18,591	34,550	53
34.95%	64.95%	0.1%

South Sudanese Refugee in settlements

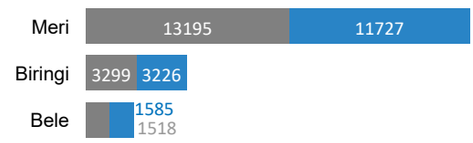

South Sudanese Urban refugee

Location	F	M
Kinshasa	31	22
Total	**31**	**22**

Location of South Sudanese Refugees in DRC

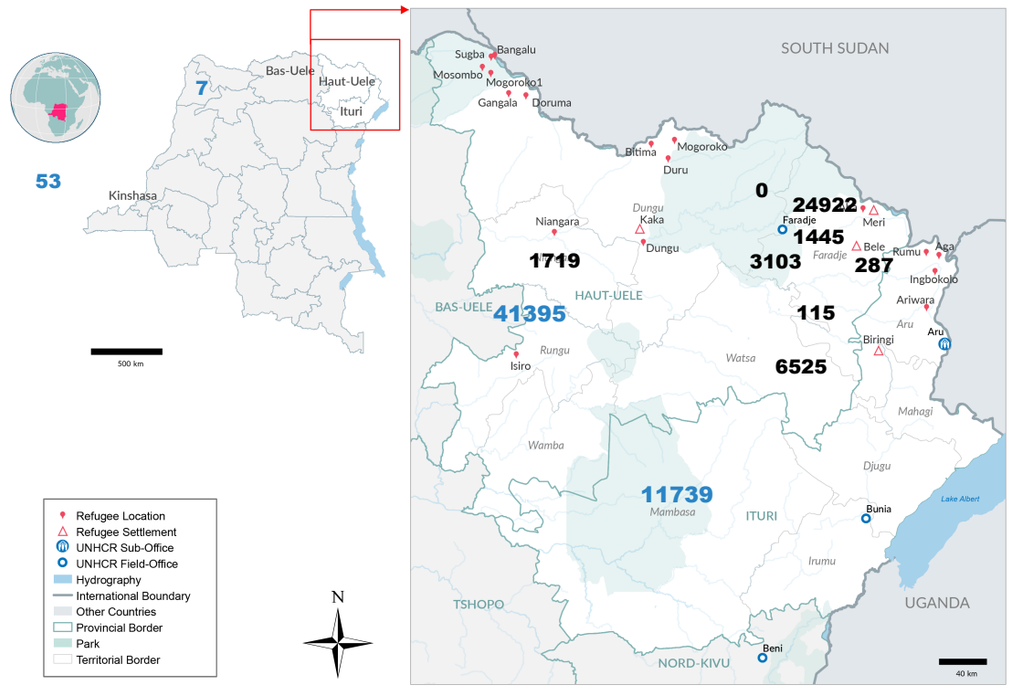

The boundaries and names used on this map do not imply official acceptance by the United Nations.

South Sudanese Refugee Population Trend (2016 - 2023)

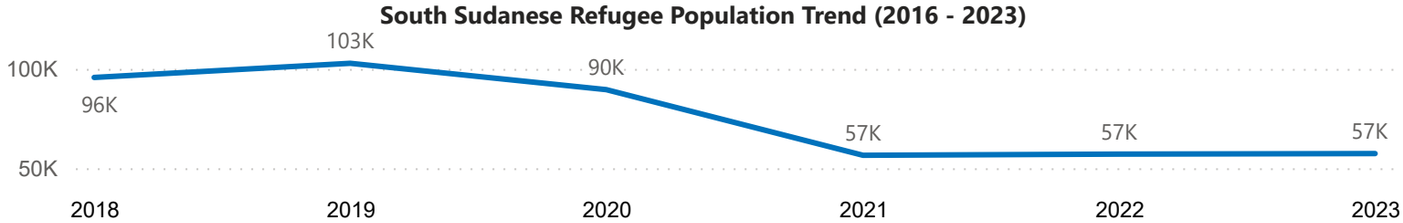

Comments about the figures of South Sudanese refugees

As at 31/10/2023 we have **53,441** South Sudanese refugees and asylum seekers in the DRC with identity documents issued by the government with the support of the UNHCR. This represents a increase of 0.05%, due to continuous registration at sites.

IV. Burundian Refugees and Asylum Seekers

Key Figures

46 736 Refugees and Asylum Seekers

29 373 Refugees and Asylum Seekers biométrically registered

46 272 Registered Refugees

464 Asylum Seekers

Age and Gender of Refugee Population

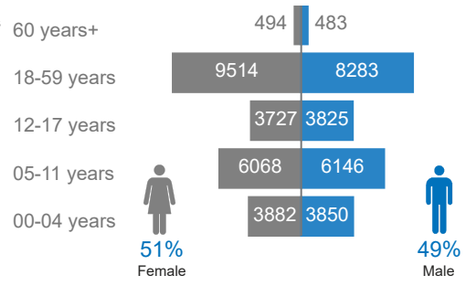

Age and Gender of Asylum Seekers

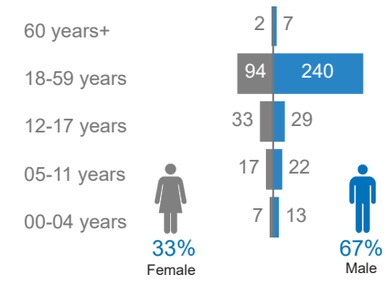

Burundian Refugee Population by Type of Location

Rural	In settlements	Urban
8,747	35,293	2,232
18.9%	76.27%	4.82%

Burundian Refugee in settlements

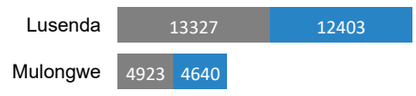

Burudian Urban refugee

Location	F	M
Lubumbashi	564	646
Goma	376	323
Bukavu	129	148
Kinshasa	26	20
Total	**1095**	**1137**

Location of Burundian Refugees in DRC

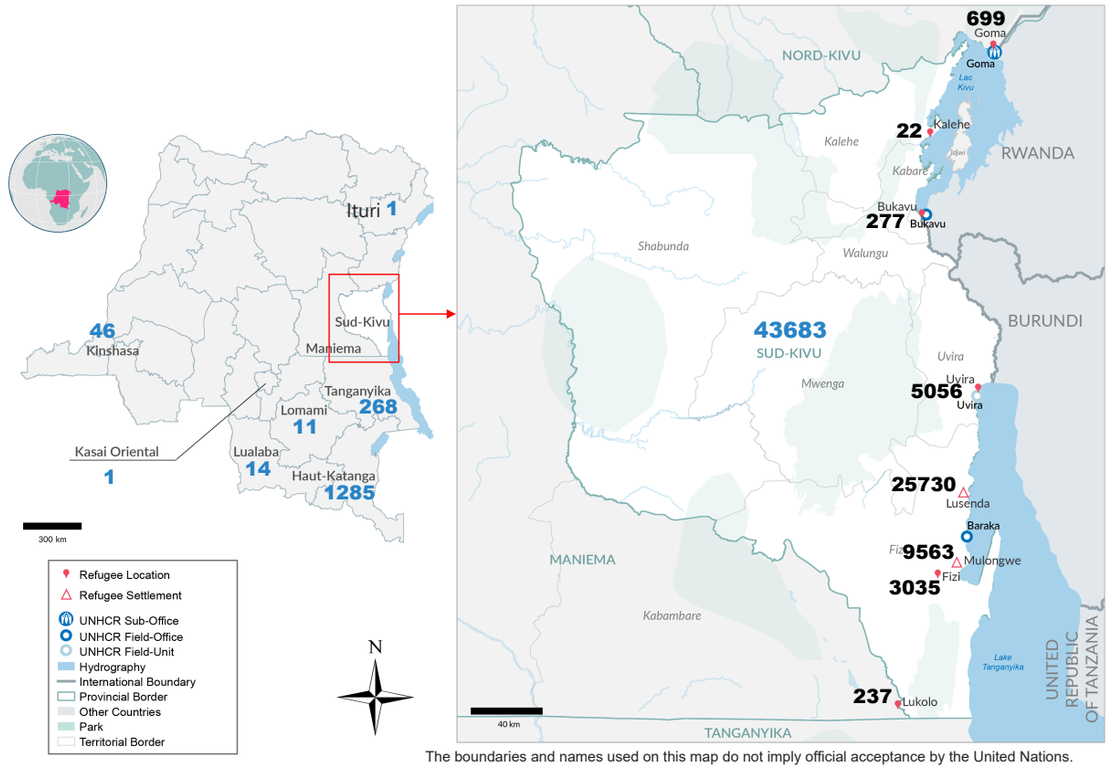

The boundaries and names used on this map do not imply official acceptance by the United Nations.

Burundian Refugee Population Trend (2016 - 2023)

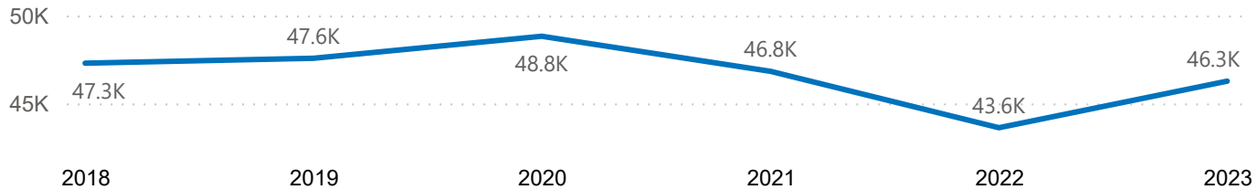

Comments about the figures of Burundian refugees

46,736 Burundian refugees and asylum seekers in the DRC as at 31/10/2023, including **46,272** refugees and **464** asylum seekers. This represents an decrease of 6.9% on the previous month, due to recognition by the eligibility commission of refugee status of 3053 burundians. All refugees and asylum seekers hold identity documents issued by the government with technical support from UNHCR...

V. Rwandese Refugees and Asylum Seekers

Key Figures

207 956 Refugees and Asylum Seekers

75 808 Refugees and Asylum Seekers biometrically registered

207 765 Registered Refugees

191 Asylum Seekers

Age and Gender of Refugee Population

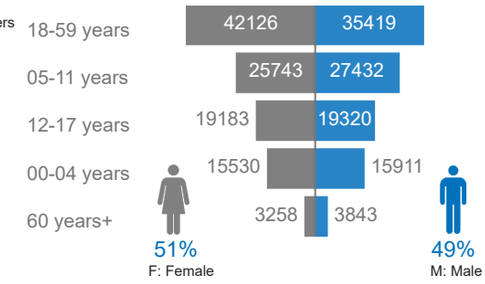

Age and Gender of Asylum Seekers

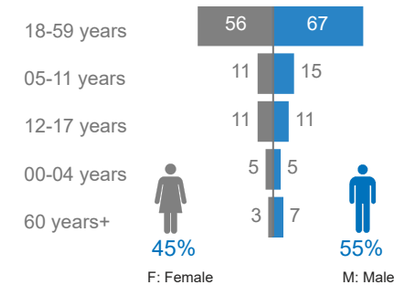

Rwandese Refugee Population by Type of Location

Rural	Urban
203,402	4 363
97.9%	2.1%

Refugee rwandese in province

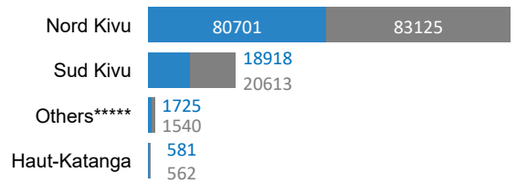

Rwandese Urban refugee

Localisation	F	M
Bukavu	730	566
Goma	998	929
Kinshasa	115	104
Lubumbashi	442	479
Total	**2285**	**2078**

Location of rwandese Refugees in DRC

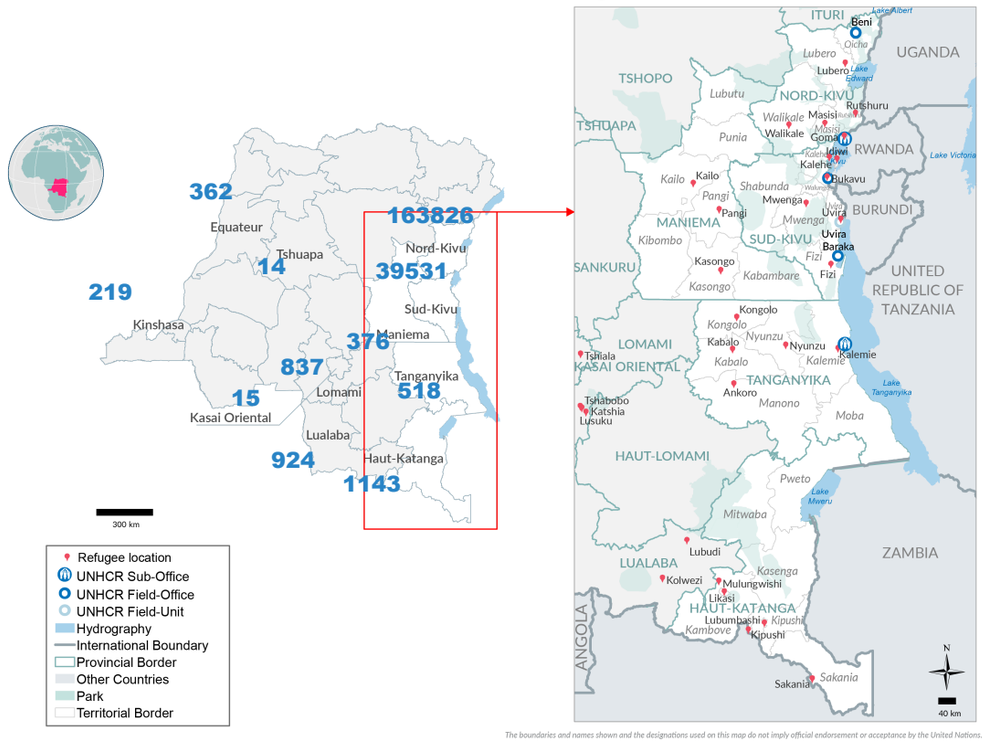

Rwandese Refugee Population Trend (2016 - 2023)

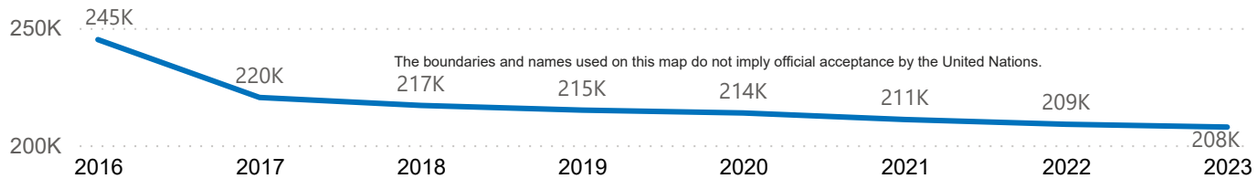

Comments about the figures of rwandese refugees

The presence of armed groups, military operations and inaccessibility in areas with a high concentration of refugees have made it difficult to finalize the Rwandan refugee registration operation in North and South Kivu. Registration continues in accessible areas. The same applies to the ongoing repatriation of Rwandan refugees.