UNHCR
The UN Refugee Agency

ETHIOPIA
Refugees and Internally Displaced Persons by Region

As of 31 October 2023

953,664
Refugees and Asylum seekers
Females: 501,478 (53%) | Males: 452,186 (47%)
947,090 refugees | 6,574 asylum seekers
226,318 households | average family size: 4
Main country origin: South Sudan (44%), Somalia (32%), and Eritrea (18%)

4,385,789
Internally Displaced Persons (IDPs)
Female: (51%) | Male: (49%)
872,483 households

3,238,803
IDP Returnees
737,873 households
Female: (52%) | Male: (48%)

Refugee age-gender breackdown

- 56% Children (0 -17 years)
- 44% Adults (18 - 59 years)
- 81% Women & Children
- 2% Elderly (60+)

IDPs age-gender breackdown

- 55% Children (0 -17 years)
- 40% Adults (18 - 59 years)
- 78% Women & Children
- 6% Elderly (60+)

Top 3 zones:

of origin
Liban (Somali): 316,237 (7%)
North Western (Tigray): 315,637 (7%)
West Guji (Oromia): 247,062 (6%)

of displacement
Liban (Somali): 316,237 (7%)
North Western (Tigray): 315,637 (7%)
West Guji (Oromia): 247,062 (6%)

of return
North Wello (Amhara): 464,152 (14%)
North Western (Tigray): 397,975 (12%)
South Wello (Amhara): 340,946 (11%)

Refugee population distribution

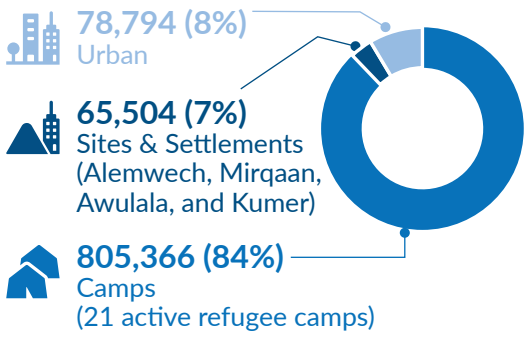

Reason of displacement

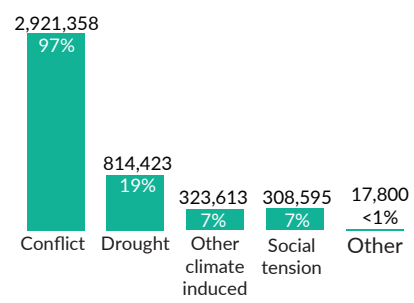

IDPs population distribution

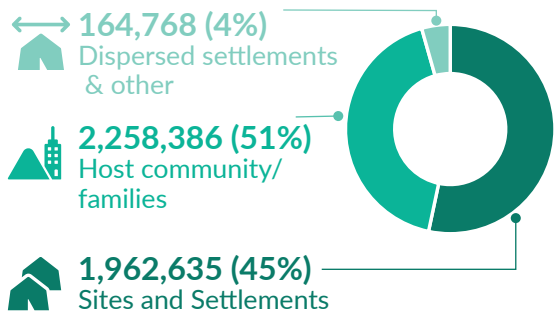

Refugees population yearly trends

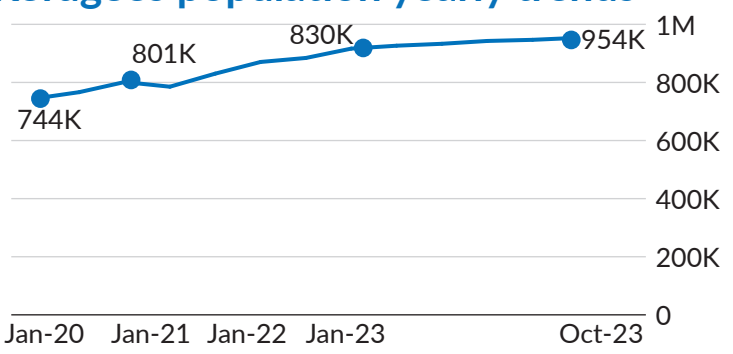

IDPs population yearly trends

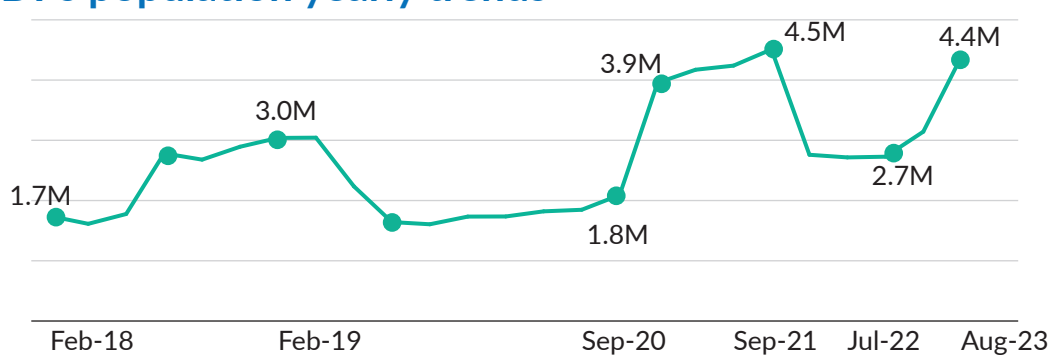

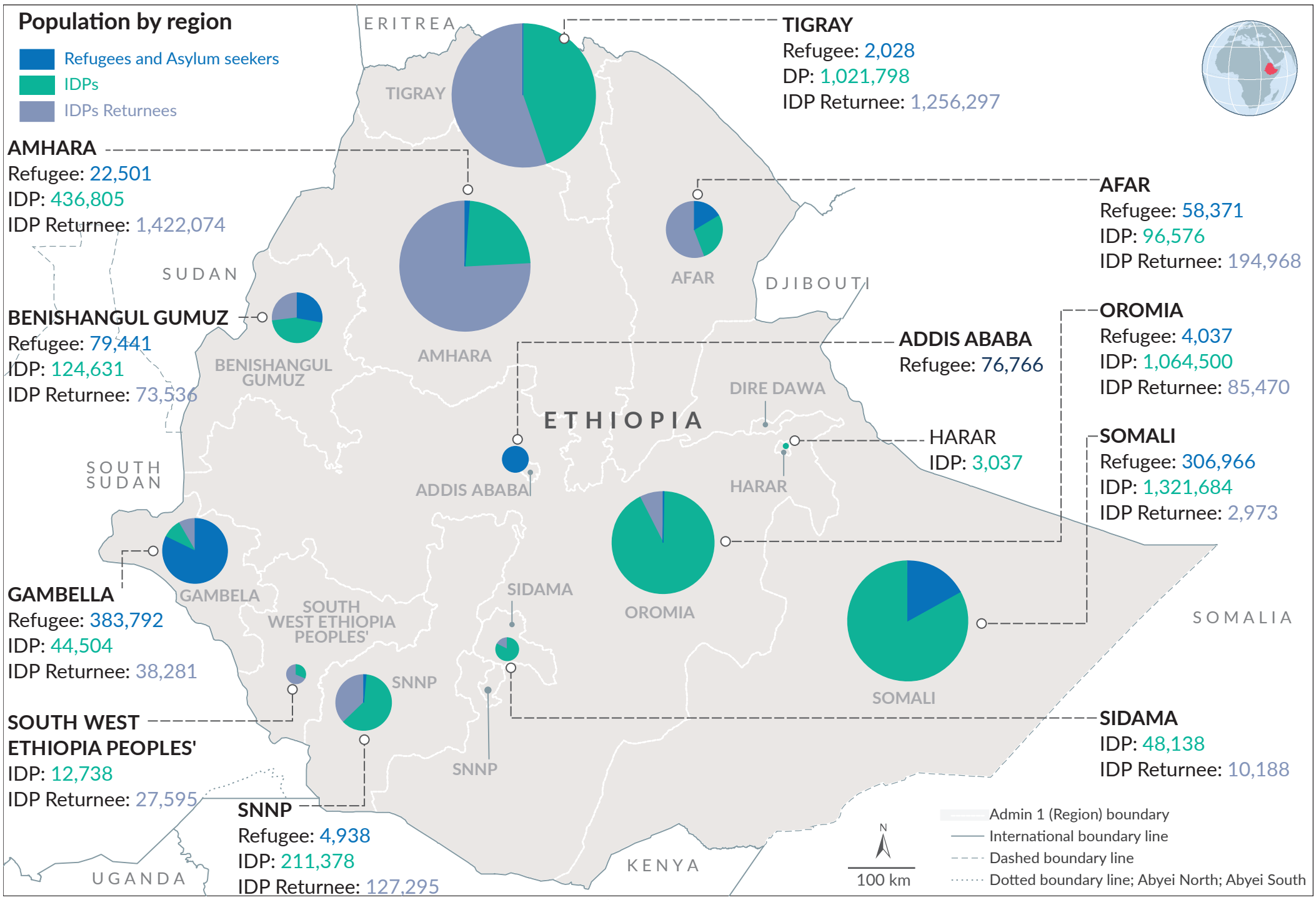

*The boundaries and names shown and the designations used on this map do not imply official endorsement or acceptance by the United Nations. * Final boundary between the Republic of Sudan and the Republic of South Sudan; and between Ethiopia and Somalia has not yet been determined.*

Printing date: November 2023 **Sources:** UNCS, UNHCR, DTM (IOM), CSA Ethiopia **Author:** UNHCR - CO Ethiopia **Feedback:** IM unit Addis Ababa, ethadim@unhcr.org