UNHCR Burundi Operations
Overview

October 2023

UNHCR
The UN Refugee Agency

REPUBLIC OF BURUNDI
Operation overview

TOTAL POPULATION

326 500

85 500

refugees in camps and urban areas

2 500

asylum seekers

229 500

assisted returnees

8 200

internally displaced persons

800

persons at risk of statelessness

Statistics as of **31 October 2023** or lastest available

OPERATION OVERVIEW

While the number of people for whom UNHCR has been entrusted with a responsibility by the international community to protect and assist in Burundi continues to increase, the UN Refugee Agency faces an unprecedented funding gap. As of 31 October 2023, there were **326 500** persons needing life-saving aid, while the funding levels stood at only **33%**.

PEOPLE OF CONCERN

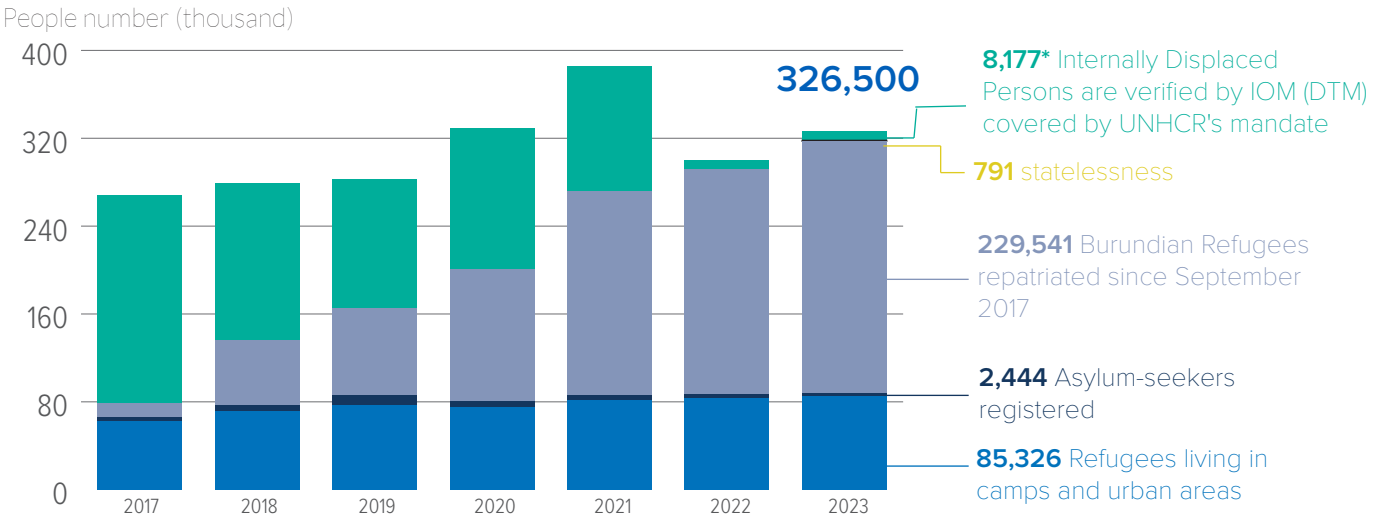

*The 8,177 IDP figure refers to the IDPs of concern to UNHCR. This figure has been revised down from the total 76,987 IDPs precedently reported in Burundi (IOM/DTM), most displaced due to natural disasters.

FUNDING

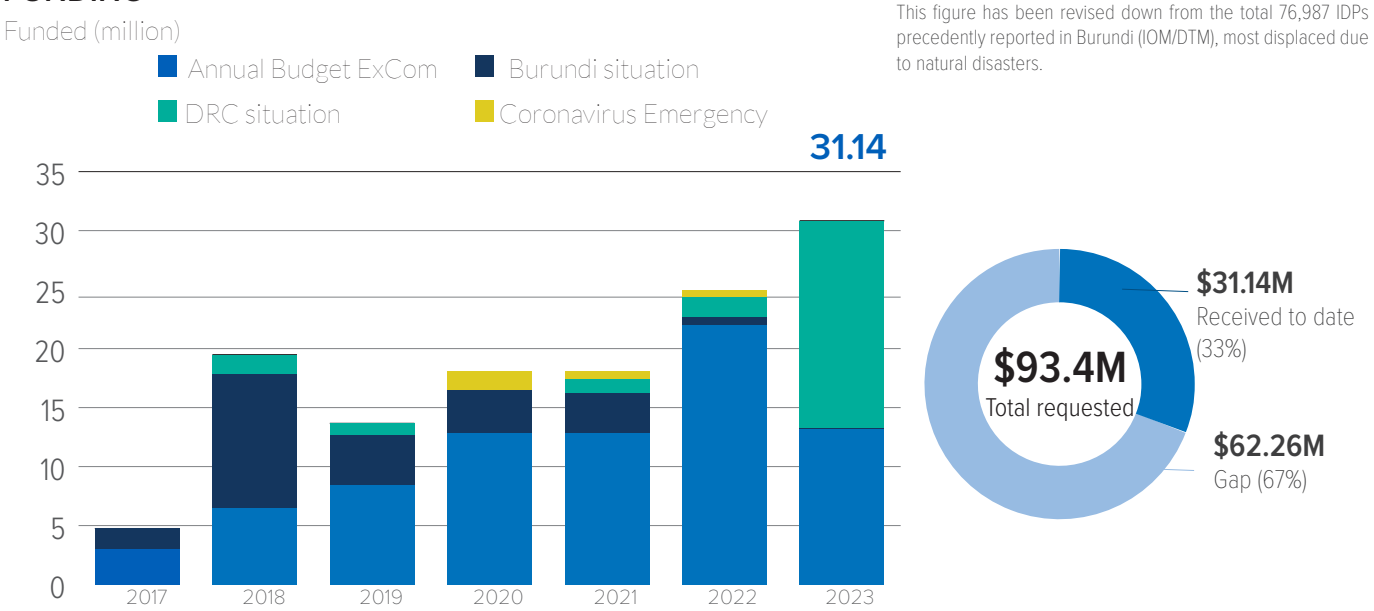

STAFFING

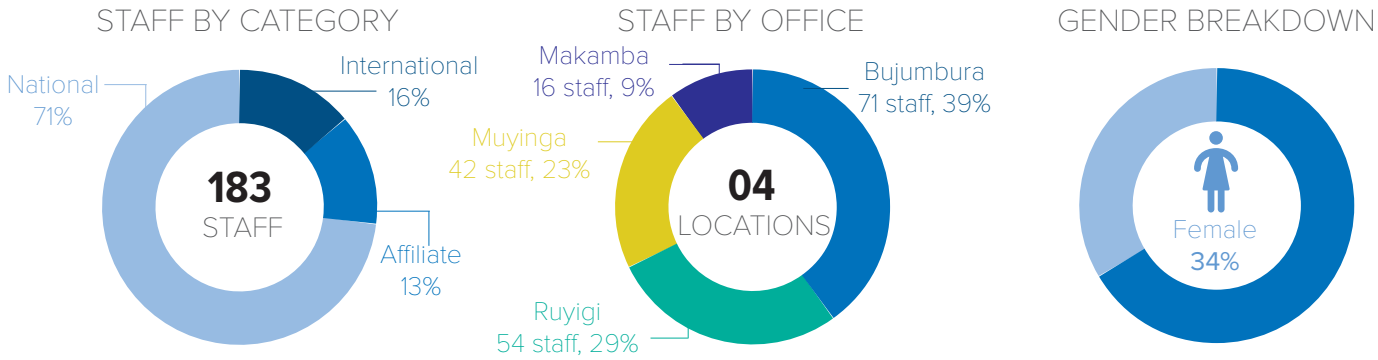

Summary by Donor | 2017 - 2023 | 2024

	Funded							Prevision
Donor	**2017**	**2018**	**2019**	**2020**	**2021**	**2022**	**2023**	**2024**
African Development Bank	-	589,667	825,533	-	-	-	-	-
Belgium	696,428	156,814	-	-	-	-	-	-
Canada	-	-	-	-	-	261,643	130,413	-
Central Emergency Response Fund	-	2,527,999	150,092	-	1,200,231	-	-	-
China	-	-	-	-	14,761	-	-	-
Denmark	-	-	-	-	-	-	275,060	-
ECHO	-	-	-	1,250,000	1,250,000	1,250,000	1,250,000	1,250,000
Emirates Red Crescent	-	-	-	230,000	-	-	-	-
European Union	-	-	-	1,209,429	1,483,671	4,109,415	2,634,122	-
France	434,311	580,720	200,000	284,414	293,083	-	873,362	-
Germany	-	-	-	-	1,242,246	2,713,349	317,692	-
Latter-day saint charities	-	-	-	-	-	-	500,025	
Japan	-	1,500,000	-	-	627,809	-	2,400,000	-
Joint United Nations Programmes on HIV/AIDS	25,000	-	-	-	64,200	80,000	-	-
KOICA	-	-	-	-	-	450,000	-	2,300,000
Monaco	-	-	-	-	-	-	103,413	100,000
Priv. Donors France	-	-	-	-	-	746	1,127	-
Priv. Donors Hong Kong	-	-	-	-	-	191,000	-	-
Priv. Donors Italy	-	-	-	-	-	341,402	277,308	-
Priv. Donors Switzerland	-	-	-	-	-	439	-	-
Priv. Donors Thailand	-	31,846	-	-	-	-	-	-
Republic of Korea	-	200,000	100,000	-	-	450,000	4,000,000	-
Sweden	583,363	1,539,978	827,267	-	-	-	-	-
United Kingdom of Great Britain and Northern Ireland	-	-	522,104	519,519	-	54	-	-
United Nations Great Lakes Regions Cross-Border Fund	-	169,359	-	-	-	-	-	-
United Nations Peacebuilding Fund	-	933,333	466,667	-	-	-	-	-
United States of America	3,000,000	11,223,930	10,142,000	15,558,850	11,915,753	16,196,566	16,696,672	-
UNO-Fluechtlingshilfe	-	-	-	-	-	413,039	-	
World Diabetes Foundation	-	-	-	-	-	1,718,910	1,736,781	500,000
World Food Programme	-	23,891	423,573	17,482	-	-	-	-
Sub-Total	**4,739,102**	**19,477,537**	**13,657,236**	**19,069,694**	**18,091,754**	**28,176,564**	**31,195,975**	**4,150,000**
Indicative allocation of funds and adjustments						2,567,355	- 52,670	
Grand Total						**30,743,919**	**31,143,305**	**4,150,000**

Donor and country contributions | 2022 - 2023



Co-funded by European Union

WORLD DIABETES FOUNDATION

UNAIDS

KOICA Korea International Cooperation Agency

Implementing partners | 2022 - 2023

Partners name	Partner type	Projet title	Pillar/area of intervention
COMMISSION NATIONALE INDEPENDANTE DES DROITS DE L'HOMME	GOVT	Coordination des activités de protection des Personnes Déplacées Internes, Rapatriées	Pillar 4 - IDP Project
INTERNATIONAL RESCUE COMMITTEE, Inc	INTLNGO	Assistance aux PBS et Logistique (Gestion du carburant et Garage)	Pillar 1,3 - Refugee Programme and Reintegration Project
CED - CARITAS BURUNDI	LOCALNGO	Distribution des vivres et non vivres dans les camps et aux rapatriés de l'Est	Pillar 1,3 - Refugee Programme and Reintegration Project
MINISTERE DE L'INTERIEUR, DU DEVELOPPEMENT COMMUNAUTAIRE ET DE LA SECURITE PUBLIQUE	GOVT	Accueil et Accompagnement des Rapatriés	Pillar 3 - Reintegration Project
CONSEIL POUR EDUCATION AND DEVELOPMENT, BURUNDI	LOCALNGO	Assistance camps de réfugiés en abris, infrastructures, WASH et énergie/ construction centre Covid19	Pillar 1,3 - Refugee Programme and Reintegration Project
OFFICE NATIONAL DE PROTECTION DES REFUGIES ET APATRIDES	GOVT	Accueil, Enregistrement, Documentation, DSR, Administration et Gestion des camps des réfugiés	Pillar 1,2 - Refugee and Stateless Programme
RET INTERNTIONAL	INTLNGO	Appui à l'autonomisation des réfugiés dans les camps et bourses d'études universitaires réf./rap.	Pillar 1,3 - Refugee Programme and Reintegration Project
COMMISSION EPISCOPALE JUSTICE ET PAIX	LOCALNGO	Monitoring de protection des rapatriés Burundais	Pillar 3 - Reintegration Project
STICHTING RED EEN KING (Help a Child)	INTLNGO	Distribution vivres/non vivres aux Réfugiés des camps Musasa et Kinama, aux Rapatriés et aux IDPs	Pillar 1,3,4 - Refugee Programme and Reintegration and IDP Project
WE WORLD - G.V.C. Organizzazione Non lucrativa di Utilita Sociale	INTLNGO	Assistance santé/nutrition aux Réfugiés, screening et assistance médicale aux Rapatriés dans les CTs	Pillar 1,3 - Refugee Programme and Reintegration Project
ICIRORE C'AMAHORO	LOCALNGO	Assistance Legale pour les Réfugiés dans les camps et en milieu urbain et les Rapatriés.	Pillar 1,3 - Refugee Programme and Reintegration Project
SAVE THE CHILDREN INTERNATIONAL	INTLNGO	Prévention des GBV et PE pour les réfugiés dans les camps et en milieu urbain et Monitoring de Prot.	Pillar 1 - Refugee Programme
JESUIT REFUGEE SERVICE	INTLNGO	Appui à l'Education des Réfugiés dans les camps et en Milieu Urbain	Pillar 1 - Refugee Programme
AFRICAN INITIATIVE FOR RELIEF AND DEVELOPMENT	INTLNGO	Assistance en abris et NFIs et Appui logistique aux opérations du HCR au Burundi	Pillar 1,3 - Refugee Programme and Reintegration Project
WORLD VISION INTERNATIONAL	INTLNGO	Soutien des rapatriés dans les domaines WASH, PBS, SGBV, Child Protection, Education	Pillar 3 - Reintegration Project
MINISTERE DE LA SANTE PUBLIQUE ET DE LA LUTTE CONTRE LE SIDA DE LA REPUBLIQUE DU BDI	GOVT	Depistage COVID-19 des Rapatriés dans les centres de transit	Pillar 3 - Reintegration Project

Key figures

87,770 *Refugees and asylum seekers*

85,326 *Refugees*

2,444* *Asylum seekers*

62,752** *registered by BIMS*

Breakdown of refugees and asylum seekers by gender and age

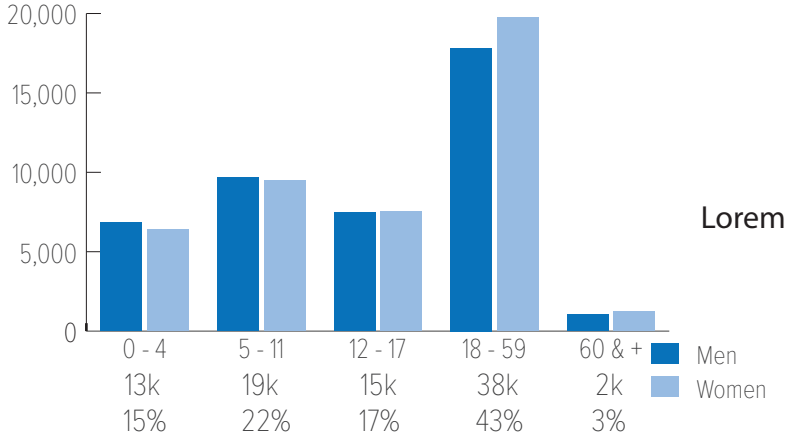

Lorem ipsum

27% ***Boys*** *below 18 years*

27% ***Girls*** *below 18 years*

21% ***Men*** *over 18 years*

22% ***Women*** *over 18 years*

3% *are elderly*

Refugees by location type

Location	Number	Percentage
Urban	32,538	37%
Kavumu	18,219	20%
Nyankanda	11,202	13%
Bwagiriza	9,746	11%
Musasa	8,614	10%
Kinama	7,451	9%
Grand Total	**87,770**	

32,538 *Urban*

55,232 *in the camps*

Refugees by country of origin

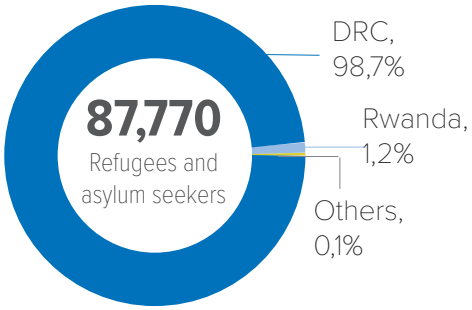

Donor and country contributions

Co-funded by European Union

WORLD DIABETES FOUNDATION

Refugee camps and urban areas

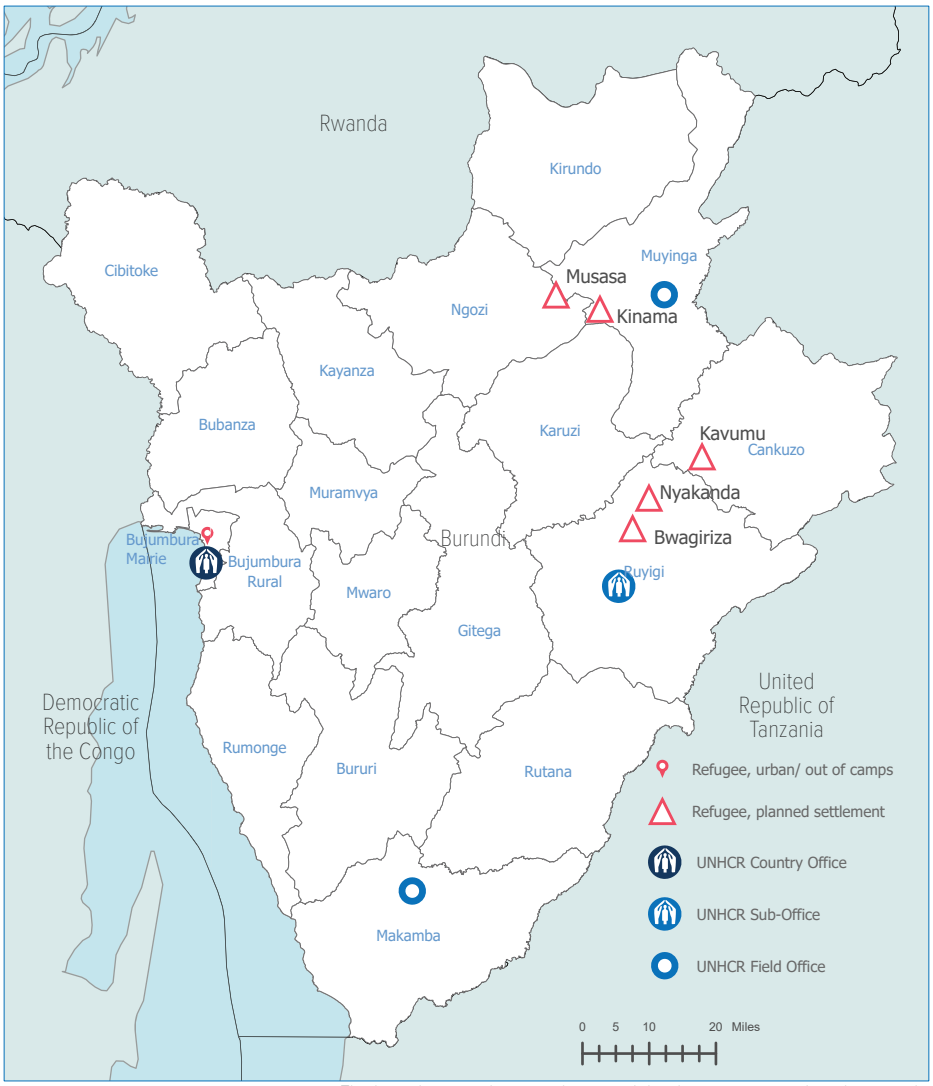

The boundaries and names shown and the designations used on this map do not imply official endorsement or acceptance by the United Nations.

* They are mainly in urban areas.
** More than 3/4 of the people who are not fingerprinted are children under the age of 5 (as this is not a requirement).

UNHCR
The UN Refugee Agency

BURUNDI OPERATIONAL ACTIVITIES

Burundian voluntary repatriation

as of 31 October 2023

HIGHLIGHTS

UNHCR and partners have been facilitating the voluntary repatriation of Burundian refugees since 2017. These refugees have been returning after making free and informed decisions. More than 229 500 Burundian refugees had been recorded as having returned by the end of October 2023. Most are from Tanzania, Rwanda, the Democratic Republic of the Congo, Kenya, and other countries. These returns take place under the framework of the Tripartite Agreements between the Government of Burundi, the Governments of countries of asylum, and UNHCR, with all parties having committed to respect the voluntary nature of these returns.

Key figures

229,541
since 2017

21,980
in 2023 (67 convoys and flights)

687
convoys and flights (since 2017)

Breakdown by gender and age

49% *men*

51% *women*

56% *children*

Returnees by country of asylum

Countries of asylum	2023	Since 2017
Tanzania	15,929	161,216
Rwanda	325	32,126
D. R. Congo	4,504	17,397
Kenya	155	3,236
Uganda	782	14,982
Mozambique	48	207
Others	237	377
TOTAL	**21,980**	**229,541**

Reintegration package (for 3 months)

Non-Food Items
Basic NFI (kitchen set, soap, blankets, loincloths for women, jerrycans, buckets, mosquito nets, plastic mat, plastic sheet, flannel, travel bag, ...) provided by UNHCR.

Food assistance
Food rations for 3 months provided by WFP (beans, oil, corn flour, salt).

Cash grant
Cash assistance provided by UNHCR through mobile cash. The equivalent of 200 USD (560,778 BIF) per person.

Secondary trans.
The returnees are transported to their return commune then the returnee covers transport to the hills.

Burundian refugees in the region

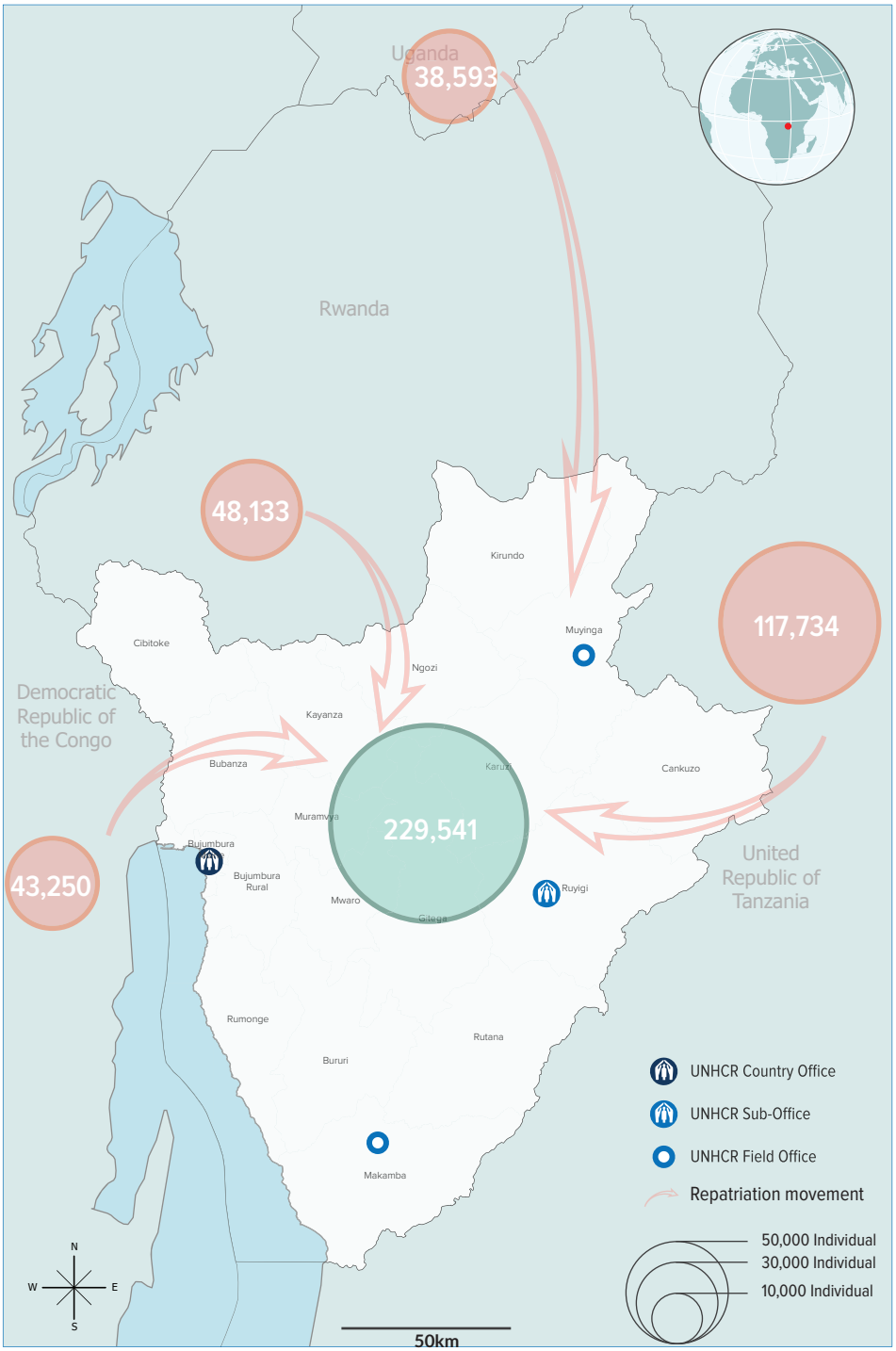

The boundaries and names shown and the designations used on this map do not imply official endorsement or acceptance by the United Nations.

Donor and country contributions

Co-funded by European Union
WORLD DIABETES FOUNDATION
KOICA Korea International Cooperation Agency

Creation date: 06 November 2023 Sources: UNHCR, DGRRR Feedback: ndamawan@unhcr.org, fongni@unhcr.org

Context

With increased resettlement needs for Congolese refugees in Burundi, which currently stands at 18,500, UNHCR Burundi processes resettlement cases from three locations: Ruyigi, Muyinga, and Bujumbura. The quota allocation for Burundi for 2023 was increased to 5400 -USA (4,950), Australia (250), and Canada (200). The increased quota is pegged on the Group resettlement for Burundi approved by the USA in January 2023.

Under the objectives of the Global Compact for Refugees (GCR) and the Comprehensive Refugee Response Framework (CRRF), Burundi continues efforts to broaden refugee access to solutions in third countries by seeking complementary pathways such as family reunification, humanitarian corridors, education, and labor mobility programs.

Submission target
5,400

Referral
3,111

Submission
5,199

Departures
3,606*

Submission indicator

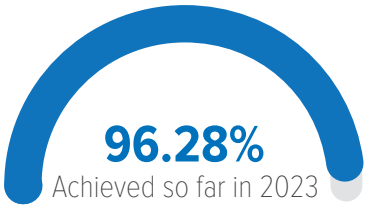

Submissions and departures trends

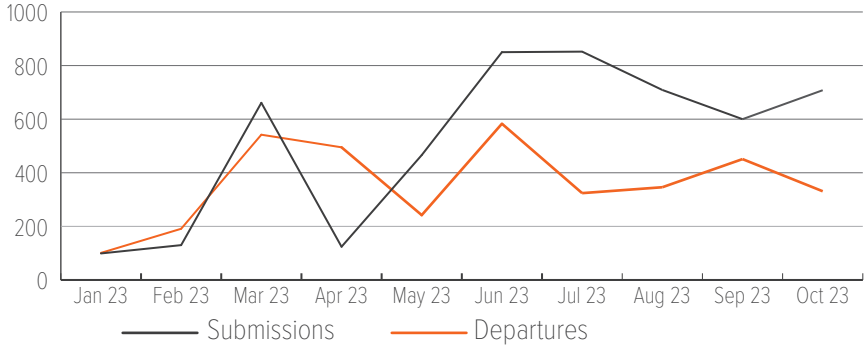

Submission priority

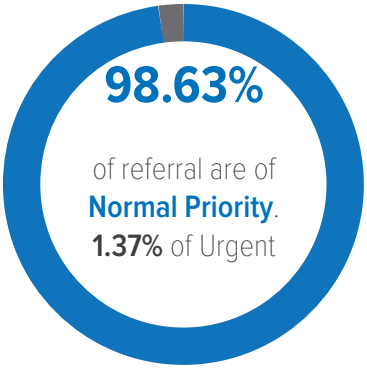

Submission and departure by country of resettlement (2023)

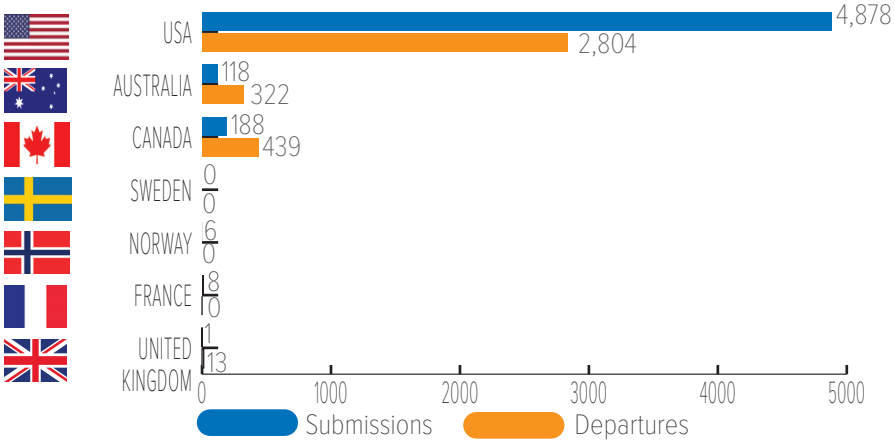

Submission criteria

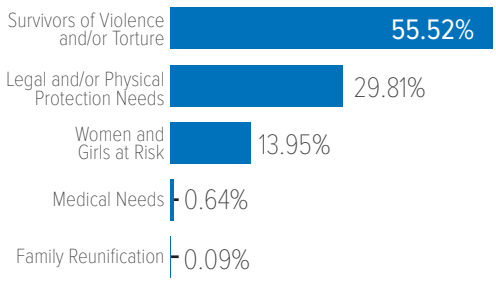

Submissions and departures trends 2015 - 2023

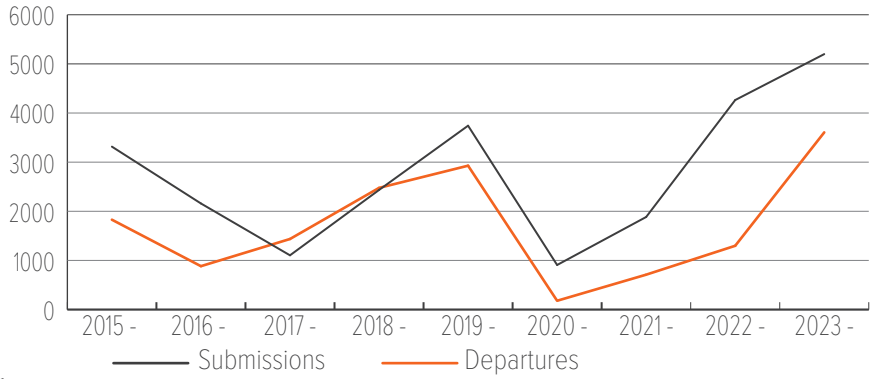

* 3,560 Congoleses, 3 Rwandans and 43 Burundians. None of them were submitted for resettlement this year.

Since 2017, UNHCR has supported the voluntary repatriation of over 225,300 returnees, including 65,000 in 2021 and 21,788 in 2022. Upon the arrival of returnees in their province of return, UNHCR and its partners conduct follow-up activities to review their level of reintegration. Monitoring data indicates a low capacity of returnees to access essential social services, which makes some refugees reluctant to return. Despite efforts by the Government of Burundi with support from humanitarian and development actors, access to housing, land, and employment remains a significant challenge. For example, over 69% of returnees are not satisfied with their level of food security. Nevertheless, there have been improvements in the security and justice sectors (land dispute resolution) compared to previous years.

MEASURABLE RESULTS BY SECTOR

PROTECTION

The respondents reported that at least 73% of adults in households have national identity cards. 75% of children received birth certificates in 2023 (compared to 69% in 2022), a significant improvement resulting from registration campaigns.

EDUCATION

47% of the children who arrived this year, compared to 52% in 2022, are enrolled in school. The observed decrease is due to the fact that the majority of children arrived during the second semester and experienced difficulties in enrolling and adapting to the Burundian education system.

HEALTH

67% of returnee households do not have a health insurance card compared to 70% in 2022. 79% of returnee children arriving in 2022 are vaccinated against measles from asylum countries. The major challenge is accessing quality healthcare services in the return areas.

WATER, HYGIENE AND SANITATION

85% of households in 2022 reported having access to safe water. More than 90% of them find water within two kilometers. During the drought period, there is an increased need for containers to store sufficient quantities of water at the household level.

SHELTER

26% of returnees live in their own homes. 37% live in rented houses; 70% of this group are in Muyinga, Cibitoke, Kirundo, and Ruyigi provinces. The returnee community is in great need of support in terms of shelter kits and building materials.

FOOD SECURITY

64% of returnee households eat only once a day. 73% of the returning households reported never having received food aid after the one they received upon arrival at the transit center.

ACCESS TO LAND

In 2023, 39% of repatriated households used their cash allowance for the acquisition of land (fields), but only 18% were able to practice farming during the last cropping season. The challenges are the lack of seeds and agricultural tools.

LIVELIHOODS

89% of returnee households report living on less than USD 3 per month on average. Many returnees living in border areas cross the border back and forth to engage in temporary labor.

DONORS

Co-funded by European Union

KOICA Korea International Cooperation Agency

CONTEXT

In 2023, Burundi plans to reintegrate over 50,000 returnee individuals who fled political violence in 2015 to neighboring countries, including Tanzania, Rwanda, and Uganda. The government of Burundi, in collaboration with UNDP, UNHCR, and development organizations, has established projects to facilitate their reintegration, which include housing, healthcare, education, and economic infrastructure support initiatives. The reintegrative process will also consider the returnee individuals' specific needs to ensure their successful reinsertion and long-term integration into local communities.

REINTEGRATION ACTIVITIES | 2022 - 2023

UNHCR

1,720 construction kits in 2023, 05 Livelihoods projects, 10 youth cooperatives for soap-making, IGAs; Education from 2023 (construction of 48 classrooms, catch-up classes for 5,000 students), more than 10,000 solar lamps. Training/ awareness-raising for 10,000 schoolchildren on personal hygiene and GBV prevention.

PNUD

1,192 construction / rehabilitation kits in Ruyigi & Cankuzo, vocational training for 3,600 young entrepreneurs 2022-2024.

ZOA

33.009 land conflicts identified in Makamba province; 6641 returnee cases (17%) assisted for which 2,588 conflicts solved by 30 april 2023.

World Vision

879 supported families for agriculture, 2,316 notebooks distributed to 292 children in Mishiha (Cankuzo), 08 classrooms in Buyenyuzi (Karuzi) and Gasorwe (Muyinga), and 39 latrines.

RET

Economic reinsertion and education (30 scholarships for returnees), digital training / entrepreneurship / personal development in Mabanda to create IGAs for 200 returnees in 2022.

ICCA : legal and judicial assistance for 700-800 returnee cases per year in Ngozi, Muyinga, Bujumbura, Makamba et Ruyigi.

644 hoes, iron sheets, 6 000 birth registers & 6,000 marriage certificates. Provision: 03 sites for integrated rural villages for returnees and vulnerable members of the community.

unicef

School materials for 32,917 children in 06 Makamba communes by UNICEF between 2021 and April 2023, 50 classrooms rehabilitated in Makamba in 2022-2023. Support for late birth registration.

GVC

Provides medical assistance to returnees at transit centers during repatriation convoys in Kinazi (Muyinga), Gitara (Makamba) et Gihanga (Bubanza).

DRC Danish Refugee Council

Resilience projects: Ruyigi, Muyinga, Makamba. Protection monitoring, vulnerability analysis followed by assistance to beneficiaries through cash-for-work and IGA resilience groups.

Safe Inclusion

involved in 01 Village Rural Intégré (VRI) : IGA (81 households supported), entrepreneurship & social cohesion in Bubanza.

OIM ONU Migration

Ruyigi, Cankuzo, Muyinga, Kirundo and Makamba and support more than 2000 households for the rehabilitation of houses with repair kits, latrines and NFI. IOM has also provided rent support to 4,092 returnee households and local community. 8,000 individuals for HLP.

CHALLENGES AND UNMET NEEDS

- Limited access to services, insufficient support and lack of absorption capacity in return areas.
- Individual level, not enough initiatives to support the specific needs and vulnerabilities of returnees and their families.
- Lack of initiatives that address the needs, vulnerabilities and concerns of the communities in which returnees live, including families and the local population.
- Structural level supporting the continuity of assistance through adequate local public services.