

**Population**  
Refugees and asylum-seekers



Individuals: **7,985**

Households: **1,771**

**Settlement**

Oruchinga

*On average two performance indicators are measured per sector against the annual 2023 RRP targets*

**UCRRP Partners: 13**



GOV'T **02**



UN Agencies **02**



NNGOs **02**



RLOs **0**




INGOs **07**

Sector of Intervention	Indicator	Achieved	Target
------------------------	-----------	----------	--------

**Education**



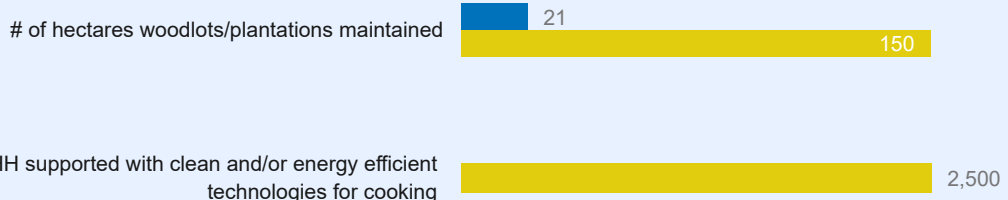
**Health & Nutrition**



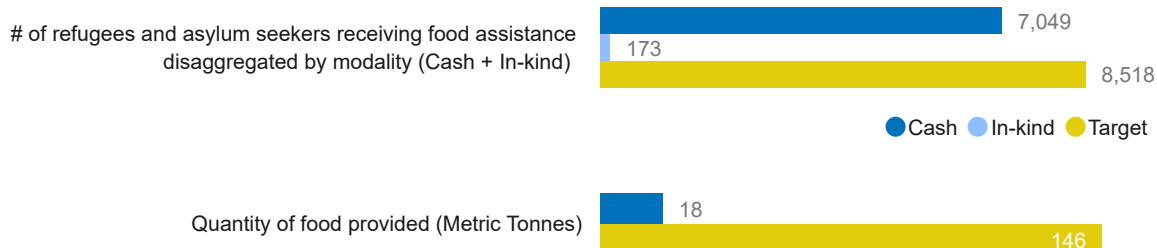
**WASH**



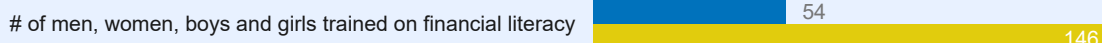
**Energy & Environment**



**Food Security**



**Livelihoods & Resilience**



**(Blank)**

**0**

Acres of arable land accessed by refugees

HH receiving emergency livelihood support



Settlement

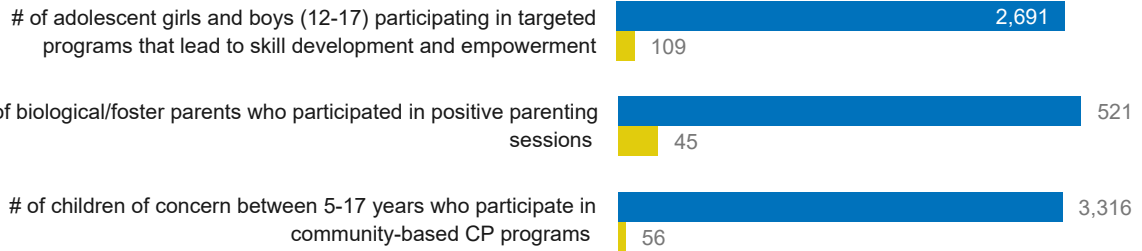
Quarter 3

Oruchinga

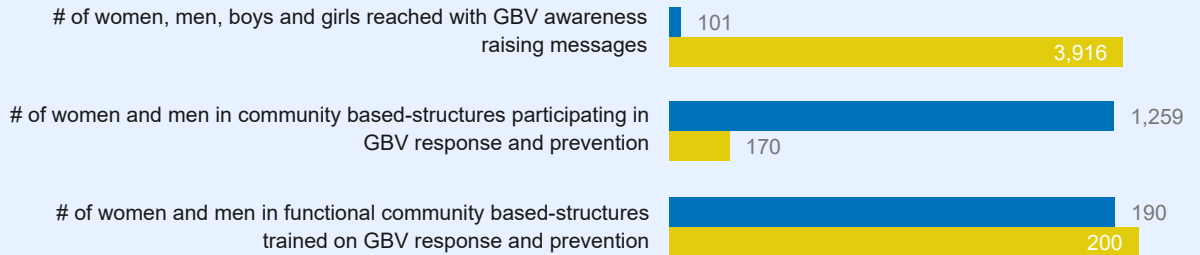
2023

Sector of Intervention	Indicator	Achieved	Target
------------------------	-----------	----------	--------

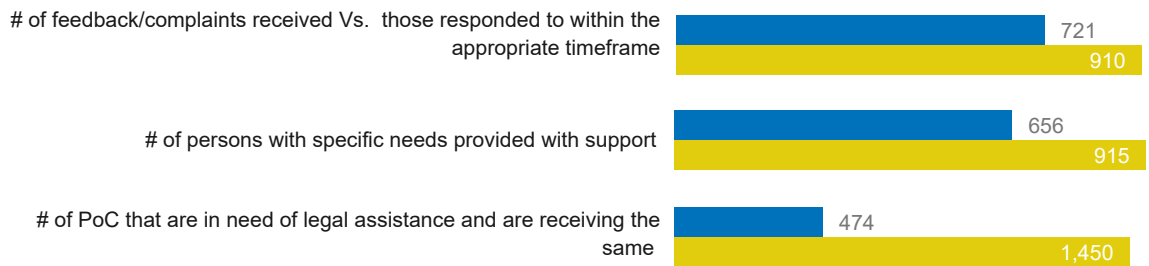
**Child Protection**




**GBV**



**Protection**



**CBI Modality**



**441**

Households receiving cash + voucher assistance for basic needs

**List of Partners who reported for Q3 2023, UN Agencies and Government**

**National NGOs**

Nsamizi & TPO

**Refugee Led Organizations (RLOs)**

None Reported

**International NGOs**

Alight, DRC, FRC, HIJRA, MTI, WCC and WCH

**UN Agencies**

UNHCR and WFP

**Government**

OPM, Isingiro DLG