UNHCR The UN Refugee Agency | Somalia

POPULATION DASHBOARD

1 - 31 October 2023

In October, 124,390 new internal displacements were monitored by the UNHCR-led Protection and Returns Monitoring Network (PRMN). Drivers include conflict and insecurity (19,131), drought (43,400), floods (56648) and others (5211) displacements related to floods were recorded.

PRMN recorded in Bay (33,414) region the highest number of internal displacements in October followed by Gedo (29,162), Middle Juba (19,305), Lower Juba (10,992) and Banadir (10,722) regions.

Population of concern

IDPs	3,864,000
Asylum Seekers	20,068
Refugees	17,483
Refugee Returnees	7,885

**Estimated internally displaced persons as of December 2022 (Source: Somalia IDP - WG)*

37,551 Refugees & Asylum-Seekers

At the end of October 2023, there were 37,551 refugees and asylum-seekers registered in Somalia, mainly from Ethiopia (24,826 asylum seekers and refugees), Yemen (10,807 refugees and asylum seekers) and Syria (1,506 refugees and asylum seekes). The remaining 412 persons of concerns were from other countries.

7,885 Refugee Returnees (2020 - 2023)

Since January 2020, 7,885 Somali refugees have returned to Somalia. This figure includes Voluntary Repatriation from Kenya (923) and Assisted Spontaneous Returnees (ASR) from Yemen (1,226) and other countries (372). Approximately 5,364 Somalis were monitored as arriving spontaneously from Yemen since January 2020.

Region	Ethiopia	Yemen	Other
Woq. Galbeed	10,677	5,439	1,377
Bari	8,485	1,886	100
Nugaal	2,628	214	17
Mudug	1,579	52	44
Togdheer	191	144	46
Sanaag	129	19	4
Awdal	295	174	9
Banadir	12	2,734	321
Sool	11	13	-
Middle Shabelle	-	-	-
Lower Shabelle	-	-	-
Other			-
TOTAL	**24,826**	**10,807**	**1,918**

Region	Kenya	Yemen	Other
Lower Juba	462	1	2
Banadir	411	858	157
Bay	50	41	19
Togdheer	-	5	2
Mudug	-	8	7
Awdal	-	10	5
Hiraan	-	3	-
Nugaal	-	1	7
Lower Shabelle	-	78	1
Woq. Galbeed	-	95	145
Sool	-	7	3
Other	-	119	24
TOTAL	**923**	**1,226**	**372**

Returnees, refugee and asylum seekers map

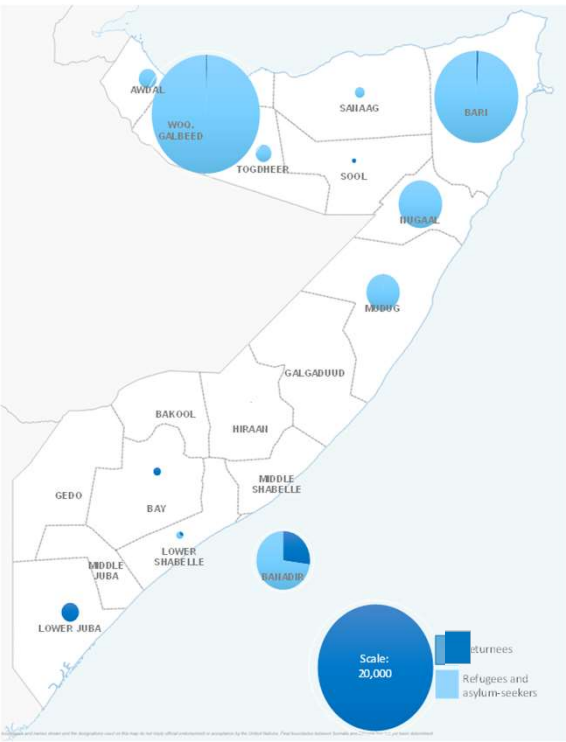

Somali returnees from Kenya by month

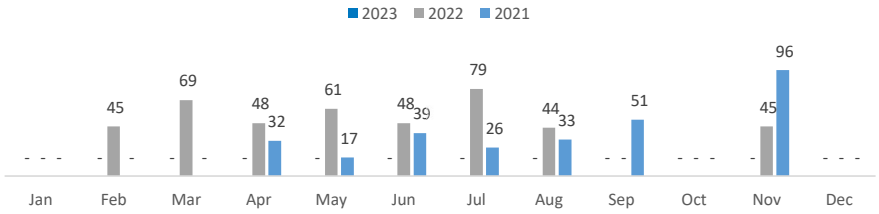

Assisted spontaneous returnees from Yemen by month



Number of returnees (with assistance from UNHCR) since 2020

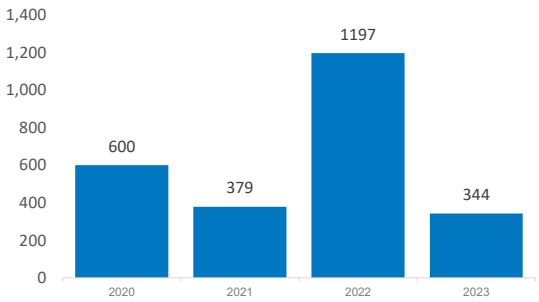

Somalia Internal DISPLACEMENT

Displacements monitored by UNHCR Protection and Return Monitoring Network (PRMN)

Monthly internal displacement (2022 - 2023)

(in thousands)

Year	People
2022	1,816,000
2023	1,672,000

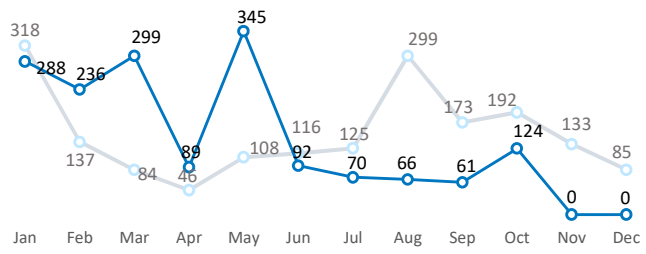

2023 displacement reasons

Conflict/Insecurity	625,000
Drought	515,000
Flood	476,000
Other	56,000
Total	1,672,000

2023 top Arrival regions

Hiraan	272,000
Gedo	268,000
Galgaduud	162,000
Banadir	156,000
Nugaal	149,000
Bay	148,000
Bari	84,000
Middle Juba	75,000
Other	358,000
Total	1,672,000

October 2023 displacement reasons

Flood	57,000
Drought	43,000
Conflict/Insecurity	19,000
Other	5,000
Total	124,000

October 2023 top Arrival regions

Bay	33,000
Gedo	29,000
Middle Juba	19,000
Lower Juba	11,000
Banadir	11,000
Nugaal	5,000
Middle Shabelle	4,000
Hiraan	2,000
Other	10,000
Total	124,000

Somalia: Global Focus - Somalia: Information sharing portal - UNHCR Somalia - @UNHCRSom - Facebook: UNHCR Somalia - Somalia internal displacement

UNHCR is grateful for the generous contributions of donors who have directly contributed to the UNHCR Somalia operation in 2023

Print date: 13 November 2023

Author: UNHCR Somalia