



# Tanzania Refugee Population Update

as of 31 October 2023



## Key Figures

**244,719\***  
Population of Concern

**83.3%** 203,810 Living in camps

**7.8%** 19,100 Living in settlements

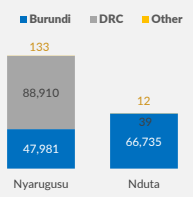
**8.8%** 21,507 Living in villages

**0.1%** 302 Living in urban area

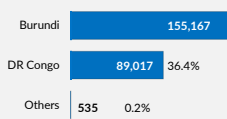
**84%** 205,128 Refugees

**16%** 39,591 Asylum-seekers

Camp-based population by country of origin



Country of origin

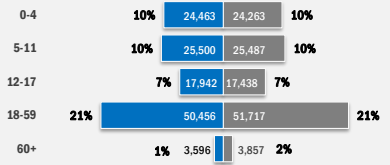


## Age and Gender

**55%**  
0-17 Children

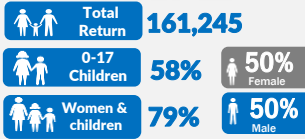
**3%**  
80+ Older People

Age (Years)



## Durable Solutions

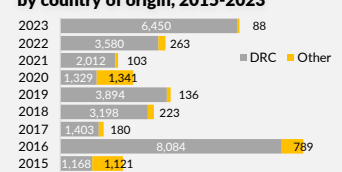
Voluntary return of Burundian refugees, 2017-2023



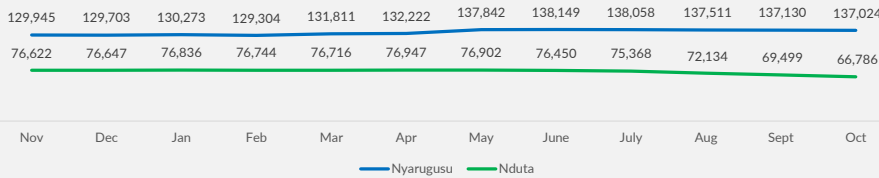
Local integration

**162,000** former Burundian refugees (1972) granted citizenship by the Government of Tanzania.

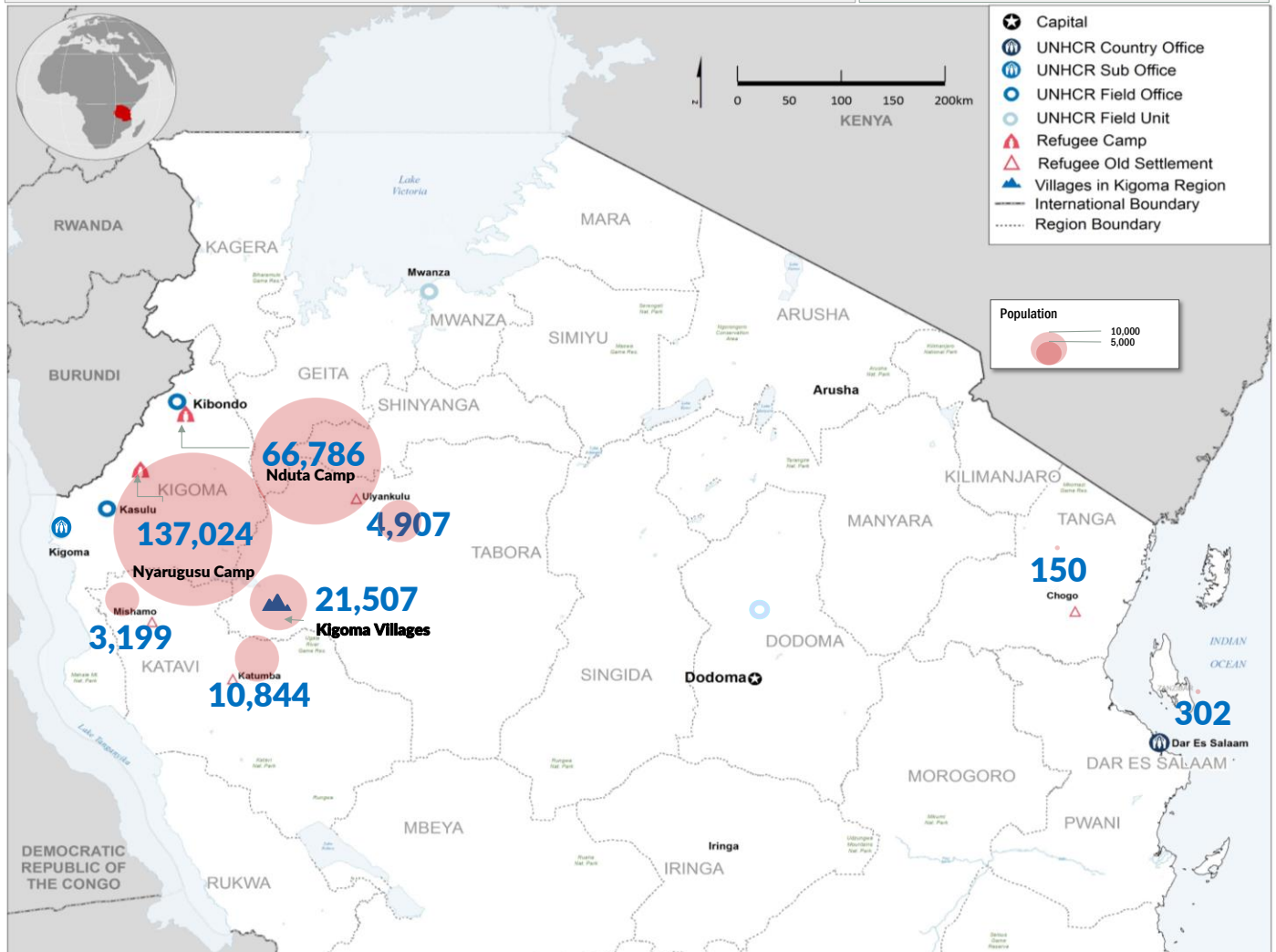
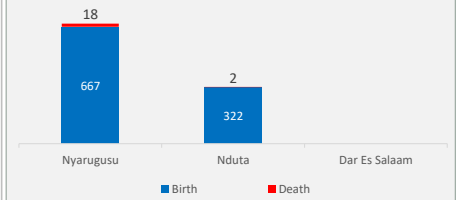
Resettlement departures by country of origin, 2015-2023



## Camp population trend: November 2022 to October 2023



## Births vs Deaths



The boundaries and names shown on this map do not imply official endorsement or acceptance by the United Nations. Sources: Boundaries: UNCS; Background: USGS; Data: Government of Tanzania, UNHCR. For more information, please contact: MALLYA@unhcr.org or visit: <https://data2.unhcr.org/en/situations/burundi/location>