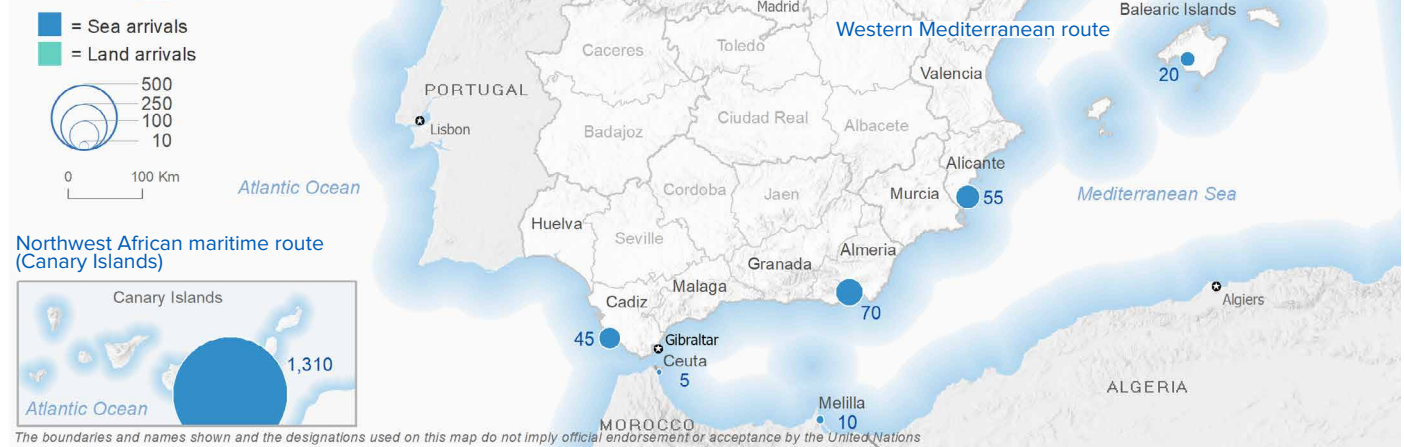


SPAIN Weekly snapshot - Week 47 (20 - 26 Nov 2023)

The charts below are based on figures from the Ministry of Interior and UNHCR estimates. All figures are provisional and subject to change

Refugees & migrants: sea and land arrivals in week 47¹



Arrivals in Spain

49,823
 Arrivals as of 26 Nov 2023²
+68%
 Dif. 2022

49,374
 Sea Arrivals²
 Dif. 2022: **+78%**

449
 Land Arrivals²
 Dif. 2022: **-75%**

1,513
 Arrivals Week 47¹
 Dif. last week: **-8%**
 Dif. 2022: **+387%**

Western Mediterranean

15,154
 Arrivals as of 26 Nov 2023²
+5%
 Dif. 2022

14,705
 Sea Arrivals²
 Dif. 2022: **+16%**

449
 Land Arrivals²
 Dif. 2022: **-75%**

203
 Arrivals Week 47¹
 Dif. last week: **-63%**
 Dif. 2022: **+45%**

Northwest African maritime (Canary Islands)

34,669
 Arrivals as of 26 Nov 2023²
+130%
 Dif. 2022

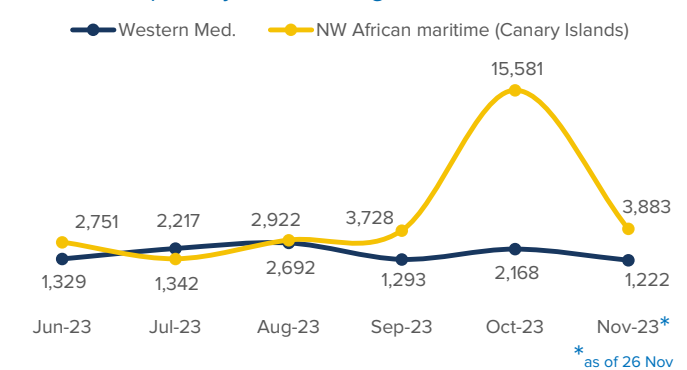
34,669
 Sea Arrivals²
 Dif. 2022: **+130%**

1,310
 Arrivals Week 47¹
 Dif. last week: **+19%**
 Dif. 2022: **+668%**

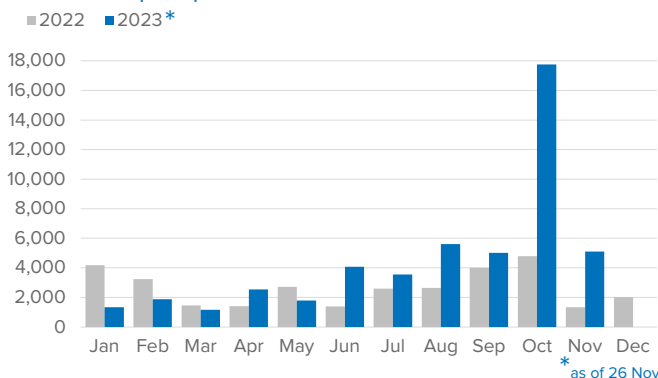
Arrivals in Spain during the last five weeks¹



Arrivals in Spain by route during the last six months²



Arrivals in Spain per month²



Arrivals in Spain per year²

