UNHCR The UN Refugee Agency

MONTHLY POPULATION DASHBOARD

Refugees and Asylum-seekers in South Sudan

as of 31 October 2023

Key Figures

79,906 (Households) Refugees and Asylum-seekers

342,440 (Individuals) Refugees and Asylum-seekers

76,519 Household (Refugees)

337,395 Individual (Refugees)

3,387 Household (Asylum-seekers)

4,545 Individuals (Asylum-seekers)

Refugees Population

Sudan	315,318 | 93.3%
DRC	12,990 | 3.8%
Ethiopia	4,836 | 1.4%
CAR	2,412 | 0.7%
Eritrea	1,937 | 0.6%
Burundi	365 | 0.1%
Others	37

Asylum-Seekers Population

Eritrea	2,759 | 60.7%
Ethiopia	1,079 | 23.7%
Burundi	626 | 18.9%
Uganda	21 | 0.4%
Somalia	12 | 0.2%
Sudan	8 | 0.1%
Others	20 | 0.4%

Population Distribution

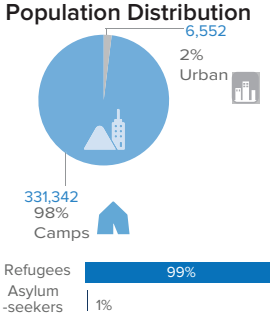

Demographics by Age and Gender Breakdown

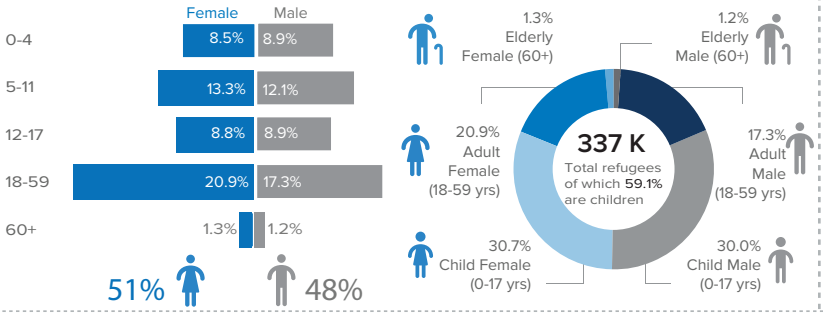

Refugees with Specific Needs

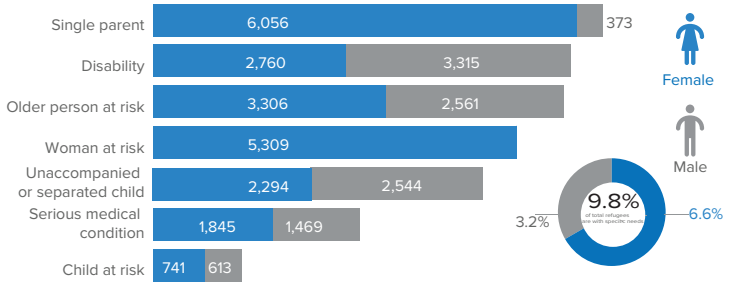

New Registrations Trend 2023

7,483 Newborns

23,699 New Arrivals

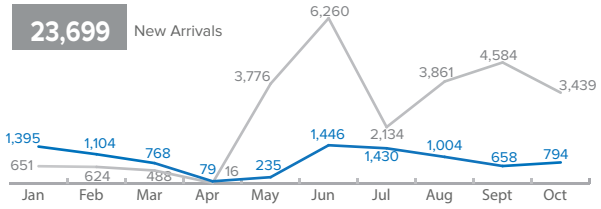

Yearly Refugee Population Trend

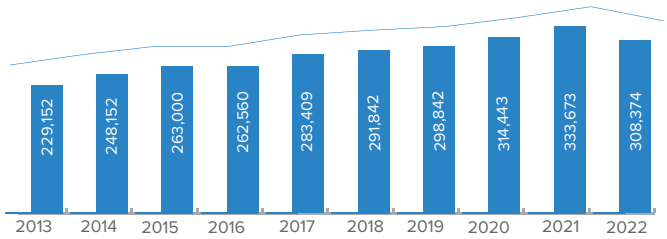

Refugees and Asylum-seekers Population in South Sudan

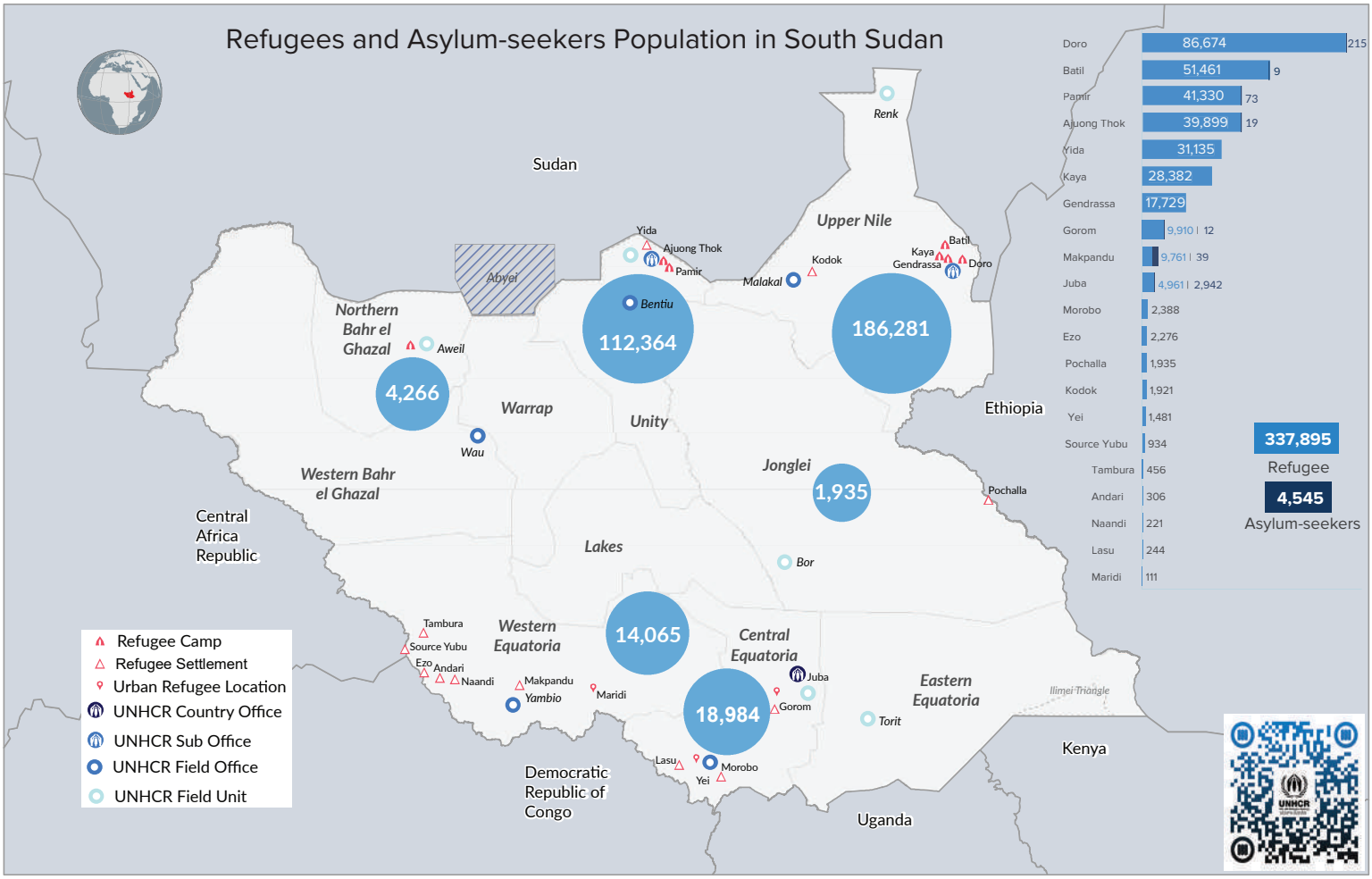

The boundaries and names shown and the designations used on this map do not imply official endorsement or acceptance by the United Nations. Final status of the Abyei area is not yet determined

Published: 05 Oct 2023
Source: © UNHCR, The UN Refugee Agency
Feedback: ssdjuodm@unhcr.org