PAKISTAN

Overview of Refugee and Asylum-Seekers Population

(as of 30 November 2023)

1.38 MILLION approx
TOTAL REGISTERED

68.6% OUTSIDE REFUGEE VILLAGES

31.4% LIVING IN REFUGEE VILLAGES

1.31 MILLION approx
AFGHAN (PoR) CARD HOLDERS

13,958
REGISTERED REFUGEES UNDER UNHCR'S MANDATE

60,063
REGISTERED ASYLUM SEEKERS UNDER UNHCR'S MANDATE

% PLACE OF ORIGIN (TOP 10)

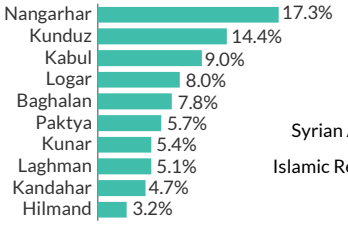

19.4% From other regions

COUNTRY OF ORIGIN (TOP 6)

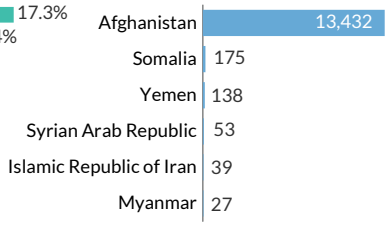

COUNTRY OF ORIGIN (TOP 6)

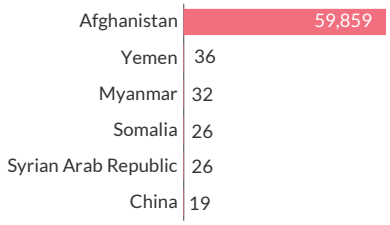

AGE AND GERMAN COMPOSITION

0-4 **12%** Infants

5-17 **38%** Children

46% Adults

60+ **4%** Elderly

73% Women & children

8.6% Persons with specific needs

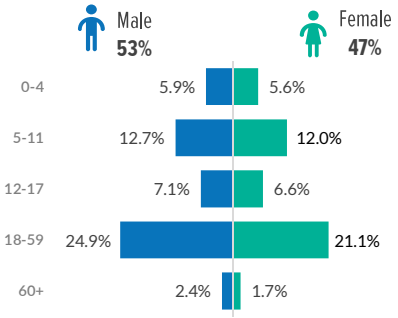

BREAKDOWN BY ETHNICITY

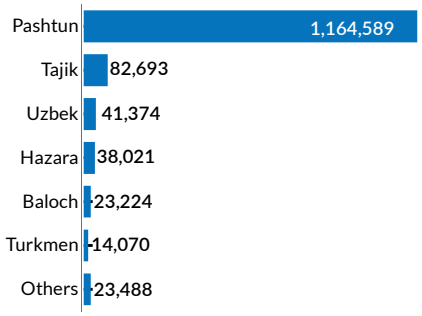

344,948 Households

78,446 (22.7%) Female-Headed

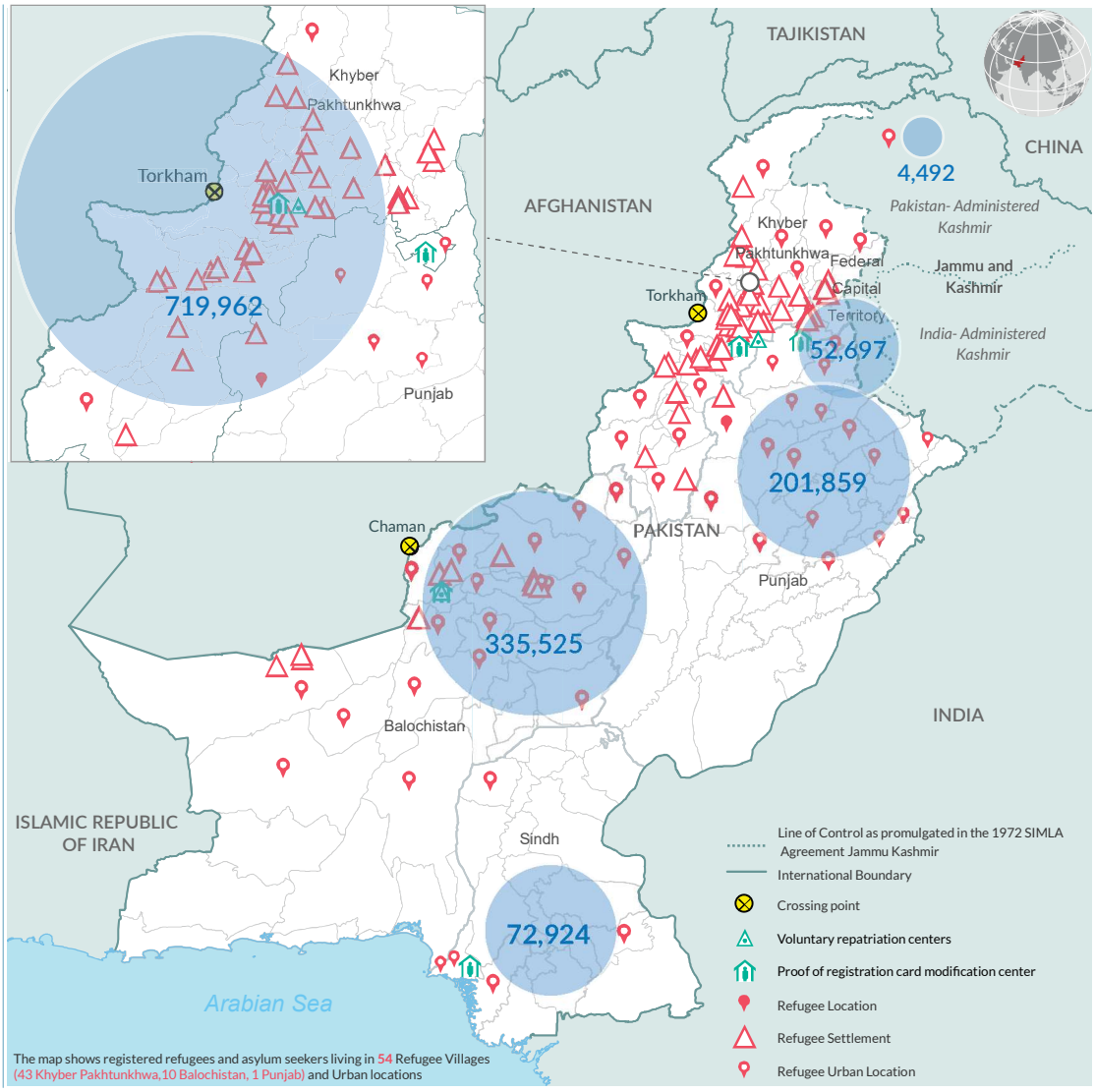

The map shows registered refugees and asylum seekers living in 54 Refugee Villages (43 Khyber Pakhtunkhwa,10 Balochistan, 1 Punjab) and Urban locations

TRENDS POPULATION TREND SINCE 2015

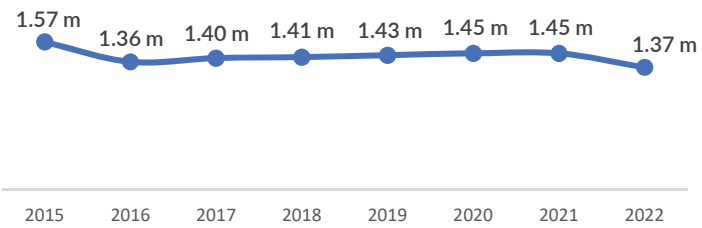

The Population Statistics are compiled quarterly using data from Afghan National Registration (ANR) Database and UNHCR Profile Global Registration System (Progres V4). Statistics are updated as of 30 November 2023.

POPULATION DECREASE TREND SINCE 2015*

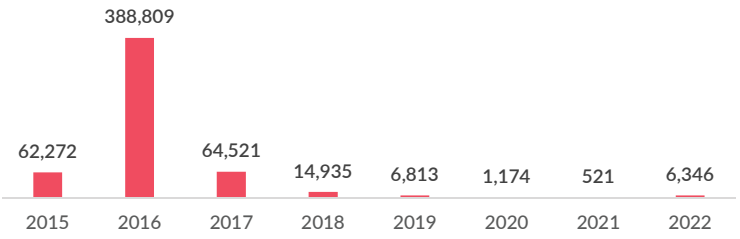

* Decreases result from voluntary repatriation, resettlement and inactivation, including due to deaths

Disclaimer: *The boundaries and names shown and the designations used on the map do not imply official endorsement or acceptance by the United Nations. Dotted line represents approximately the Line of Control in Jammu and Kashmir agreed upon by India and Pakistan. The final status of Jammu and Kashmir has not yet been agreed upon by the parties. Creation date: 11 December 2023 Data Sources: Afghan National Registration (ANR) Database, UNHCR.*

More information available on UNHCR: data portal, https://data2.unhcr.org/en/country/pak, Feedback: Information Management Unit at pakisim@unhcr.org