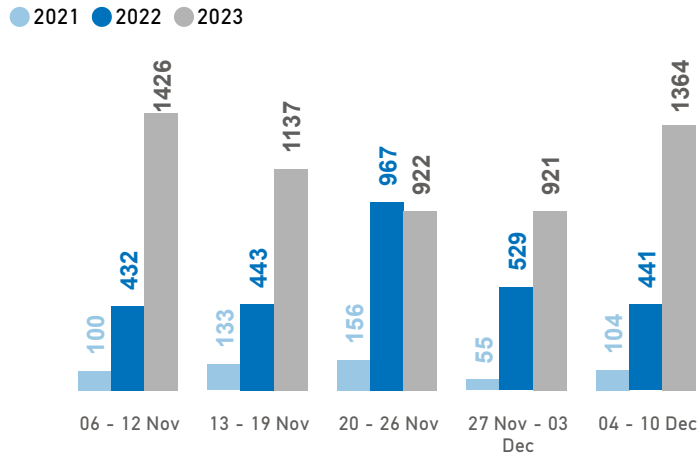


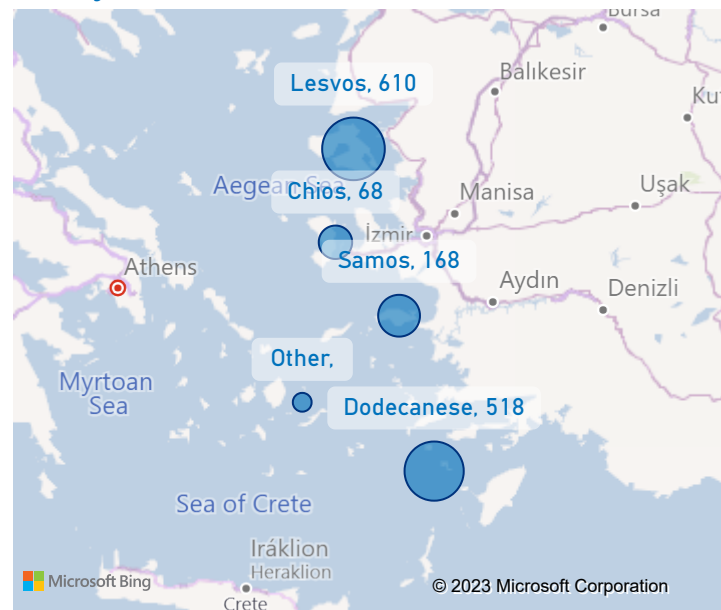
Aegean Islands Weekly Snapshot

Sea arrivals

This week, the Aegean islands saw 1364 arrivals, an increase from last week's 921. The average of the daily arrivals on the Aegean islands for this week is 195.



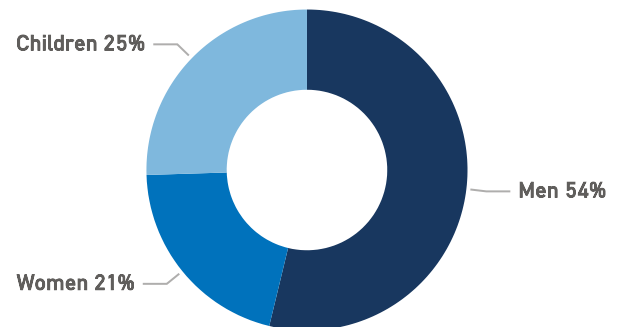
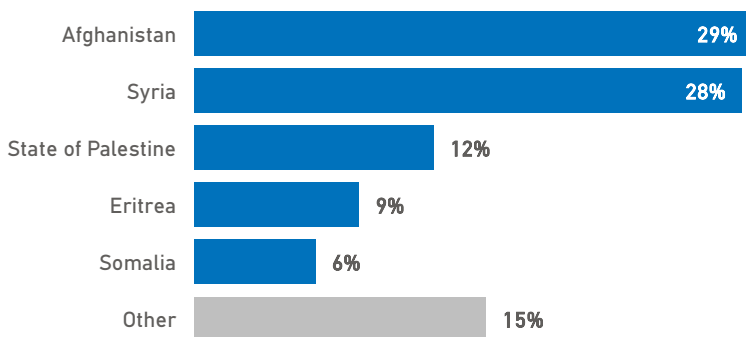
Entry Points



Population in the CCACs

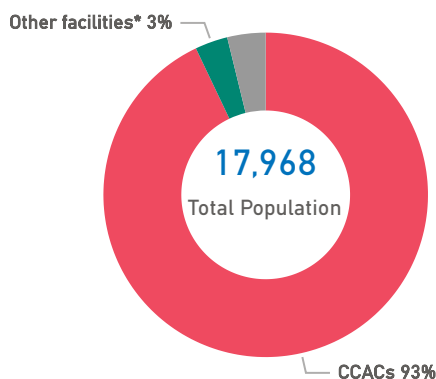
Currently, 16,697 refugees and migrants reside in the Closed Controlled Access Center(s).

Most of them are from Afghanistan (29%), Syria (28%) and State of Palestine (12%). Men account for 54% of the population, women for 21% and children for 25%.



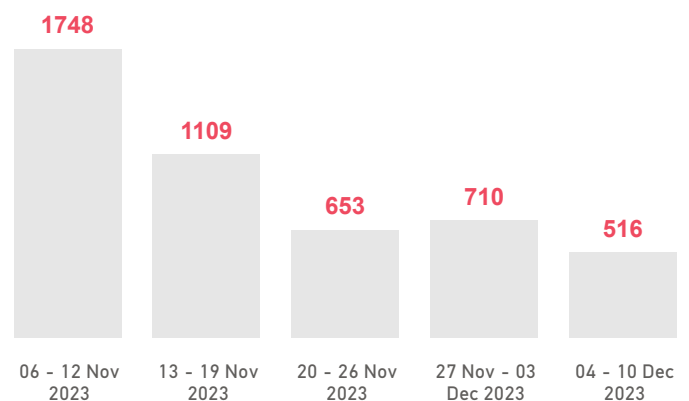
Population on the Islands

There are 17,968 refugees and migrants on the Aegean islands. Out of this total, 16,697 reside at the CCACs and 585 are hosted in other facilities. UNHCR estimates that there are also 686 self-accommodated in the islands.



Departures

This week, 516 refugees and migrants departed from the Aegean islands to the mainland.



Published on 13/12/2023

more information: [UNHCR Operational Portal - Greece](#)

*Other facilities include shelters for unaccompanied children, detention facilities, etc.

Refugees and migrants includes asylum-seekers, beneficiaries of international protection and people out of the asylum procedure.

Departures to the mainland mainly include: i) transfers in the context of IOM Assisted Voluntary Return and Reintegration programme, ii) transfers of unaccompanied children to State-run facilities, iii) organized transfers supported by the government, including controlled facilities for temporary accommodation of asylum-seekers in the mainland/sites, and iv) those who depart on their own means.

Data Sources: Population data - Partial Data from the Government and other sources; Arrivals/Departures - Hellenic Police, Hellenic Coastguard

Figures are subject to future adjustment based on consolidated figures provided by the authorities. Percentages may not add up to 100 due to rounding and slightly differ between the text and graphs.

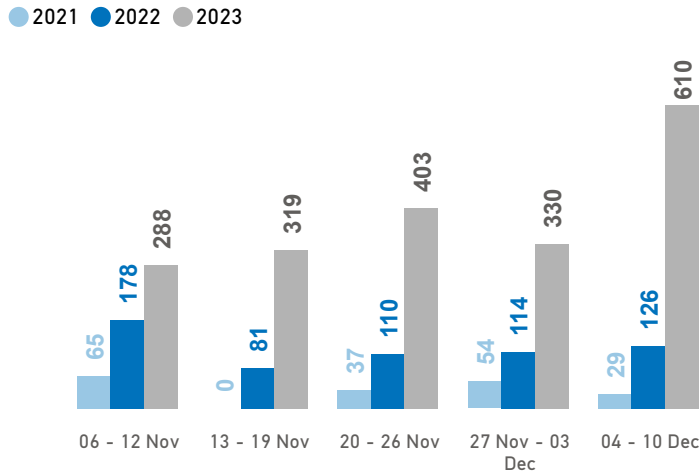
The boundaries, the names shown and the designations used on the map do not imply official endorsement or acceptance by the United Nations.

Lesvos Weekly Snapshot

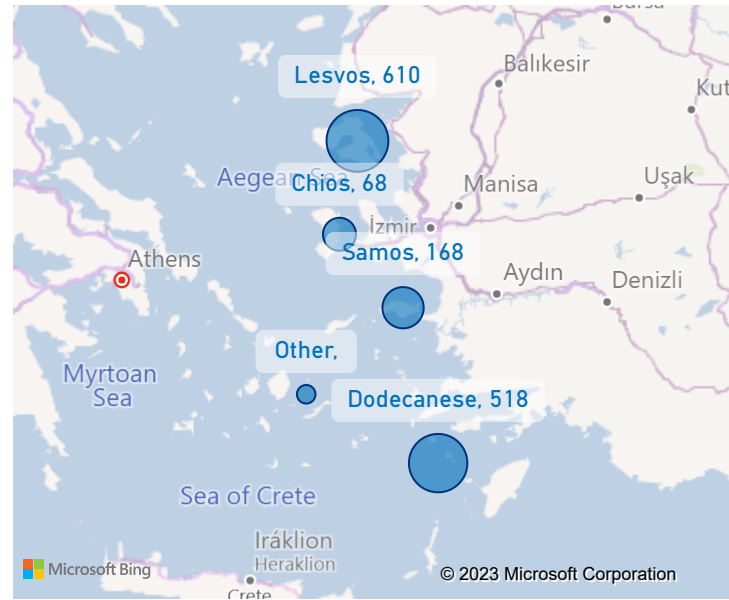
Sea arrivals

This week, Lesvos saw 610 arrivals, an increase from last week's 330.

The average of the daily arrivals on Lesvos for this week is 87.



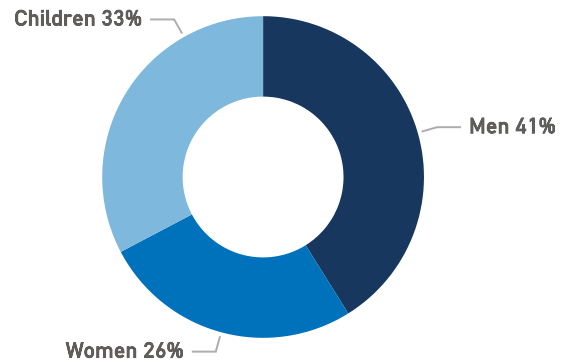
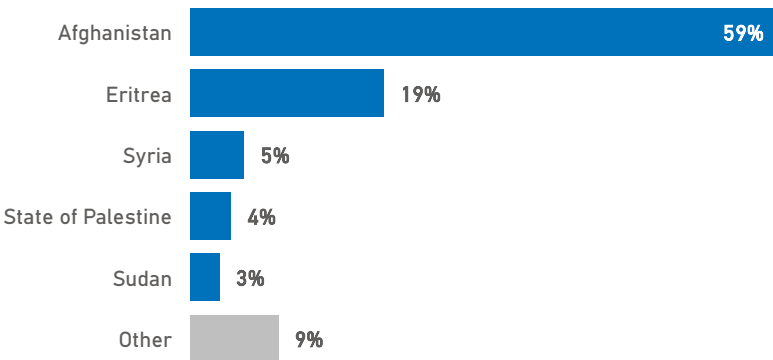
Entry Points



Population in the CCAC

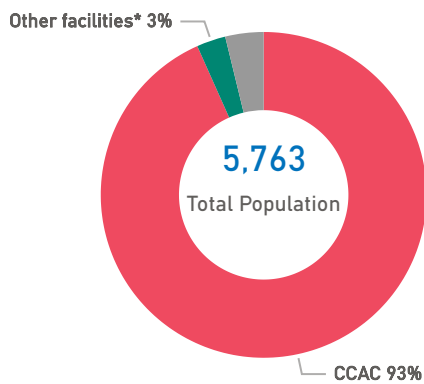
Currently, 5,378 refugees and migrants reside in the Closed Controlled Access Center.

Most of them are from Afghanistan (59%), Eritrea (19%) and Syria (5%). Men account for 41% of the population, women for 26% and children for 33%.



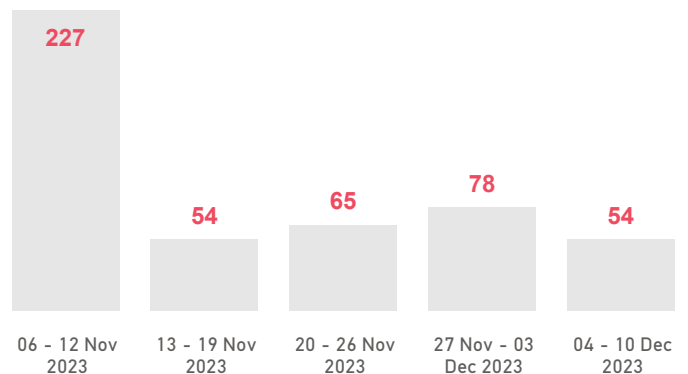
Population on the Island

There are 5,763 refugees and migrants on Lesvos. Out of this total, 5,378 reside at the CCAC and 166 are hosted in other facilities. UNHCR identified 219 self-accommodated refugees in the island up to this date.



Departures

This week, 54 refugees and migrants departed from Lesvos to the mainland.



Published on 13/12/2023

more information: [UNHCR Operational Portal - Greece](#)

*Other facilities include shelters for unaccompanied children, detention facilities, etc.

Refugees and migrants includes asylum-seekers, beneficiaries of international protection and people out of the asylum procedure.

Departures to the mainland mainly include: i) transfers in the context of IOM Assisted Voluntary Return and Reintegration programme, ii) transfers of unaccompanied children to State-run facilities, iii) organized transfers supported by the government, including controlled facilities for temporary accommodation of asylum-seekers in the mainland/sites, and iv) those who depart on their own means.

Data Sources: Population data - Partial Data from the Government and other sources; Arrivals/Departures - Hellenic Police, Hellenic Coastguard

Figures are subject to future adjustment based on consolidated figures provided by the authorities. Percentages may not add up to 100 due to rounding and slightly differ between the text and graphs.

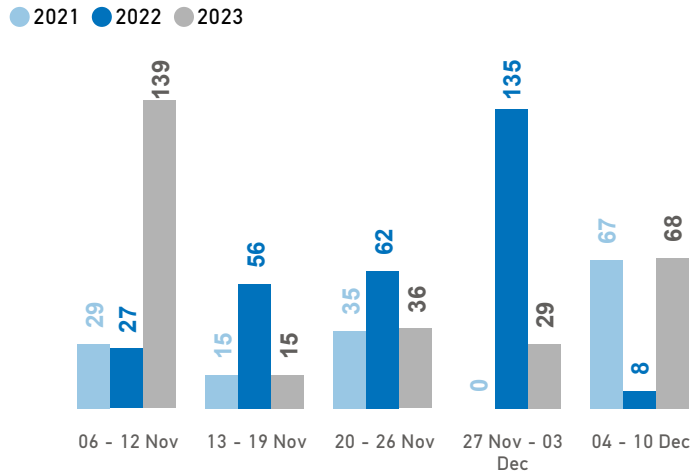
The boundaries, the names shown and the designations used on the map do not imply official endorsement or acceptance by the United Nations.

Chios Island Weekly Snapshot

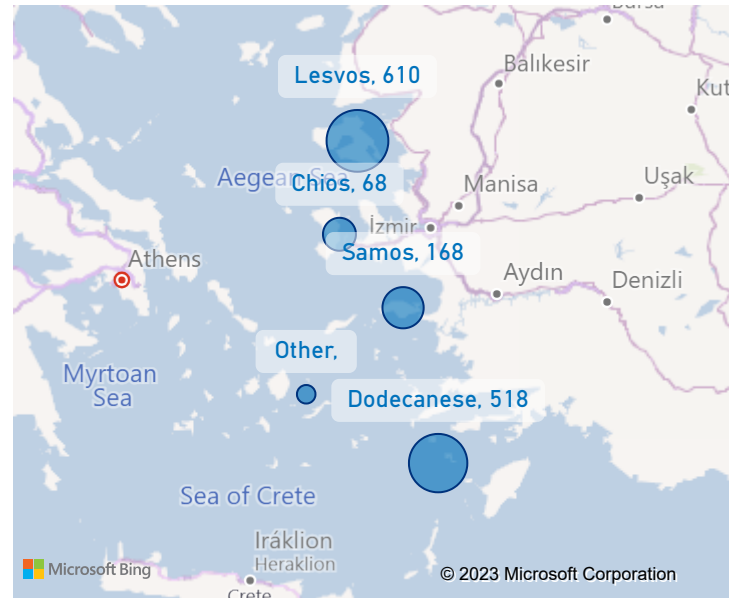
Sea arrivals

This week, Chios island saw 68 arrivals, an increase from last week's 29.

The average of the daily arrivals on Chios island for this week is 10.



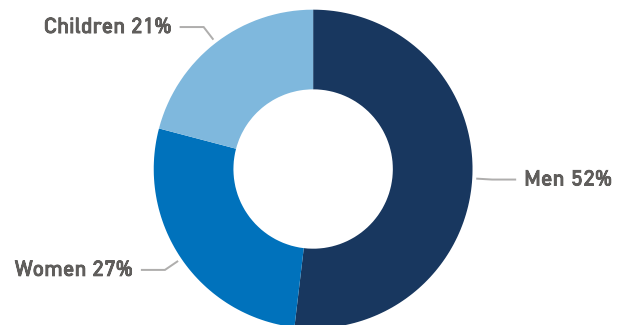
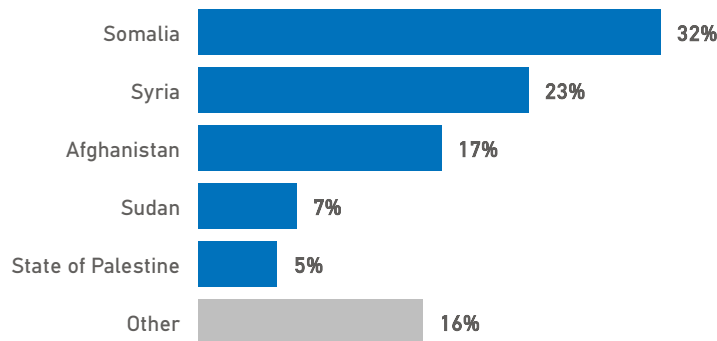
Entry Points



Population in the CCAC

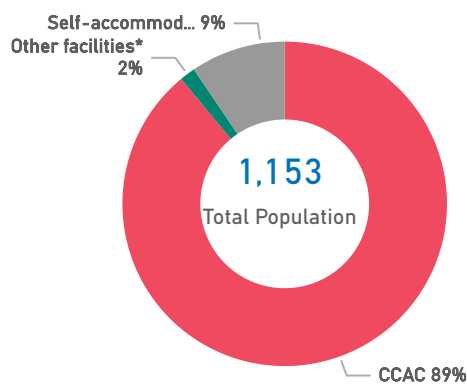
Currently, 1,026 refugees and migrants reside in the Closed Controlled Access Center.

Most of them are from Somalia (32%), Syria (23%) and Afghanistan (17%). Men account for 52% of the population, women for 27% and children for 21%.



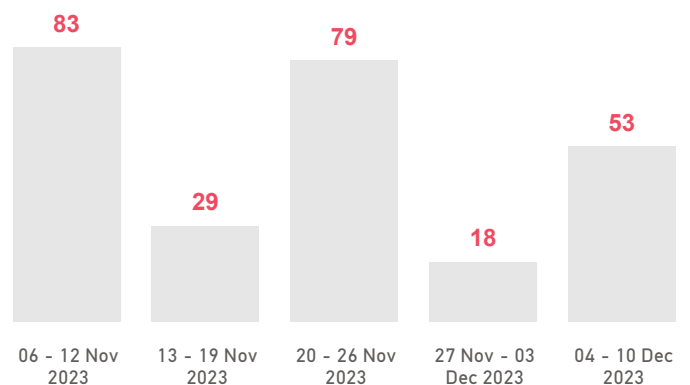
Population on the Island

There are 1,153 refugees and migrants on Chios island. Out of this total, 1,026 reside at the CCAC and 18 are hosted in other facilities. UNHCR estimates that there are also 109 self-accommodated in the island.



Departures

This week, 53 refugees and migrants departed from Chios island to the mainland.



Published on 13/12/2023

more information: [UNHCR Operational Portal - Greece](#)

*Other facilities include shelters for unaccompanied children, detention facilities, etc.

Refugees and migrants includes asylum-seekers, beneficiaries of international protection and people out of the asylum procedure.

Departures to the mainland mainly include: i) transfers in the context of IOM Assisted Voluntary Return and Reintegration programme, ii) transfers of unaccompanied children to State-run facilities, iii) organized transfers supported by the government, including controlled facilities for temporary accommodation of asylum-seekers in the mainland/sites, and iv) those who depart on their own means.

Data Sources: Population data - Partial Data from the Government and other sources; Arrivals/Departures - Hellenic Police, Hellenic Coastguard

Figures are subject to future adjustment based on consolidated figures provided by the authorities. Percentages may not add up to 100 due to rounding and slightly differ between the text and graphs.

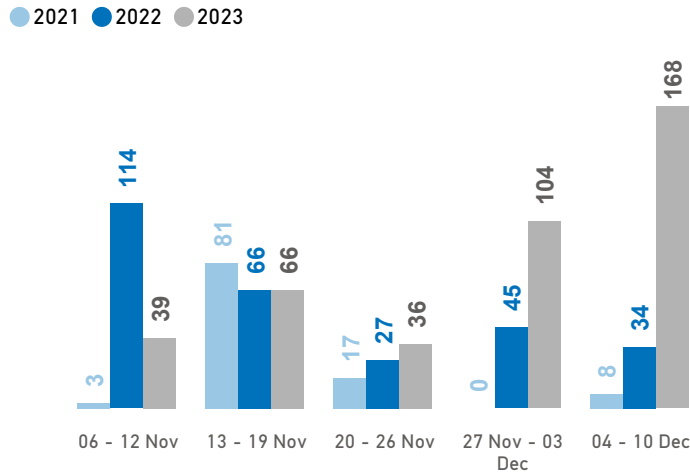
The boundaries, the names shown and the designations used on the map do not imply official endorsement or acceptance by the United Nations.

Samos Island Weekly Snapshot

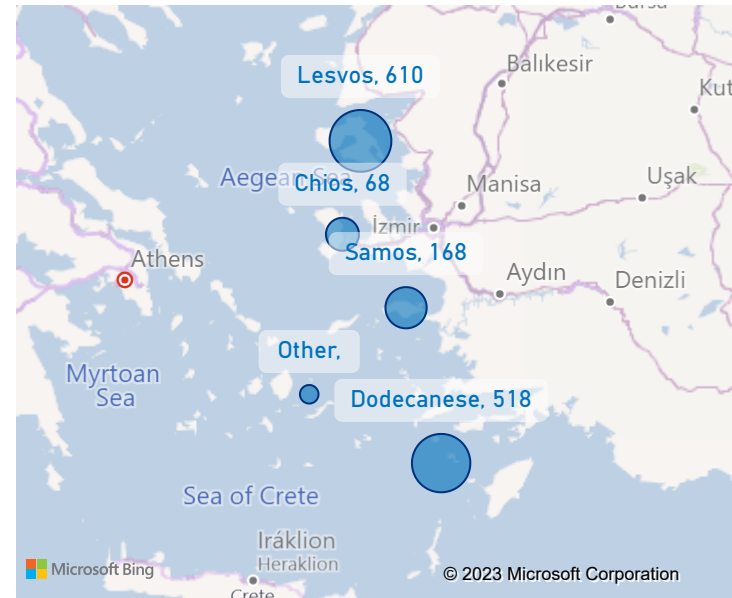
Sea arrivals

This week, Samos island saw 168 arrivals, an increase from last week's 104.

The average of the daily arrivals on Samos island for this week is 24.



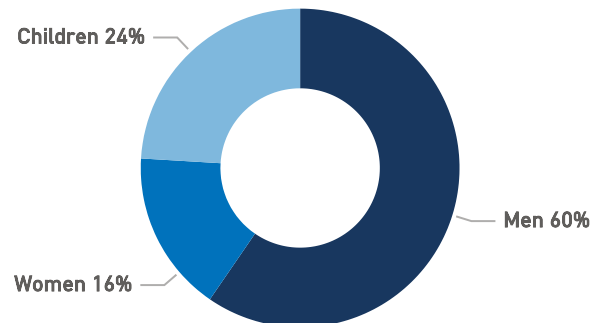
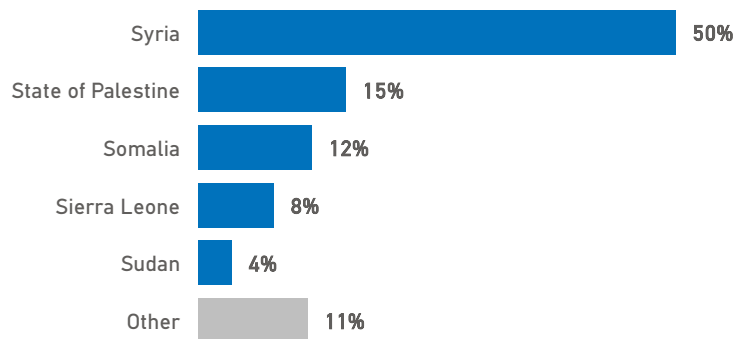
Entry Points



Population in the CCAC

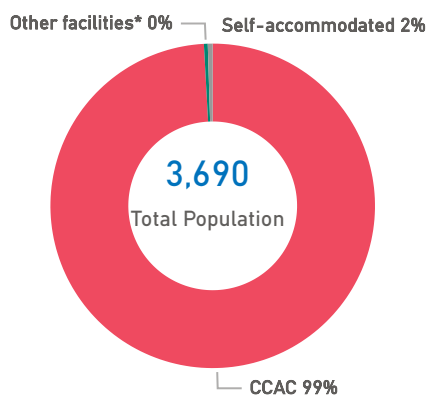
Currently, 3,658 refugees and migrants reside in the Closed Controlled Access Center.

Most of the registered population are from Syria (50%), State of Palestine (15%) and Somalia (12%). Men account for 60% of the population, women for 16% and children for 24%.



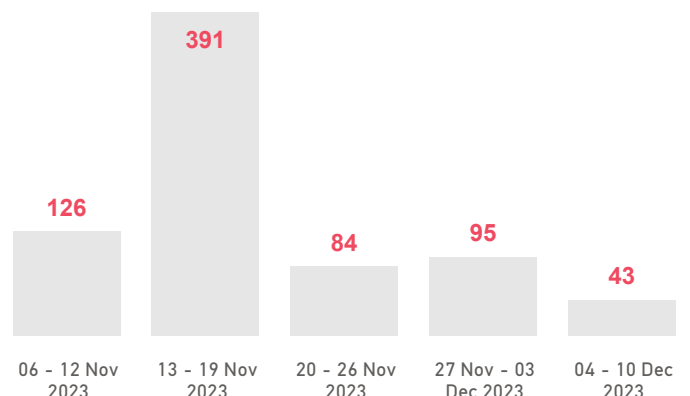
Population on the Island

There are 3,690 refugees and migrants on Samos island. Out of this total, the 3,658 reside at the CCAC and 14 are hosted in other facilities. UNHCR estimates that there are also 18 self-accommodated in the island.



Departures

This week, 43 refugees and migrants departed from Samos island to the mainland.



Published on 13/12/2023

more information: [UNHCR Operational Portal - Greece](#)

*Other facilities include shelters for unaccompanied children, detention facilities, etc.

Refugees and migrants includes asylum-seekers, beneficiaries of international protection and people out of the asylum procedure.

Departures to the mainland mainly include: i) transfers in the context of IOM Assisted Voluntary Return and Reintegration programme, ii) transfers of unaccompanied children to State-run facilities, iii) organized transfers supported by the government, including controlled facilities for temporary accommodation of asylum-seekers in the mainland/sites, and iv) those who depart on their own means.

Data Sources: Population data - Partial Data from the Government and other sources; Arrivals/Departures - Hellenic Police, Hellenic Coastguard

Figures are subject to future adjustment based on consolidated figures provided by the authorities. Percentages may not add up to 100 due to rounding and slightly differ between the text and graphs.

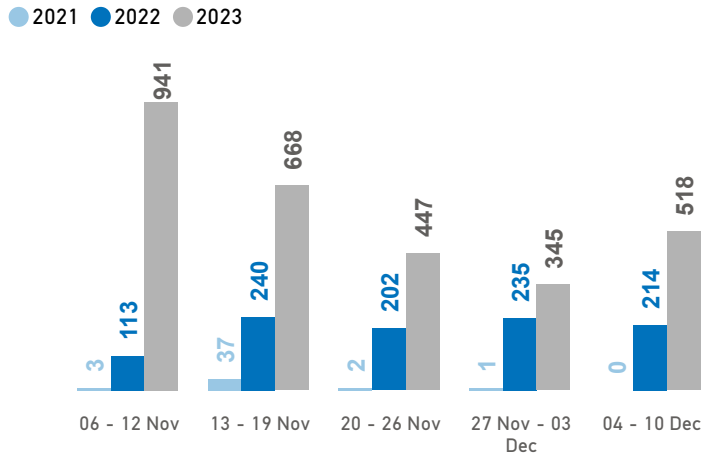
The boundaries, the names shown and the designations used on the map do not imply official endorsement or acceptance by the United Nations.

Dodecanese Islands Weekly Snapshot

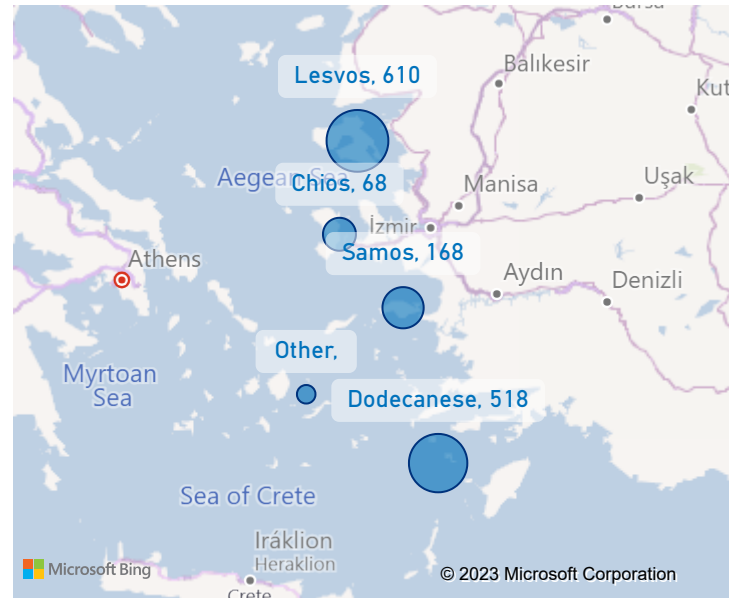
Sea arrivals

This week, the Dodecanese islands saw 518 arrivals, an increase from last week's 345.

The average of the daily arrivals on the Dodecanese islands for this week is 74.



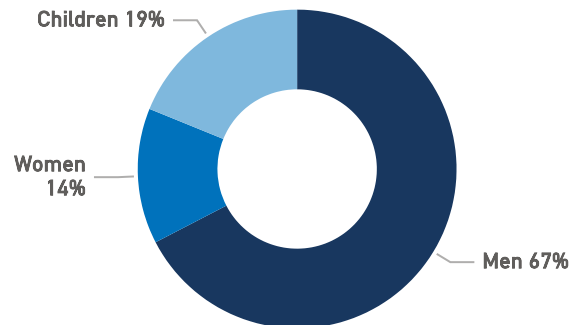
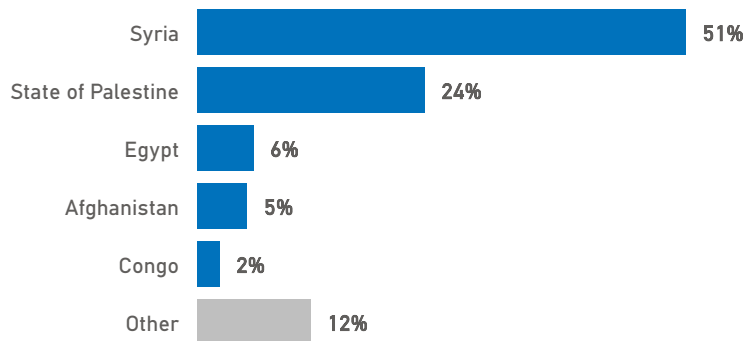
Entry Points



Population in Kos CCAC and Leros CCAC

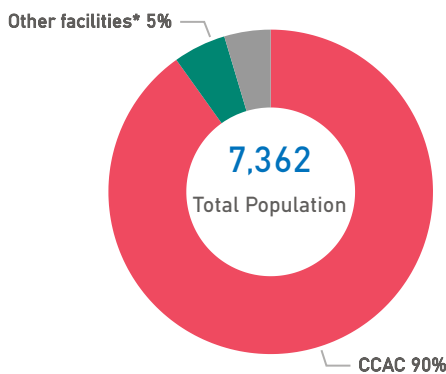
Currently, 6,635 refugees and migrants reside in Kos CCAC and Leros CCAC.

Most of them are from Syria (51%), State of Palestine (24%) and Egypt (6%). Men account for 67% of the population, women for 14% and children for 19%.



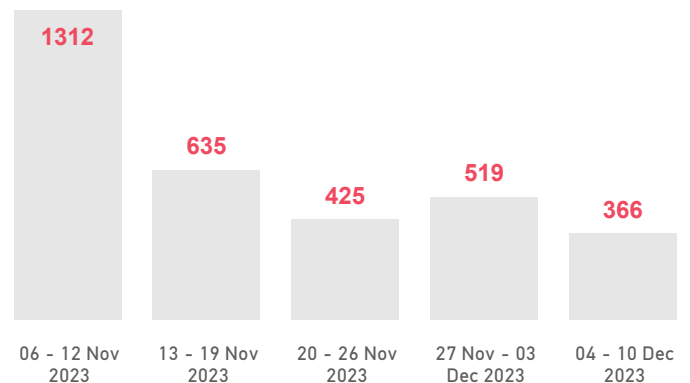
Population on the Dodecanese Islands

There are 7,362 refugees and migrants on the Dodecanese islands. Out of this total, 6,635 reside at Kos CCAC and Leros CCAC and 387 are hosted in other facilities. UNHCR estimates that there are also 340 self-accommodated in the islands.



Departures

This week, 366 refugees and migrants departed from the Dodecanese islands to the mainland.



Published on 13/12/2023

more information: [UNHCR Operational Portal - Greece](#)

*Other facilities include shelters for unaccompanied children, detention facilities, etc.

Refugees and migrants includes asylum-seekers, beneficiaries of international protection and people out of the asylum procedure.

Departures to the mainland mainly include: i) transfers in the context of IOM Assisted Voluntary Return and Reintegration programme, ii) transfers of unaccompanied children to State-run facilities, iii) organized transfers supported by the government, including controlled facilities for temporary accommodation of asylum-seekers in the mainland/sites, and iv) those who depart on their own means.

Data Sources: Population data - Partial Data from the Government and other sources; Arrivals/Departures - Hellenic Police, Hellenic Coastguard

Figures are subject to future adjustment based on consolidated figures provided by the authorities. Percentages may not add up to 100 due to rounding and slightly differ between the text and graphs.

The boundaries, the names shown and the designations used on the map do not imply official endorsement or acceptance by the United Nations.