PROTECTION & RETURN MONITORING NETWORK (PRMN)

AWDAL, SOMALIA | NOVEMBER 2023

UNHCR The UN Refugee Agency | Somalia

	NOVEMBER 2023	IN 2023
# OF INCIDENTS THAT CAUSED DISPLACEMENT	61	791
# OF NEWLY DISPLACED POPULATION	481	7453
# OF PROTECTION VIOLATIONS RECORDED[1]	28	216

[1]Some protection violations were not recorded due to security risks in some regions.

TRIGGERS OF DISPLACEMENT (NOVEMBER 2023 IN %)

Drought	98%
Flood	0%
Other	2%
Conflict	0%

DEMOGRAPHICS (NOVEMBER 2023)[3]

Girls	Boys	Women	Men	Elderly
159	159	75	64	24

[3]Disaggregated data for displaced persons are based on those displacement reports where data has been collected at household level.

PROTECTION VIOLATIONS CONCERNING CHILDREN, WOMEN AND MINORITIES (2023 IN %)

Children	Women	Minorities[2]
41%	93%	0%

[2]Members of minority clans include the Benadiri, Bantu, AUGUSTIe, Barawans, Gardere, Yakabur and Rahanweyne.

SPECIFIC NEEDS OF THOSE WHO EXPERIENCED PROTECTION VIOLATIONS (IN 2023)[4]

Child at risk	Women at risk	Disabilities	Elderly at risk	Others[5]
2%	98%	0%	0%	0%

[4]In Nov 2023, 28 specific needs were recorded of those individuals who experienced protection violations.
[5]Others who are at risk include the following categories family unit, specific legal and physical protection needs, unaccompanied or seperate child, pregnant or lactating, serious medical condition, single parent, SGBV and torture. Individuals can have multiple vulnerabilities

DISPLACEMENT LOCATION (NOVEMBER 2023)

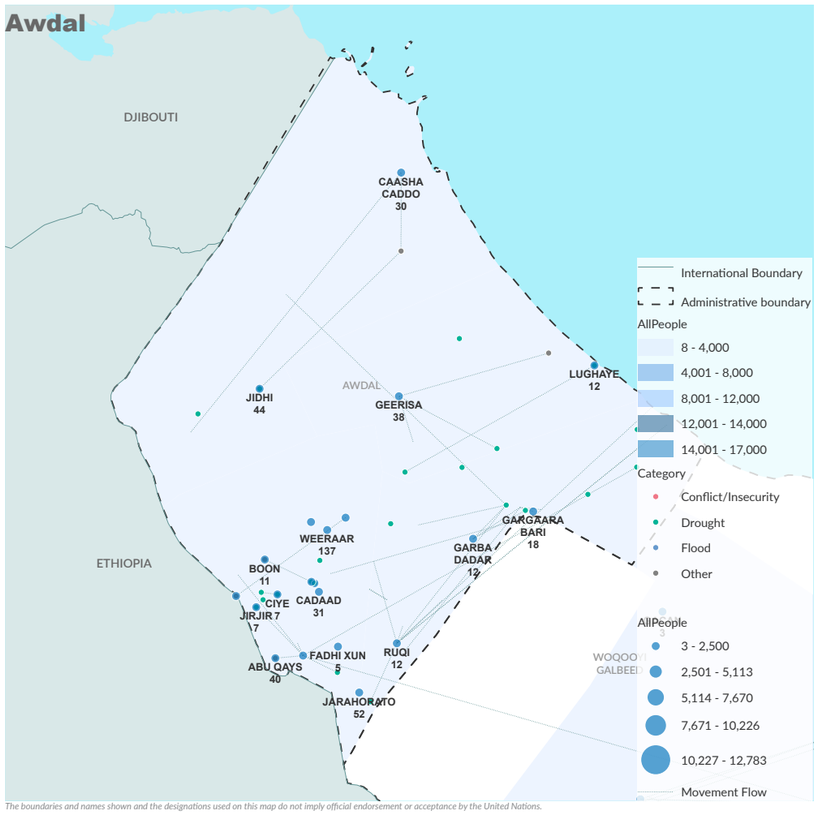

The boundaries and names shown and the designations used on this map do not imply official endorsement or acceptance by the United Nations.

Borama district was the district with the highest recorded displacement incidents in the region (184).

55 individuals were displaced to Borama settlement, making it the largest displacement incident due to Drought.

Lughaye district was the district with the second highest recorded displacement incidents in the region (125).

48 individuals were displaced to Geerisa settlement, making it the second largest displacement incident due to Drought.

Baki district was the district with the third highest recorded displacement incidents in the region (121).

43 individuals were displaced to Tuurka settlement, making it the third largest displacement incident due to Drought.

In November 2023, 3% of protection violations across Somalia were recorded in Awdal region.

Borama district had the highest recorded percentage of protection violations across the Awdal region (79%).

The highest recorded protection violations in the region from January to November 2023 include the following:

- Domestic Violence (48%)
- Attempted rape (27%).

Borama district was the distict with the highest number of protection violations in the region from January 2016 to November 2023 (1339).

Top 3 Protection Risks Identified

1. Child and forced family separation
2. Discrimination and stigmatization, denial of resources, opportunities, services and/or humanitarian access
3. Disinformation and denial of access to information

PRIORITY NEED ON ARRIVAL (NOVEMBER 2023 IN %)

Food	1%
Water	8%
Shelter	0%
Health	0%
Protection[4]	0%
Livelihood	90%
Transport	0%
Other	0%

[6]Protection figures are underreported due to the concerns related to the sensitivity of this topic in the context of Somalia.

This dashboard should be read in conjunction with the Notes on PRMN Methodology which outline the approach and certain limitations. More information on Somalia can be found on the UNHCR Somalia Data Portal.

UNHCR is grateful for the generous contributions of donors who have directly contributed to the UNHCR Somalia operation in 2023

Implemented by: NRC NORWEGIAN REFUGEE COUNCIL

United Nations CERF Central Emergency Response Fund

From the People of Japan

WFP World Food Programme

PROTECTION & RETURN MONITORING NETWORK (PRMN)

BAKOOL, SOMALIA | NOVEMBER 2023

UNHCR The UN Refugee Agency | Somalia

	NOVEMBER 2023	IN 2023
# OF INCIDENTS THAT CAUSED DISPLACEMENT	120	2832
# OF NEWLY DISPLACED POPULATION	2361	56360
# OF PROTECTION VIOLATIONS RECORDED[1]	162	622

[1]Some protection violations were not recorded due to security risks in some regions.

TRIGGERS OF DISPLACEMENT (NOVEMBER 2023 IN %)

Drought	35%
Flood	65%
Other	0%
Conflict	0%

DEMOGRAPHICS (NOVEMBER 2023)[3]

Girls	Boys	Women	Men	Elderly
779	782	368	314	117

[3]Disaggregated data for displaced persons are based on those displacement reports where data has been collected at household level.

PROTECTION VIOLATIONS CONCERNING CHILDREN, WOMEN AND MINORITIES (2023 IN %)

Children	Women	Minorities[2]
25%	90%	0%

[2]Members of minority clans include the Benadiri, Bantu, AUGUSTIe, Barawans, Gardere, Yakabur and Rahanweyne.

SPECIFIC NEEDS OF THOSE WHO EXPERIENCED PROTECTION VIOLATIONS (IN 2023)[4]

Child at risk	Women at risk	Disabilities	Elderly at risk	Others[5]
60%	40%	0%	0%	0%

[4]In Nov 2023, 250 specific needs were recorded of those individuals who experienced protection violations.
[5]Others who are at risk include the following categories family unit, specific legal and physical protection needs, unaccompanied or seperate child, pregnant or lactating, serious medical condition, single parent, SGBV and torture. Individuals can have multiple vulnerabilities

DISPLACEMENT LOCATION (NOVEMBER 2023)

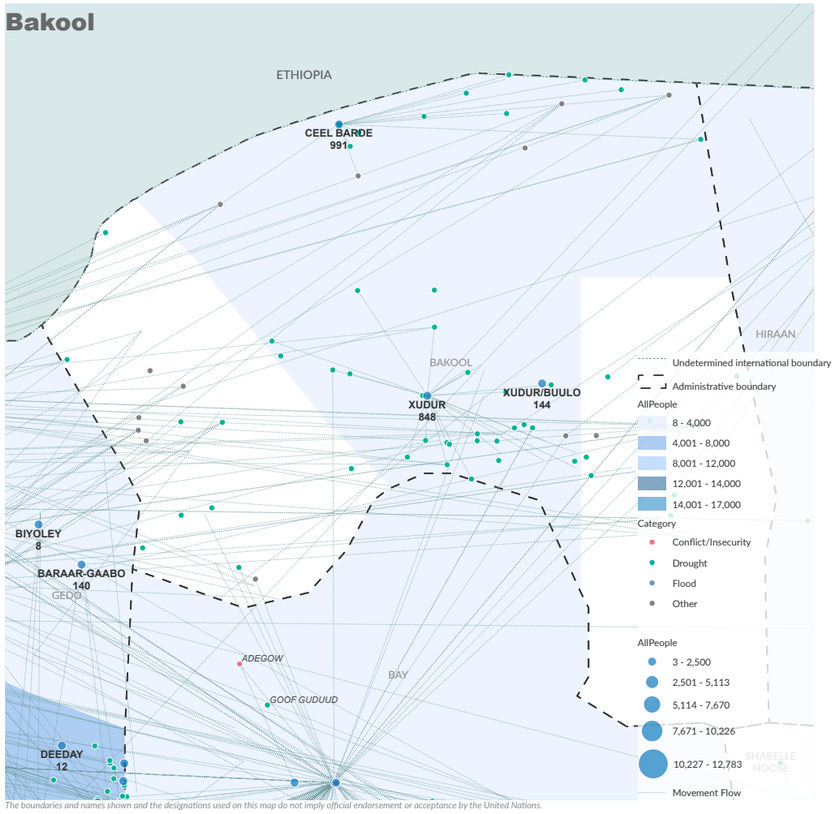

Xudur district was the district with the highest recorded displacement incidents in the region (1552).

1200 individuals were displaced to Xudur settlement, making it the largest displacement incident due to Flood.

Ceel Barde district was the district with the second highest recorded displacement incidents in the region (509).

466 individuals were displaced to Ceel Barde settlement, making it the second largest displacement incident due to Drought.

Rab Dhuure district was the district with the third highest recorded displacement incidents in the region (300).

352 individuals were displaced to Xudur settlement, making it the third largest displacement incident due to Drought.

In November 2023, 16% of protection violations across Somalia were recorded in Bakool region.

Xudur district had the highest recorded percentage of protection violations across the Bakool region (53%).

The highest recorded protection violations in the region from January to November 2023 include the following:

- Domestic Violence (72%)
- Female Genital Mutilation (FGM) (12%).

Xudur district was the distict with the highest number of protection violations in the region from January 2016 to November 2023 (1041).

Top 3 Protection Risks Identified

1. Discrimination and stigmatization, denial of resources, opportunities, services and/or humanitarian access
2. Disinformation and denial of access to information
3. Gender-based violence

PRIORITY NEED ON ARRIVAL (NOVEMBER 2023 IN %)

Food	99%
Water	0%
Shelter	0%
Health	1%
Protection[4]	0%
Livelihood	0%
Transport	0%
Other	0%

[6]Protection figures are underreported due to the concerns related to the sensitivity of this topic in the context of Somalia.

This dashboard should be read in conjunction with the Notes on PRMN Methodology which outline the approach and certain limitations. More information on Somalia can be found on the UNHCR Somalia Data Portal.

UNHCR is grateful for the generous contributions of donors who have directly contributed to the UNHCR Somalia operation in 2023

Implemented by:

NRC NORWEGIAN REFUGEE COUNCIL

United Nations CERF Central Emergency Response Fund | From the People of Japan | WFP World Food Programme

PROTECTION & RETURN MONITORING NETWORK (PRMN)

BANADIR, SOMALIA | NOVEMBER 2023

UNHCR The UN Refugee Agency | Somalia

	NOVEMBER 2023	IN 2023
# OF INCIDENTS THAT CAUSED DISPLACEMENT	313	3127
# OF NEWLY DISPLACED POPULATION	27551	183286
# OF PROTECTION VIOLATIONS RECORDED[1]	216	1425

[1]Some protection violations were not recorded due to security risks in some regions.

TRIGGERS OF DISPLACEMENT (NOVEMBER 2023 IN %)

Drought	22%
Flood	77%
Other	0%
Conflict	1%

DEMOGRAPHICS (NOVEMBER 2023)[3]

Girls	Boys	Women	Men	Elderly
9,088	9,130	4,299	3,670	1,365

[3]Disaggregated data for displaced persons are based on those displacement reports where data has been collected at household level.

PROTECTION VIOLATIONS CONCERNING CHILDREN, WOMEN AND MINORITIES (2023 IN %)

Children	Women	Minorities[2]
10%	58%	0%

[2]Members of minority clans include the Benadiri, Bantu, AUGUSTIe, Barawans, Gardere, Yakabur and Rahanweyne.

SPECIFIC NEEDS OF THOSE WHO EXPERIENCED PROTECTION VIOLATIONS (IN 2023)[4]

Child at risk	Women at risk	Disabilities	Elderly at risk	Others[5]
4%	10%	0%	1%	84%

[4]In Nov 2023, 144 specific needs were recorded of those individuals who experienced protection violations.
[5]Others who are at risk include the following categories family unit, specific legal and physical protection needs, unaccompanied or seperate child, pregnant or lactating, serious medical condition, single parent, SGBV and torture. Individuals can have multiple vulnerabilities

DISPLACEMENT LOCATION (NOVEMBER 2023)

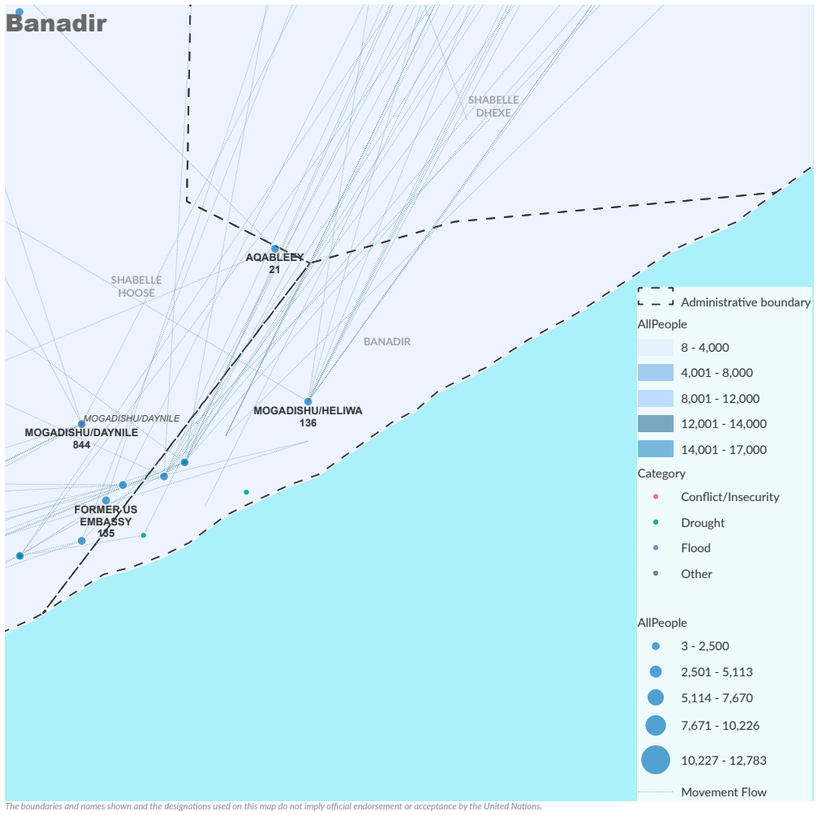

The boundaries and names shown and the designations used on this map do not imply official endorsement or acceptance by the United Nations.

Banadir district was the district with the highest recorded displacement incidents in the region (27551).

12037 individuals were displaced to Mogadishu/ Daynile settlement, making it the largest displacement incident due to Flood.

- district was the district with the second highest recorded displacement incidents in the region (0).

5974 individuals were displaced to Kaxda/ Mogadishu settlement, making it the second largest displacement incident due to Drought.

- district was the district with the third highest recorded displacement incidents in the region (0).

3457 individuals were displaced to Mogadishu/ Hodan settlement, making it the third largest displacement incident due to Flood.

In November 2023, 21% of protection violations across Somalia were recorded in Banadir region.

Banadir district had the highest recorded percentage of protection violations across the Banadir region (100%).

The highest recorded protection violations in the region from January to November 2023 include the following:

- Physical Assault/Attack Not Resulting In Death (47%)

Banadir district was the distict with the highest number of protection violations in the region from January 2016 to November 2023 (9664).

Top 3 Protection Risks Identified

1. Discrimination and stigmatization, denial of resources, opportunities, services and/or humanitarian access
2. Gender-based violence
3. Attacks on civilians and other unlawful killings, and attacks on civilian objects

PRIORITY NEED ON ARRIVAL (NOVEMBER 2023 IN %)

Food	64%
Water	0%
Shelter	15%
Health	0%
Protection[4]	0%
Livelihood	16%
Transport	0%
Other	4%

[6]Protection figures are underreported due to the concerns related to the sensitivey of this topic in the context of Somalia.

This dashboard should be read in conjunction with the Notes on PRMN Methodology which outline the approach and certain limitations. More information on Somalia can be found on the UNHCR Somalia Data Portal.

UNHCR is grateful for the generous contributions of donors who have directly contributed to the UNHCR Somalia operation in 2023

Implemented by:

NRC NORWEGIAN REFUGEE COUNCIL

United Nations CERF Central Emergency Response Fund

From the People of Japan

WFP World Food Programme

PROTECTION & RETURN MONITORING NETWORK (PRMN)

BARI, SOMALIA | NOVEMBER 2023

UNHCR The UN Refugee Agency | Somalia

	NOVEMBER 2023	IN 2023
# OF INCIDENTS THAT CAUSED DISPLACEMENT	368	3028
# OF NEWLY DISPLACED POPULATION	4711	89118
# OF PROTECTION VIOLATIONS RECORDED[1]	74	526

[1]Some protection violations were not recorded due to security risks in some regions.

TRIGGERS OF DISPLACEMENT (NOVEMBER 2023 IN %)

Drought	35%
Flood	29%
Other	2%
Conflict	35%

DEMOGRAPHICS (NOVEMBER 2023)[3]

Girls	Boys	Women	Men	Elderly
1,554	1,561	735	627	233

[3]Disaggregated data for displaced persons are based on those displacement reports where data has been collected at household level.

PROTECTION VIOLATIONS CONCERNING CHILDREN, WOMEN AND MINORITIES (2023 IN %)

Children	Women	Minorities[2]
12%	97%	0%

[2]Members of minority clans include the Benadiri, Bantu, AUGUSTIe, Barawans, Gardere, Yakabur and Rahanweyne.

SPECIFIC NEEDS OF THOSE WHO EXPERIENCED PROTECTION VIOLATIONS (IN 2023)[4]

Child at risk	Women at risk	Disabilities	Elderly at risk	Others[5]
2%	91%	0%	1%	7%

[4]In Nov 2023, 74 specific needs were recorded of those individuals who experienced protection violations.
[5]Others who are at risk include the following categories family unit, specific legal and physical protection needs, unaccompanied or seperate child, pregnant or lactating, serious medical condition, single parent, SGBV and torture. Individuals can have multiple vulnerabilities

DISPLACEMENT LOCATION (NOVEMBER 2023)

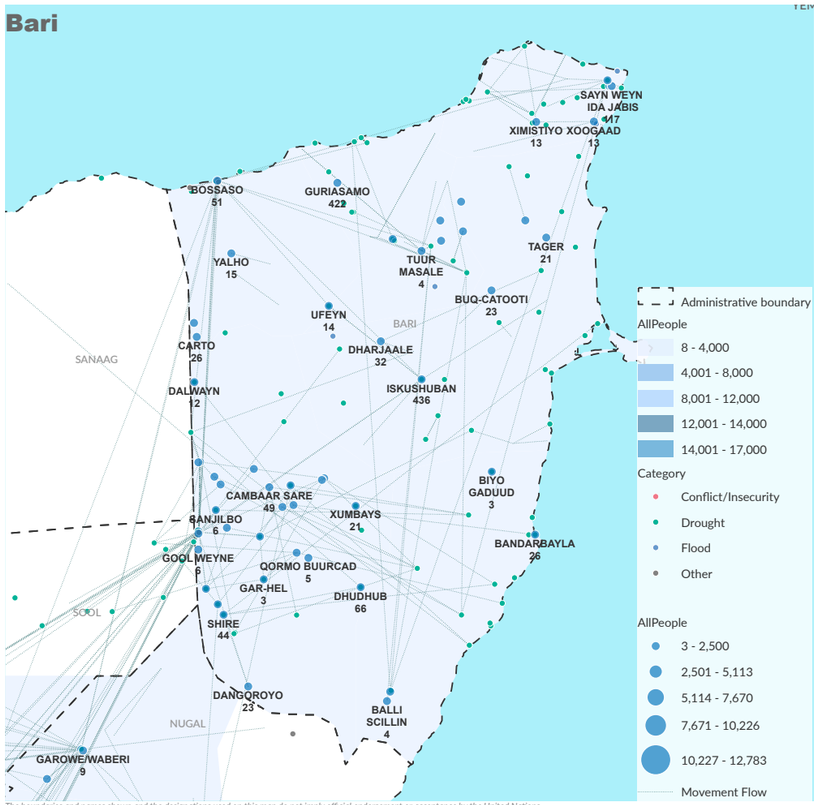

Qardho district was the district with the highest recorded displacement incidents in the region (2581).

1200 individuals were displaced to Bandarbayla settlement, making it the largest displacement incident due to Flood.

Bandarbeyla district was the district with the second highest recorded displacement incidents in the region (1266).

646 individuals were displaced to Qardho settlement, making it the second largest displacement incident due to Conflict/Insecurity.

Iskushuban district was the district with the third highest recorded displacement incidents in the region (488).

561 individuals were displaced to Xiddo settlement, making it the third largest displacement incident due to Conflict/Insecurity.

In November 2023, 7% of protection violations across Somalia were recorded in Bari region.

Bossaso district had the highest recorded percentage of protection violations across the Bari region (92%).

The highest recorded protection violations in the region from January to November 2023 include the following:

- Domestic Violence (63%)
- Physical Assault/Attack Not Resulting In

Bossaso district was the distict with the highest number of protection violations in the region from January 2016 to November 2023 (2021).

Top 3 Protection Risks Identified

1. Gender-based violence
2. Disinformation and denial of access to information
3. Child and forced family separation

PRIORITY NEED ON ARRIVAL (NOVEMBER 2023 IN %)

Food	75%
Water	0%
Shelter	1%
Health	0%
Protection[4]	0%
Livelihood	23%
Transport	0%
Other	0%

[6]Protection figures are underreported due to the concerns related to the sensitivey of this topic in the context of Somalia.

This dashboard should be read in conjunction with the Notes on PRMN Methodology which outline the approach and certain limitations. More information on Somalia can be found on the UNHCR Somalia Data Portal.

UNHCR is grateful for the generous contributions of donors who have directly contributed to the UNHCR Somalia operation in 2023

Implemented by: NRC NORWEGIAN REFUGEE COUNCIL

United Nations CERF Central Emergency Response Fund

From the People of Japan

WFP World Food Programme

PROTECTION & RETURN MONITORING NETWORK (PRMN)

BAY, SOMALIA | NOVEMBER 2023

UNHCR The UN Refugee Agency | Somalia

	NOVEMBER 2023	IN 2023
# OF INCIDENTS THAT CAUSED DISPLACEMENT	183	3913
# OF NEWLY DISPLACED POPULATION	69065	217431
# OF PROTECTION VIOLATIONS RECORDED[1]	0	128

[1]Some protection violations were not recorded due to security risks in some regions.

TRIGGERS OF DISPLACEMENT (NOVEMBER 2023 IN %)

Drought	1%
Flood	99%
Other	0%
Conflict	0%

DEMOGRAPHICS (NOVEMBER 2023)[3]

Girls	Boys	Women	Men	Elderly
22,782	22,886	10,776	9,199	3,422

[3]Disaggregated data for displaced persons are based on those displacement reports where data has been collected at household level.

PROTECTION VIOLATIONS CONCERNING CHILDREN, WOMEN AND MINORITIES (2023 IN %)

Children	Women	Minorities[2]
1%	66%	0%

[2]Members of minority clans include the Benadiri, Bantu, AUGUSTIe, Barawans, Gardere, Yakabur and Rahanweyne.

SPECIFIC NEEDS OF THOSE WHO EXPERIENCED PROTECTION VIOLATIONS (IN 2023)[4]

Child at risk	Women at risk	Disabilities	Elderly at risk	Others[5]
0%	7%	0%	0%	93%

[4]In Nov 2023, 0 specific needs were recorded of those individuals who experienced protection violations.
[5]Others who are at risk include the following categories family unit, specific legal and physical protection needs, unaccompanied or seperate child, pregnant or lactating, serious medical condition, single parent, SGBV and torture. Individuals can have multiple vulnerabilities

DISPLACEMENT LOCATION (NOVEMBER 2023)

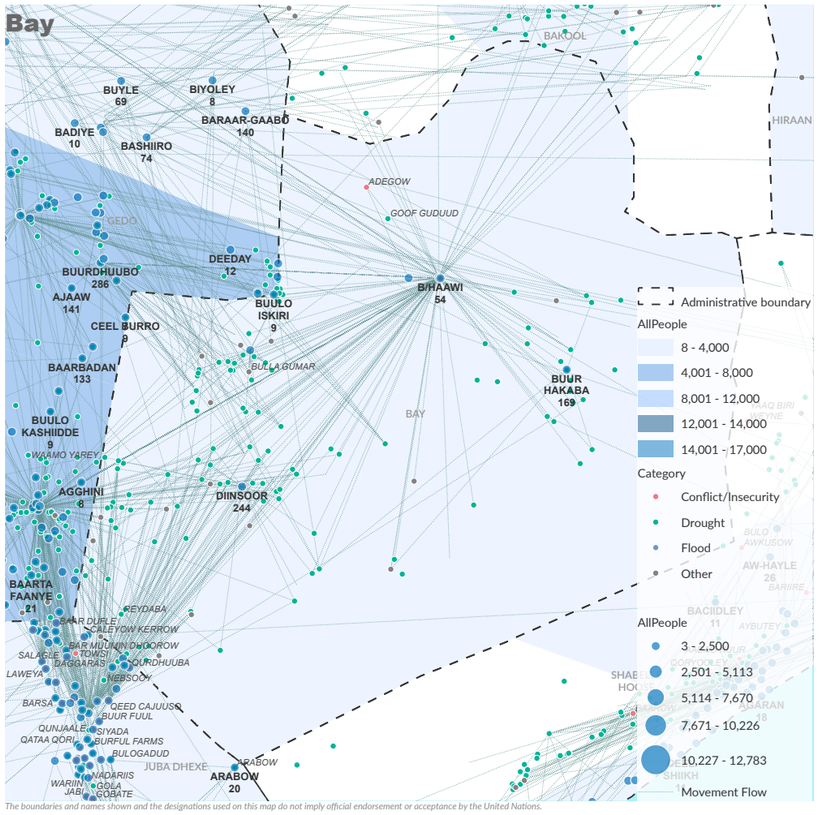

Baidoa district was the district with the highest recorded displacement incidents in the region (67328).

64463 individuals were displaced to Baidoa settlement, making it the largest displacement incident due to Flood.

Qansax Dheere district was the district with the second highest recorded displacement incidents in the region (617).

1253 individuals were displaced to B/HAAWI settlement, making it the second largest displacement incident due to Flood.

Diinsoor district was the district with the third highest recorded displacement incidents in the region (589).

1125 individuals were displaced to B/BARUD settlement, making it the third largest displacement incident due to Flood.

In November 2023, 0% of protection violations across Somalia were recorded in Bay region.

- district had the highest recorded percentage of protection violations across the Bay region (0%).

The highest recorded protection violations in the region from January to November 2023 include the following:

- Rape (37%)
- Torture (31%).

Baidoa district was the distict with the highest number of protection violations in the region from January 2016 to November 2023 (3615).

Top 3 Protection Risks Identified

1. Unlawful impediments or restrictions to freedom of movement, siege and forced displacement.
2. Trafficking in persons, forced labour or slavery-like practices
3. -

PRIORITY NEED ON ARRIVAL (NOVEMBER 2023 IN %)

Food	89%
Water	0%
Shelter	0%
Health	0%
Protection[4]	0%
Livelihood	0%
Transport	0%
Other	11%

[6]Protection figures are underreported due to the concerns related to the sensitivity of this topic in the context of Somalia.

This dashboard should be read in conjunction with the Notes on PRMN Methodology which outline the approach and certain limitations. More information on Somalia can be found on the UNHCR Somalia Data Portal.

UNHCR is grateful for the generous contributions of donors who have directly contributed to the UNHCR Somalia operation in 2023

Implemented by:

NRC NORWEGIAN REFUGEE COUNCIL

United Nations CERF Central Emergency Response Fund

From the People of Japan

WFP World Food Programme

PROTECTION & RETURN MONITORING NETWORK (PRMN)

GALGADUUD, SOMALIA | NOVEMBER 2023

UNHCR The UN Refugee Agency | Somalia

	NOVEMBER 2023	IN 2023
# OF INCIDENTS THAT CAUSED DISPLACEMENT	4	171
# OF NEWLY DISPLACED POPULATION	5887	167461
# OF PROTECTION VIOLATIONS RECORDED[1]	0	248

[1]Some protection violations were not recorded due to security risks in some regions.

TRIGGERS OF DISPLACEMENT (NOVEMBER 2023 IN %)

Drought	0%
Flood	99%
Other	0%
Conflict	1%

DEMOGRAPHICS (NOVEMBER 2023)[3]

Girls	Boys	Women	Men	Elderly
1,942	1,951	919	784	292

[3]Disaggregated data for displaced persons are based on those displacement reports where data has been collected at household level.

PROTECTION VIOLATIONS CONCERNING CHILDREN, WOMEN AND MINORITIES (2023 IN %)

Children	Women	Minorities[2]
20%	47%	0%

[2]Members of minority clans include the Benadiri, Bantu, AUGUSTIe, Barawans, Gardere, Yakabur and Rahanweyne.

SPECIFIC NEEDS OF THOSE WHO EXPERIENCED PROTECTION VIOLATIONS (IN 2023)[4]

Child at risk	Women at risk	Disabilities	Elderly at risk	Others[5]
12%	37%	1%	8%	42%

[4]In Nov 2023, 0 specific needs were recorded of those individuals who experienced protection violations.
[5]Others who are at risk include the following categories family unit, specific legal and physical protection needs, unaccompanied or seperate child, pregnant or lactating, serious medical condition, single parent, SGBV and torture. Individuals can have multiple vulnerabilities

DISPLACEMENT LOCATION (NOVEMBER 2023)

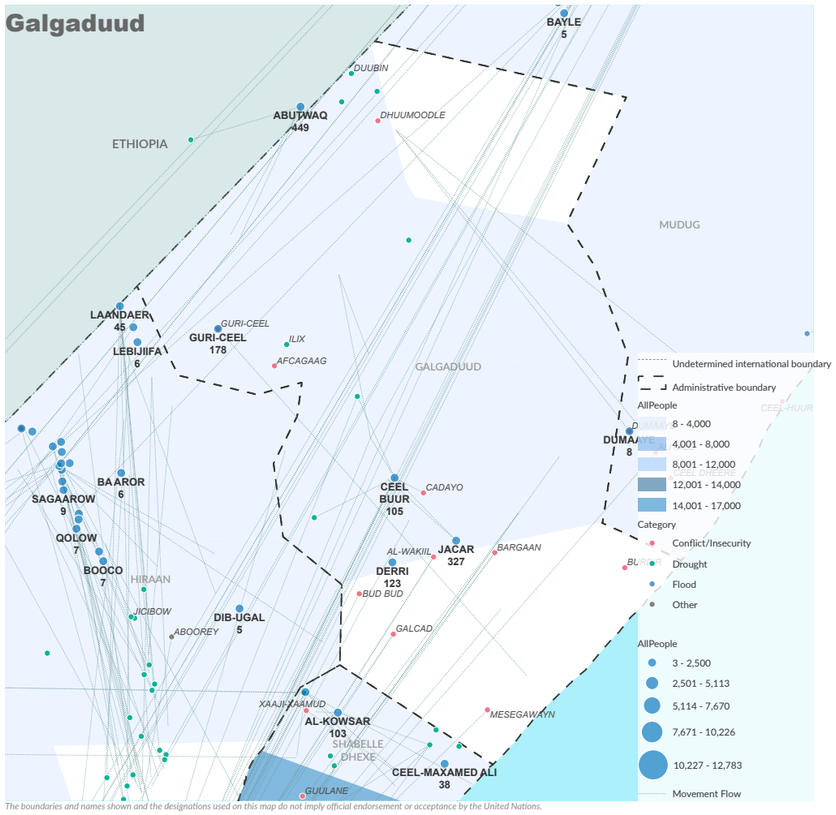

The boundaries and names shown and the designations used on this map do not imply official endorsement or acceptance by the United Nations.

Dhuusamarreeb district was the district with the highest recorded displacement incidents in the region (5887).

5832 individuals were displaced to Dhuusamarreeb settlement, making it the largest displacement incident due to Flood.

- district was the district with the second highest recorded displacement incidents in the region (0).

55 individuals were displaced to Guri-Ceel settlement, making it the second largest displacement incident due to Conflict/Insecurity.

- district was the district with the third highest recorded displacement incidents in the region (0).

- individuals were displaced to - settlement, making it the third largest displacement incident due to -.

In November 2023, 0% of protection violations across Somalia were recorded in Galgaduud region.

- district had the highest recorded percentage of protection violations across the Galgaduud region (0%).

The highest recorded protection violations in the region from January to November 2023 include the following:

- Kidnapping/Abduction (25%)
- Physical Assault/Attack Not Resulting In

Dhuusamarreeb district was the distict with the highest number of protection violations in the region from January 2016 to November 2023 (566).

Top 3 Protection Risks Identified

1. Attacks on civilians and other unlawful killings, and attacks on civilian objects
2. Abduction, kidnapping, enforced disappearance, arbitrary or unlawful arrest and/or detention
3. Forced recruitment and association of children in armed forces and groups

PRIORITY NEED ON ARRIVAL (NOVEMBER 2023 IN %)

Food	1%
Water	0%
Shelter	99%
Health	0%
Protection[4]	0%
Livelihood	0%
Transport	0%
Other	0%

[6]Protection figures are underreported due to the concerns related to the sensitivey of this topic in the context of Somalia.

This dashboard should be read in conjunction with the Notes on PRMN Methodology which outline the approach and certain limitations. More information on Somalia can be found on the UNHCR Somalia Data Portal.

UNHCR is grateful for the generous contributions of donors who have directly contributed to the UNHCR Somalia operation in 2023

Implemented by:

NRC NORWEGIAN REFUGEE COUNCIL

United Nations CERF Central Emergency Response Fund

From the People of Japan

WFP World Food Programme

PROTECTION & RETURN MONITORING NETWORK (PRMN)

GEDO, SOMALIA | NOVEMBER 2023

UNHCR The UN Refugee Agency | Somalia

	NOVEMBER 2023	IN 2023
# OF INCIDENTS THAT CAUSED DISPLACEMENT	192	6284
# OF NEWLY DISPLACED POPULATION	338324	606605
# OF PROTECTION VIOLATIONS RECORDED[1]	2	177

[1]Some protection violations were not recorded due to security risks in some regions.

TRIGGERS OF DISPLACEMENT (NOVEMBER 2023 IN %)

Drought	0%
Flood	100%
Other	0%
Conflict	0%

DEMOGRAPHICS (NOVEMBER 2023)[3]

Girls	Boys	Women	Men	Elderly
		52,787	45,063	

[3]Disaggregated data for displaced persons are based on those displacement reports where data has been collected at household level.

PROTECTION VIOLATIONS CONCERNING CHILDREN, WOMEN AND MINORITIES (2023 IN %)

Children	Women	Minorities[2]
28%	43%	0%

[2]Members of minority clans include the Benadiri, Bantu, AUGUSTIe, Barawans, Gardere, Yakabur and Rahanweyne.

SPECIFIC NEEDS OF THOSE WHO EXPERIENCED PROTECTION VIOLATIONS (IN 2023)[4]

Child at risk	Women at risk	Disabilities	Elderly at risk	Others[5]
22%	21%	2%	7%	48%

[4]In Nov 2023, 2 specific needs were recorded of those individuals who experienced protection violations.
[5]Others who are at risk include the following categories family unit, specific legal and physical protection needs, unaccompanied or seperate child, pregnant or lactating, serious medical condition, single parent, SGBV and torture. Individuals can have multiple vulnerabilities

DISPLACEMENT LOCATION (NOVEMBER 2023)

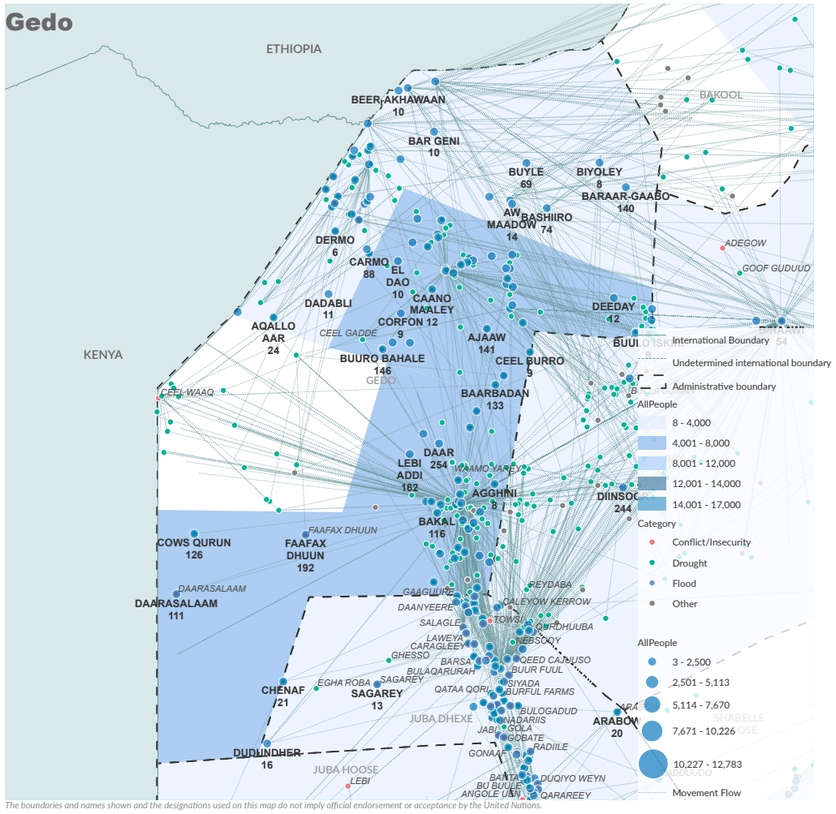

The boundaries and names shown and the designations used on this map do not imply official endorsement or acceptance by the United Nations.

Luuq district was the district with the highest recorded displacement incidents in the region (98147).

31478 individuals were displaced to Ban Munduli settlement, making it the largest displacement incident due to Flood.

Garbahaarey district was the district with the second highest recorded displacement incidents in the region (94862).

28680 individuals were displaced to Caracas settlement, making it the second largest displacement incident due to Flood.

Baardheere district was the district with the third highest recorded displacement incidents in the region (84264).

22956 individuals were displaced to Tuulo Marexan/Taleex settlement, making it the third largest displacement incident due to Flood.

In November 2023, 0% of protection violations across Somalia were recorded in Gedo region.

Baardheere district had the highest recorded percentage of protection violations across the Gedo region (100%).

The highest recorded protection violations in the region from January to November 2023 include the following:

- Physical Assault/Attack Not Resulting In Death (22%)

Baardheere district was the distict with the highest number of protection violations in the region from January 2016 to November 2023 (518).

Top 3 Protection Risks Identified

1. Discrimination and stigmatization, denial of resources, opportunities, services and/or humanitarian access
2. Theft, extortion, forced eviction or destruction of personal property
3. Psychological/emotional abuse or inflicted dis-

PRIORITY NEED ON ARRIVAL (NOVEMBER 2023 IN %)

Food	93%
Water	0%
Shelter	0%
Health	0%
Protection[4]	0%
Livelihood	4%
Transport	0%
Other	3%

[6]Protection figures are underreported due to the concerns related to the sensitivety of this topic in the context of Somalia.

This dashboard should be read in conjunction with the Notes on PRMN Methodology which outline the approach and certain limitations. More information on Somalia can be found on the UNHCR Somalia Data Portal.

UNHCR is grateful for the generous contributions of donors who have directly contributed to the UNHCR Somalia operation in 2023

Implemented by:

NRC NORWEGIAN REFUGEE COUNCIL

United Nations CERF Central Emergency Response Fund

From the People of Japan

WFP World Food Programme

PROTECTION & RETURN MONITORING NETWORK (PRMN)

HIRAAN, SOMALIA | NOVEMBER 2023

UNHCR The UN Refugee Agency | Somalia

	NOVEMBER 2023	IN 2023
# OF INCIDENTS THAT CAUSED DISPLACEMENT	50	1193
# OF NEWLY DISPLACED POPULATION	229624	501492
# OF PROTECTION VIOLATIONS RECORDED[1]	10	83

[1]Some protection violations were not recorded due to security risks in some regions.

TRIGGERS OF DISPLACEMENT (NOVEMBER 2023 IN %)

Drought	0%
Flood	100%
Other	0%
Conflict	0%

DEMOGRAPHICS (NOVEMBER 2023)[3]

Girls	Boys	Women	Men	Elderly
75,743	76,091	35,827	30,585	11,378

[3]Disaggregated data for displaced persons are based on those displacement reports where data has been collected at household level.

PROTECTION VIOLATIONS CONCERNING CHILDREN, WOMEN AND MINORITIES (2023 IN %)

Children	Women	Minorities[2]
16%	37%	0%

[2]Members of minority clans include the Benadiri, Bantu, AUGUSTIe, Barawans, Gardere, Yakabur and Rahanweyne.

SPECIFIC NEEDS OF THOSE WHO EXPERIENCED PROTECTION VIOLATIONS (IN 2023)[4]

Child at risk	Women at risk	Disabilities	Elderly at risk	Others[5]
4%	52%	0%	4%	39%

[4]In Nov 2023, 0 specific needs were recorded of those individuals who experienced protection violations.
[5]Others who are at risk include the following categories family unit, specific legal and physical protection needs, unaccompanied or seperate child, pregnant or lactating, serious medical condition, single parent, SGBV and torture. Individuals can have multiple vulnerabilities

DISPLACEMENT LOCATION (NOVEMBER 2023)

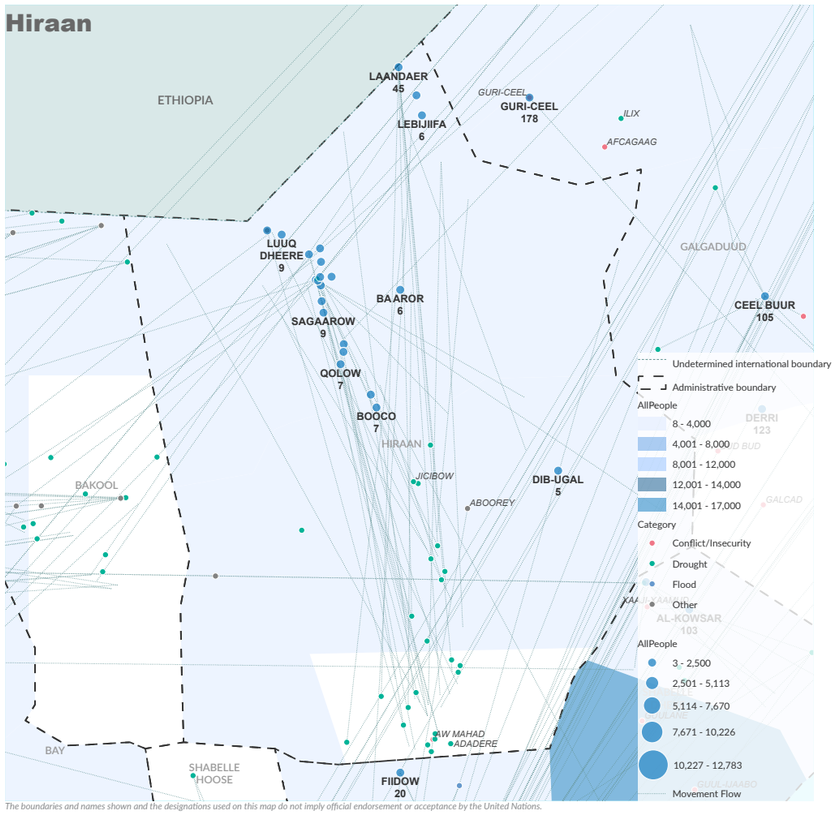

Belet Weyne district was the district with the highest recorded displacement incidents in the region (225316).

100130 individuals were displaced to Jento Kundishe(115Km) settlement, making it the largest displacement incident due to Flood.

Bulo Burto district was the district with the second highest recorded displacement incidents in the region (4308).

42000 individuals were displaced to Doon Dheere settlement, making it the second largest displacement incident due to Flood.

- district was the district with the third highest recorded displacement incidents in the region (0).

30000 individuals were displaced to Tawakal settlement, making it the third largest displacement incident due to Flood.

In November 2023, 1% of protection violations across Somalia were recorded in Hiraan region.

Belet Weyne district had the highest recorded percentage of protection violations across the Hiraan region (100%).

The highest recorded protection violations in the region from January to November 2023 include the following:

- Killing/Manslaughter (47%)
- Kidnapping/Abduction (17%).

Belet Weyne district was the distict with the highest number of protection violations in the region from January 2016 to November 2023 (409).

Top 3 Protection Risks Identified

1. Child and forced family separation
2. Psychological/emotional abuse or inflicted distress
3. Child, early or forced marriage

PRIORITY NEED ON ARRIVAL (NOVEMBER 2023 IN %)

Food	7%
Water	0%
Shelter	67%
Health	0%
Protection[4]	0%
Livelihood	26%
Transport	0%
Other	0%

[6]Protection figures are underreported due to the concerns related to the sensitivey of this topic in the context of Somalia.

This dashboard should be read in conjunction with the Notes on PRMN Methodology which outline the approach and certain limitations. More information on Somalia can be found on the UNHCR Somalia Data Portal.

UNHCR is grateful for the generous contributions of donors who have directly contributed to the UNHCR Somalia operation in 2023

Implemented by: NRC NORWEGIAN REFUGEE COUNCIL

United Nations CERF Central Emergency Response Fund

From the People of Japan

WFP World Food Programme

PROTECTION & RETURN MONITORING NETWORK (PRMN)

LOWER JUBA, SOMALIA | NOVEMBER 2023

UNHCR The UN Refugee Agency | Somalia

	NOVEMBER 2023	IN 2023
# OF INCIDENTS THAT CAUSED DISPLACEMENT	539	6054
# OF NEWLY DISPLACED POPULATION	127630	182555
# OF PROTECTION VIOLATIONS RECORDED[1]	94	512

[1]Some protection violations were not recorded due to security risks in some regions.

TRIGGERS OF DISPLACEMENT (NOVEMBER 2023 IN %)

Drought	0%
Flood	99%
Other	1%
Conflict	0%

DEMOGRAPHICS (NOVEMBER 2023)[3]

Girls	Boys	Women	Men	Elderly
42,100	42,293	19,913	17,000	6,324

[3]Disaggregated data for displaced persons are based on those displacement reports where data has been collected at household level.

PROTECTION VIOLATIONS CONCERNING CHILDREN, WOMEN AND MINORITIES (2023 IN %)

Children	Women	Minorities[2]
42%	78%	0%

[2]Members of minority clans include the Benadiri, Bantu, AUGUSTIe, Barawans, Gardere, Yakabur and Rahanweyne.

SPECIFIC NEEDS OF THOSE WHO EXPERIENCED PROTECTION VIOLATIONS (IN 2023)[4]

Child at risk	Women at risk	Disabilities	Elderly at risk	Others[5]
26%	68%	2%	1%	3%

[4]In Nov 2023, 146 specific needs were recorded of those individuals who experienced protection violations.
[5]Others who are at risk include the following categories family unit, specific legal and physical protection needs, unaccompanied or seperate child, pregnant or lactating, serious medical condition, single parent, SGBV and torture.
Individuals can have multiple vulnerabilities

DISPLACEMENT LOCATION (NOVEMBER 2023)

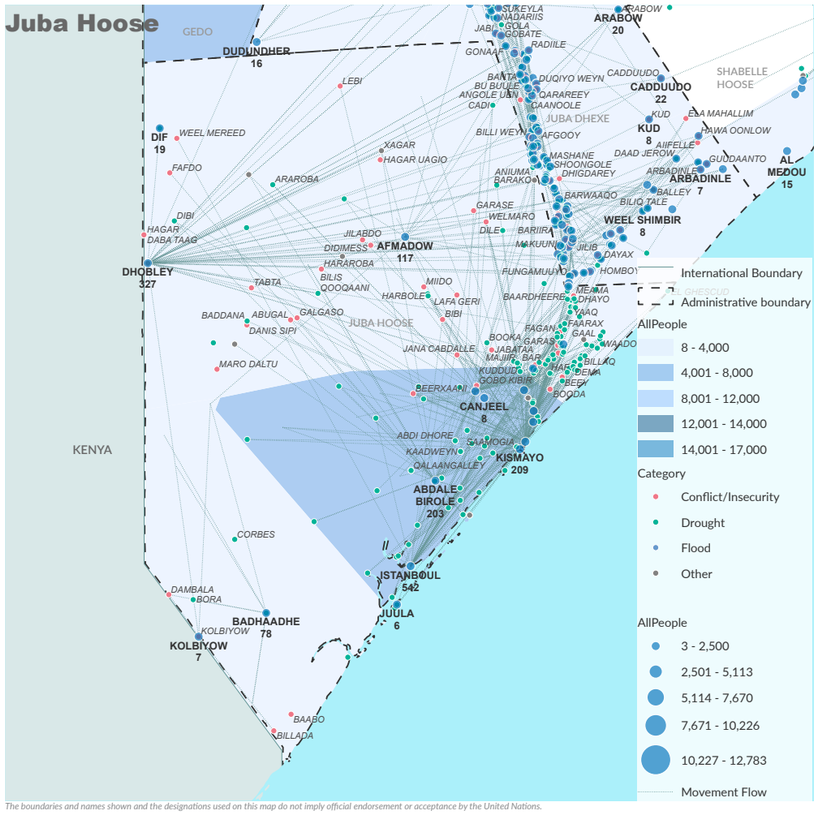

The boundaries and names shown and the designations used on this map do not imply official endorsement or acceptance by the United Nations.

Kismayo district was the district with the highest recorded displacement incidents in the region (91913).

52674 individuals were displaced to Luglaaw settlement, making it the largest displacement incident due to Flood.

Afmadow district was the district with the second highest recorded displacement incidents in the region (26982).

19784 individuals were displaced to Kham-Kham settlement, making it the second largest displacement incident due to Flood.

Badhaadhe district was the district with the third highest recorded displacement incidents in the region (6106).

16628 individuals were displaced to Dhobley settlement, making it the third largest displacement incident due to Flood.

In November 2023, 9% of protection violations across Somalia were recorded in Lower Juba region.

Afmadow district had the highest recorded percentage of protection violations across the Lower Juba region (43%).

The highest recorded protection violations in the region from January to November 2023 include the following:

- Physical Assault/Attack Not Resulting In Death (21%)

Afmadow district was the distict with the highest number of protection violations in the region from January 2016 to November 2023 (706).

Top 3 Protection Risks Identified

1. Discrimination and stigmatization, denial of resources, opportunities, services and/or humanitarian access
2. Gender-based violence
3. Psychological/emotional abuse or inflicted distress

PRIORITY NEED ON ARRIVAL (NOVEMBER 2023 IN %)

Food	96%
Water	0%
Shelter	2%
Health	0%
Protection[4]	0%
Livelihood	2%
Transport	0%
Other	0%

[6]Protection figures are underreported due to the concerns related to the sensitivety of this topic in the context of Somalia.

This dashboard should be read in conjunction with the Notes on PRMN Methodology which outline the approach and certain limitations. More information on Somalia can be found on the UNHCR Somalia Data Portal.

UNHCR is grateful for the generous contributions of donors who have directly contributed to the UNHCR Somalia operation in 2023

Implemented by:

NRC NORWEGIAN REFUGEE COUNCIL

United Nations CERF Central Emergency Response Fund

From the People of Japan

WFP World Food Programme

PROTECTION & RETURN MONITORING NETWORK (PRMN)

LOWER SHABELLE, SOMALIA | NOVEMBER 2023

UNHCR The UN Refugee Agency | Somalia

	NOVEMBER 2023	IN 2023
# OF INCIDENTS THAT CAUSED DISPLACEMENT	64	1137
# OF NEWLY DISPLACED POPULATION	32535	76035
# OF PROTECTION VIOLATIONS RECORDED[1]	76	1165

[1]Some protection violations were not recorded due to security risks in some regions.

TRIGGERS OF DISPLACEMENT (NOVEMBER 2023 IN %)

Drought	0%
Flood	99%
Other	1%
Conflict	0%

DEMOGRAPHICS (NOVEMBER 2023)[3]

Girls	Boys	Women	Men	Elderly
10,732	10,781	5,076	4,334	1,612

[3]Disaggregated data for displaced persons are based on those displacement reports where data has been collected at household level.

PROTECTION VIOLATIONS CONCERNING CHILDREN, WOMEN AND MINORITIES (2023 IN %)

Children	Women	Minorities[2]
62%	66%	0%

[2]Members of minority clans include the Benadiri, Bantu, AUGUSTIe, Barawans, Gardere, Yakabur and Rahanweyne.

SPECIFIC NEEDS OF THOSE WHO EXPERIENCED PROTECTION VIOLATIONS (IN 2023)[4]

Child at risk	Women at risk	Disabilities	Elderly at risk	Others[5]
34%	50%	0%	3%	13%

[4]In Nov 2023, 82 specific needs were recorded of those individuals who experienced protection violations.
[5]Others who are at risk include the following categories family unit, specific legal and physical protection needs, unaccompanied or seperate child, pregnant or lactating, serious medical condition, single parent, SGBV and torture. Individuals can have multiple vulnerabilities

DISPLACEMENT LOCATION (NOVEMBER 2023)

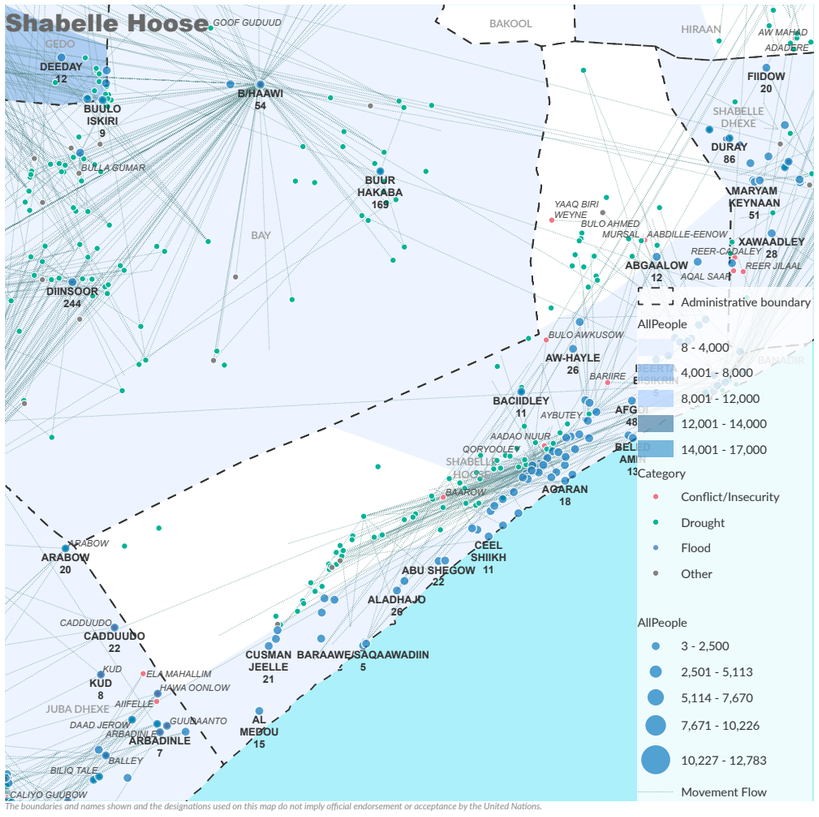

The boundaries and names shown and the designations used on this map do not imply official endorsement or acceptance by the United Nations.

Afgooye district was the district with the highest recorded displacement incidents in the region (27661).

9164 individuals were displaced to No. 50(Airstrip) settlement, making it the largest displacement incident due to Flood.

Kurtunwaarey district was the district with the second highest recorded displacement incidents in the region (3500).

4000 individuals were displaced to Afgoi settlement, making it the second largest displacement incident due to Flood.

Marka district was the district with the third highest recorded displacement incidents in the region (1226).

3500 individuals were displaced to Dacaraha settlement, making it the third largest displacement incident due to Flood.

In November 2023, 7% of protection violations across Somalia were recorded in Lower Shabelle region.

Afgooye district had the highest recorded percentage of protection violations across the Lower Shabelle region (34%).

The highest recorded protection violations in the region from January to November 2023 include the following:

- Female Genital Mutilation (FGM) (28%)
- Child Abandonment (Right to care) (12%).

Marka district was the distict with the highest number of protection violations in the region from January 2016 to November 2023 (2604).

Top 3 Protection Risks Identified

1. Child and forced family separation
2. Psychological/emotional abuse or inflicted distress
3. Unlawful impediments or restrictions to freedom of movement, siege and forced displacement.

PRIORITY NEED ON ARRIVAL (NOVEMBER 2023 IN %)

Food	2%
Water	0%
Shelter	14%
Health	0%
Protection[4]	0%
Livelihood	74%
Transport	0%
Other	9%

[6]Protection figures are underreported due to the concerns related to the sensitivety of this topic in the context of Somalia.

This dashboard should be read in conjunction with the Notes on PRMN Methodology which outline the approach and certain limitations. More information on Somalia can be found on the UNHCR Somalia Data Portal.

UNHCR is grateful for the generous contributions of donors who have directly contributed to the UNHCR Somalia operation in 2023

Implemented by:

NRC NORWEGIAN REFUGEE COUNCIL

United Nations CERF Central Emergency Response Fund

From the People of Japan

WFP World Food Programme

UNHCR The UN Refugee Agency | Somalia

PROTECTION & RETURN MONITORING NETWORK (PRMN)

MIDDLE JUBA, SOMALIA | NOVEMBER 2023

	NOVEMBER 2023	IN 2023
# OF INCIDENTS THAT CAUSED DISPLACEMENT	655	7030
# OF NEWLY DISPLACED POPULATION	97800	173285
# OF PROTECTION VIOLATIONS RECORDED[1]	0	1366

[1]Some protection violations were not recorded due to security risks in some regions.

TRIGGERS OF DISPLACEMENT (NOVEMBER 2023 IN %)

Drought	0%
Flood	99%
Other	0%
Conflict	1%

DEMOGRAPHICS (NOVEMBER 2023)[3]

Girls	Boys	Women	Men	Elderly
32,260	32,408	15,259	13,027	4,846

[3]Disaggregated data for displaced persons are based on those displacement reports where data has been collected at household level.

PROTECTION VIOLATIONS CONCERNING CHILDREN, WOMEN AND MINORITIES (2023 IN %)

Children	Women	Minorities[2]
37%	95%	0%

[2]Members of minority clans include the Benadiri, Bantu, AUGUSTIe, Barawans, Gardere, Yakabur and Rahanweyne.

SPECIFIC NEEDS OF THOSE WHO EXPERIENCED PROTECTION VIOLATIONS (IN 2023)[4]

Child at risk	Women at risk	Disabilities	Elderly at risk	Others[5]
3%	38%	0%	0%	59%

[4]In Nov 2023, 0 specific needs were recorded of those individuals who experienced protection violations.
[5]Others who are at risk include the following categories family unit, specific legal and physical protection needs, unaccompanied or seperate child, pregnant or lactating, serious medical condition, single parent, SGBV and torture. Individuals can have multiple vulnerabilities

DISPLACEMENT LOCATION (NOVEMBER 2023)

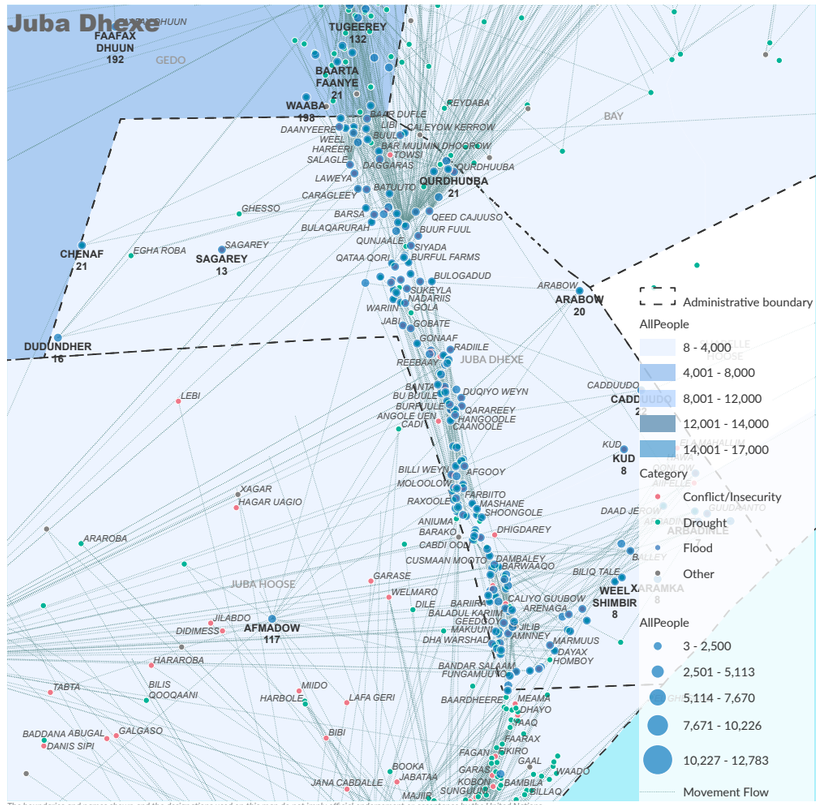

The boundaries and names shown and the designations used on this map do not imply official endorsement or acceptance by the United Nations.

Saakow district was the district with the highest recorded displacement incidents in the region (95640).

56983 individuals were displaced to Saakow settlement, making it the largest displacement incident due to Flood.

Bu'aale district was the district with the second highest recorded displacement incidents in the region (1110).

26997 individuals were displaced to Salagle settlement, making it the second largest displacement incident due to Flood.

Jilib district was the district with the third highest recorded displacement incidents in the region (1050).

3348 individuals were displaced to Marmarka settlement, making it the third largest displacement incident due to Flood.

In November 2023, 0% of protection violations across Somalia were recorded in Middle Juba region.

- district had the highest recorded percentage of protection violations across the Middle Juba region (0%).

The highest recorded protection violations in the region from January to November 2023 include the following:

- Physical Assault/Attack Not Resulting In Death (90%)

Bu'aale district was the distict with the highest number of protection violations in the region from January 2016 to November 2023 (731).

Top 3 Protection Risks Identified

1. Unlawful impediments or restrictions to freedom of movement, siege and forced displacement.
2. Discrimination and stigmatization, denial of resources, opportunities, services and/or humanitarian access
3. Child and forced family separation

PRIORITY NEED ON ARRIVAL (NOVEMBER 2023 IN %)

Food	99%
Water	0%
Shelter	1%
Health	0%
Protection[4]	0%
Livelihood	0%
Transport	0%
Other	0%

[6]Protection figures are underreported due to the concerns related to the sensitivity of this topic in the context of Somalia.

This dashboard should be read in conjunction with the Notes on PRMN Methodology which outline the approach and certain limitations. More information on Somalia can be found on the UNHCR Somalia Data Portal.

UNHCR is grateful for the generous contributions of donors who have directly contributed to the UNHCR Somalia operation in 2023

Implemented by: NRC NORWEGIAN REFUGEE COUNCIL

United Nations CERF Central Emergency Response Fund

From the People of Japan

WFP World Food Programme

PROTECTION & RETURN MONITORING NETWORK (PRMN)

MIDDLE SHABELLE, SOMALIA | NOVEMBER 2023

UNHCR The UN Refugee Agency | Somalia

	NOVEMBER 2023	IN 2023
# OF INCIDENTS THAT CAUSED DISPLACEMENT	99	1213
# OF NEWLY DISPLACED POPULATION	4932	42627
# OF PROTECTION VIOLATIONS RECORDED[1]	44	358

[1]Some protection violations were not recorded due to security risks in some regions.

TRIGGERS OF DISPLACEMENT (NOVEMBER 2023 IN %)

Drought	0%
Flood	99%
Other	1%
Conflict	0%

DEMOGRAPHICS (NOVEMBER 2023)[3]

Girls	Boys	Women	Men	Elderly
1,627	1,634	770	657	244

[3]Disaggregated data for displaced persons are based on those displacement reports where data has been collected at household level.

PROTECTION VIOLATIONS CONCERNING CHILDREN, WOMEN AND MINORITIES (2023 IN %)

Children	Women	Minorities[2]
47%	65%	0%

[2]Members of minority clans include the Benadiri, Bantu, AUGUSTIe, Barawans, Gardere, Yakabur and Rahanweyne.

SPECIFIC NEEDS OF THOSE WHO EXPERIENCED PROTECTION VIOLATIONS (IN 2023)[4]

Child at risk	Women at risk	Disabilities	Elderly at risk	Others[5]
11%	69%	2%	4%	13%

[4]In Nov 2023, 74 specific needs were recorded of those individuals who experienced protection violations.
[5]Others who are at risk include the following categories family unit, specific legal and physical protection needs, unaccompanied or seperate child, pregnant or lactating, serious medical condition, single parent, SGBV and torture. Individuals can have multiple vulnerabilities

DISPLACEMENT LOCATION (NOVEMBER 2023)

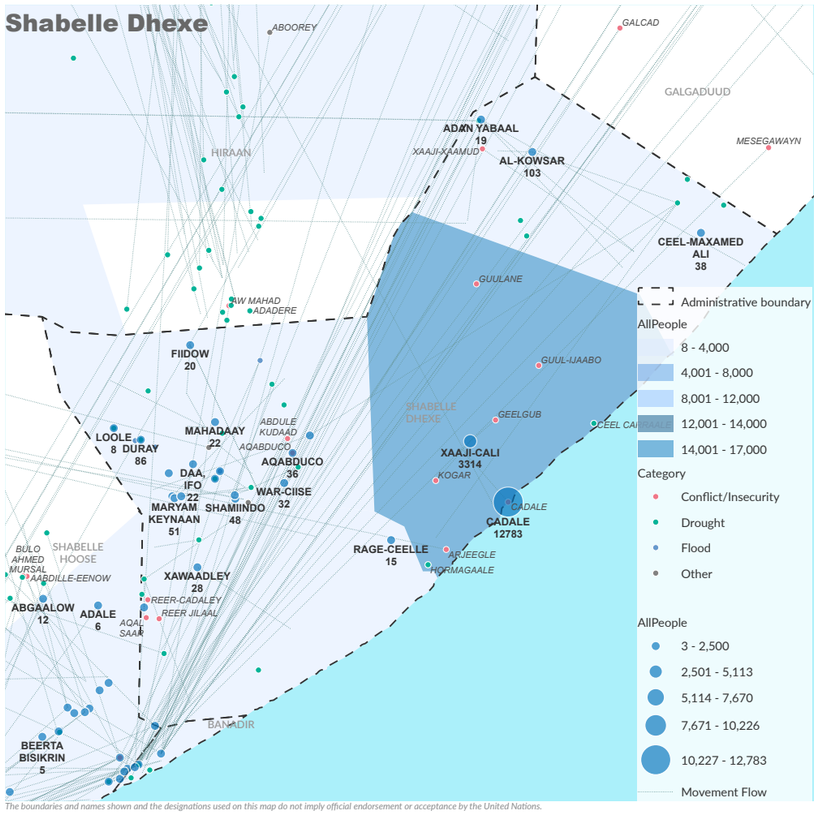

The boundaries and names shown and the designations used on this map do not imply official endorsement or acceptance by the United Nations.

Jowhar district was the district with the highest recorded displacement incidents in the region (4741).

4180 individuals were displaced to Buurane settlement, making it the largest displacement incident due to Flood.

Balcad district was the district with the second highest recorded displacement incidents in the region (191).

176 individuals were displaced to Jowhar settlement, making it the second largest displacement incident due to Flood.

- district was the district with the third highest recorded displacement incidents in the region (0).

146 individuals were displaced to Xawaadley settlement, making it the third largest displacement incident due to Flood.

In November 2023, 4% of protection violations across Somalia were recorded in Middle Shabelle region.

Jowhar district had the highest recorded percentage of protection violations across the Middle Shabelle region (73%).

The highest recorded protection violations in the region from January to November 2023 include the following:

- Female Genital Mutilation (FGM) (42%)
- Killing/Manslaughter (38%).

Jowhar district was the distict with the highest number of protection violations in the region from January 2016 to November 2023 (875).

Top 3 Protection Risks Identified

1. Discrimination and stigmatization, denial of resources, opportunities, services and/or humanitarian access
2. Gender-based violence
3. Gender-based violence

PRIORITY NEED ON ARRIVAL (NOVEMBER 2023 IN %)

Food	99%
Water	0%
Shelter	1%
Health	0%
Protection[4]	0%
Livelihood	0%
Transport	0%
Other	0%

[6]Protection figures are underreported due to the concerns related to the sensitivey of this topic in the context of Somalia.

This dashboard should be read in conjunction with the Notes on PRMN Methodology which outline the approach and certain limitations. More information on Somalia can be found on the UNHCR Somalia Data Portal.

UNHCR is grateful for the generous contributions of donors who have directly contributed to the UNHCR Somalia operation in 2023

Implemented by:

NRC NORWEGIAN REFUGEE COUNCIL

United Nations CERF Central Emergency Response Fund

From the People of Japan

WFP World Food Programme

PROTECTION & RETURN MONITORING NETWORK (PRMN)

MUDUG, SOMALIA | NOVEMBER 2023

UNHCR The UN Refugee Agency | Somalia

	NOVEMBER 2023	IN 2023
# OF INCIDENTS THAT CAUSED DISPLACEMENT	130	1272
# OF NEWLY DISPLACED POPULATION	212380	249443
# OF PROTECTION VIOLATIONS RECORDED[1]	94	546

[1]Some protection violations were not recorded due to security risks in some regions.

TRIGGERS OF DISPLACEMENT (NOVEMBER 2023 IN %)

Drought	0%
Flood	100%
Other	0%
Conflict	0%

DEMOGRAPHICS (NOVEMBER 2023)[3]

Girls	Boys	Women	Men	Elderly
70,055	70,377	33,136	28,288	

[3]Disaggregated data for displaced persons are based on those displacement reports where data has been collected at household level.

PROTECTION VIOLATIONS CONCERNING CHILDREN, WOMEN AND MINORITIES (2023 IN %)

Children	Women	Minorities[2]
1%	99%	0%

[2]Members of minority clans include the Benadiri, Bantu, AUGUSTIe, Barawans, Gardere, Yakabur and Rahanweyne.

SPECIFIC NEEDS OF THOSE WHO EXPERIENCED PROTECTION VIOLATIONS (IN 2023)[4]

Child at risk	Women at risk	Disabilities	Elderly at risk	Others[5]
0%	96%	2%	0%	2%

[4]In Nov 2023, 108 specific needs were recorded of those individuals who experienced protection violations.
[5]Others who are at risk include the following categories family unit, specific legal and physical protection needs, unaccompanied or seperate child, pregnant or lactating, serious medical condition, single parent, SGBV and torture. Individuals can have multiple vulnerabilities

DISPLACEMENT LOCATION (NOVEMBER 2023)

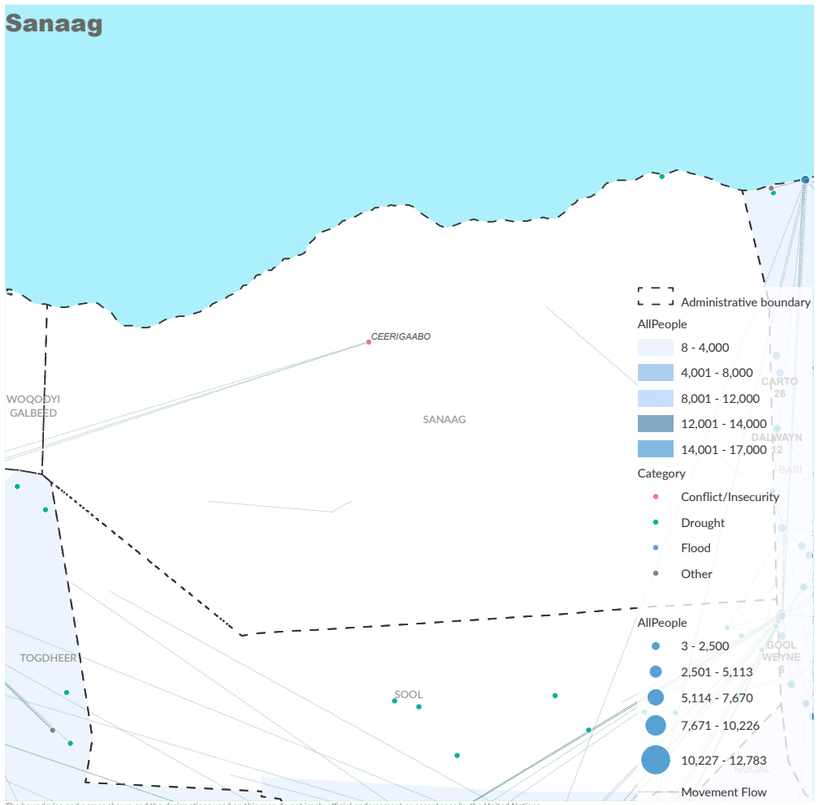

Gaalkacyo district was the district with the highest recorded displacement incidents in the region (194910).

175446 individuals were displaced to Gaalkacyo/Israac settlement, making it the largest displacement incident due to Flood.

Xarardheere district was the district with the second highest recorded displacement incidents in the region (7614).

14820 individuals were displaced to Gaalkacyo/Wadajir settlement, making it the second largest displacement incident due to Flood.

Jariiban district was the district with the third highest recorded displacement incidents in the region (6547).

7614 individuals were displaced to Xarardheere settlement, making it the third largest displacement incident due to Flood.

In November 2023, 9% of protection violations across Somalia were recorded in Mudug region.

Gaalkacyo district had the highest recorded percentage of protection violations across the Mudug region (60%).

The highest recorded protection violations in the region from January to November 2023 include the following:

- Domestic Violence (97%)
- Attempted rape (1%).

Gaalkacyo district was the distict with the highest number of protection violations in the region from January 2016 to November 2023 (4066).

Top 3 Protection Risks Identified

1. Disinformation and denial of access to information
2. Discrimination and stigmatization, denial of resources, opportunities, services and/or humanitarian access
3. Theft, extortion, forced eviction or destruction of

PRIORITY NEED ON ARRIVAL (NOVEMBER 2023 IN %)

Food	61%
Water	0%
Shelter	11%
Health	0%
Protection[4]	0%
Livelihood	27%
Transport	0%
Other	0%

[6]Protection figures are underreported due to the concerns related to the sensitivey of this topic in the context of Somalia.

This dashboard should be read in conjunction with the Notes on PRMN Methodology which outline the approach and certain limitations. More information on Somalia can be found on the UNHCR Somalia Data Portal.

UNHCR is grateful for the generous contributions of donors who have directly contributed to the UNHCR Somalia operation in 2023

Implemented by: NRC NORWEGIAN REFUGEE COUNCIL

United Nations CERF Central Emergency Response Fund

From the People of Japan

WFP World Food Programme

PROTECTION & RETURN MONITORING NETWORK (PRMN)

NUGAAL, SOMALIA | NOVEMBER 2023

UNHCR The UN Refugee Agency | Somalia

	NOVEMBER 2023	IN 2023
# OF INCIDENTS THAT CAUSED DISPLACEMENT	144	688
# OF NEWLY DISPLACED POPULATION	11452	151750
# OF PROTECTION VIOLATIONS RECORDED[1]	17	75

[1]Some protection violations were not recorded due to security risks in some regions.

TRIGGERS OF DISPLACEMENT (NOVEMBER 2023 IN %)

Drought	0%
Flood	4%
Other	20%
Conflict	75%

DEMOGRAPHICS (NOVEMBER 2023)[3]

Girls	Boys	Women	Men	Elderly
3,778	3,795	1,787	1,525	567

[3]Disaggregated data for displaced persons are based on those displacement reports where data has been collected at household level.

PROTECTION VIOLATIONS CONCERNING CHILDREN, WOMEN AND MINORITIES (2023 IN %)

Children	Women	Minorities[2]
25%	84%	0%

[2]Members of minority clans include the Benadiri, Bantu, AUGUSTIe, Barawans, Gardere, Yakabur and Rahanweyne.

SPECIFIC NEEDS OF THOSE WHO EXPERIENCED PROTECTION VIOLATIONS (IN 2023)[4]

Child at risk	Women at risk	Disabilities	Elderly at risk	Others[5]
16%	48%	19%	6%	11%

[4]In Nov 2023, 57 specific needs were recorded of those individuals who experienced protection violations.
[5]Others who are at risk include the following categories family unit, specific legal and physical protection needs, unaccompanied or seperate child, pregnant or lactating, serious medical condition, single parent, SGBV and torture. Individuals can have multiple vulnerabilities

DISPLACEMENT LOCATION (NOVEMBER 2023)

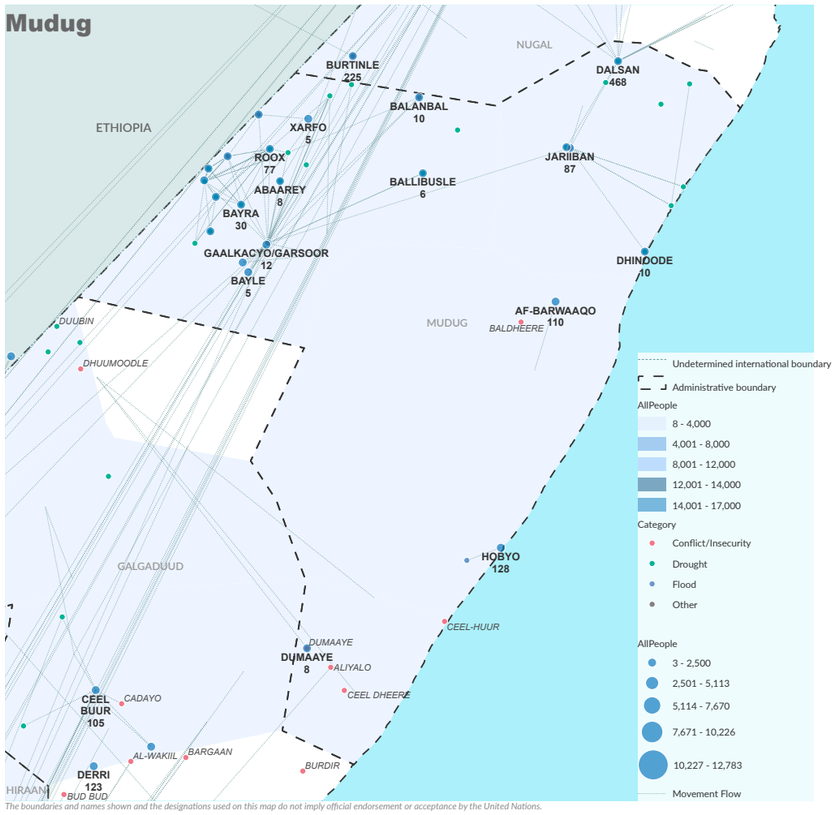

Eyl district was the district with the highest recorded displacement incidents in the region (3605).

2500 individuals were displaced to Xasbahale settlement, making it the largest displacement incident due to Conflict/Insecurity.

Burtinle district was the district with the second highest recorded displacement incidents in the region (3381).

1296 individuals were displaced to Burtinle settlement, making it the second largest displacement incident due to Conflict/Insecurity.

Garoowe district was the district with the third highest recorded displacement incidents in the region (2393).

1085 individuals were displaced to Kalabayr settlement, making it the third largest displacement incident due to Conflict/Insecurity.

In November 2023, 2% of protection violations across Somalia were recorded in Nugaal region.

Garoowe district had the highest recorded percentage of protection violations across the Nugaal region (59%).

The highest recorded protection violations in the region from January to November 2023 include the following:

- Domestic Violence (17%)
- Attempted rape (16%).

Garoowe district was the distict with the highest number of protection violations in the region from January 2016 to November 2023 (999).

Top 3 Protection Risks Identified

1. Child and forced family separation
2. Discrimination and stigmatization, denial of resources, opportunities, services and/or humanitarian access
3. Gender-based violence

PRIORITY NEED ON ARRIVAL (NOVEMBER 2023 IN %)

Food	18%
Water	0%
Shelter	23%
Health	0%
Protection[4]	8%
Livelihood	10%
Transport	41%
Other	0%

[6]Protection figures are underreported due to the concerns related to the sensitivey of this topic in the context of Somalia.

This dashboard should be read in conjunction with the Notes on PRMN Methodology which outline the approach and certain limitations. More information on Somalia can be found on the UNHCR Somalia Data Portal.

UNHCR is grateful for the generous contributions of donors who have directly contributed to the UNHCR Somalia operation in 2023

Implemented by:

NRC NORWEGIAN REFUGEE COUNCIL

United Nations CERF Central Emergency Response Fund

From the People of Japan

WFP World Food Programme

PROTECTION & RETURN MONITORING NETWORK (PRMN)

SANAAG, SOMALIA | NOVEMBER 2023

UNHCR The UN Refugee Agency | Somalia

	NOVEMBER 2023	IN 2023
# OF INCIDENTS THAT CAUSED DISPLACEMENT	1	18
# OF NEWLY DISPLACED POPULATION	220	15602
# OF PROTECTION VIOLATIONS RECORDED[1]	0	8

[1]Some protection violations were not recorded due to security risks in some regions.

TRIGGERS OF DISPLACEMENT (NOVEMBER 2023 IN %)

Drought	0%
Flood	0%
Other	0%
Conflict	100%

DEMOGRAPHICS (NOVEMBER 2023)[3]

Girls	Boys	Women	Men	Elderly
73	73	34	29	11

[3]Disaggregated data for displaced persons are based on those displacement reports where data has been collected at household level.

PROTECTION VIOLATIONS CONCERNING CHILDREN, WOMEN AND MINORITIES (2023 IN %)

Children	Women	Minorities[2]
38%	63%	0%

[2]Members of minority clans include the Benadiri, Bantu, AUGUSTIe, Barawans, Gardere, Yakabur and Rahanweyne.

SPECIFIC NEEDS OF THOSE WHO EXPERIENCED PROTECTION VIOLATIONS (IN 2023)[4]

Child at risk	Women at risk	Disabilities	Elderly at risk	Others[5]
0%	100%	0%	0%	0%

[4]In Nov 2023, 0 specific needs were recorded of those individuals who experienced protection violations.
[5]Others who are at risk include the following categories family unit, specific legal and physical protection needs, unaccompanied or seperate child, pregnant or lactating, serious medical condition, single parent, SGBV and torture. Individuals can have multiple vulnerabilities

DISPLACEMENT LOCATION (NOVEMBER 2023)

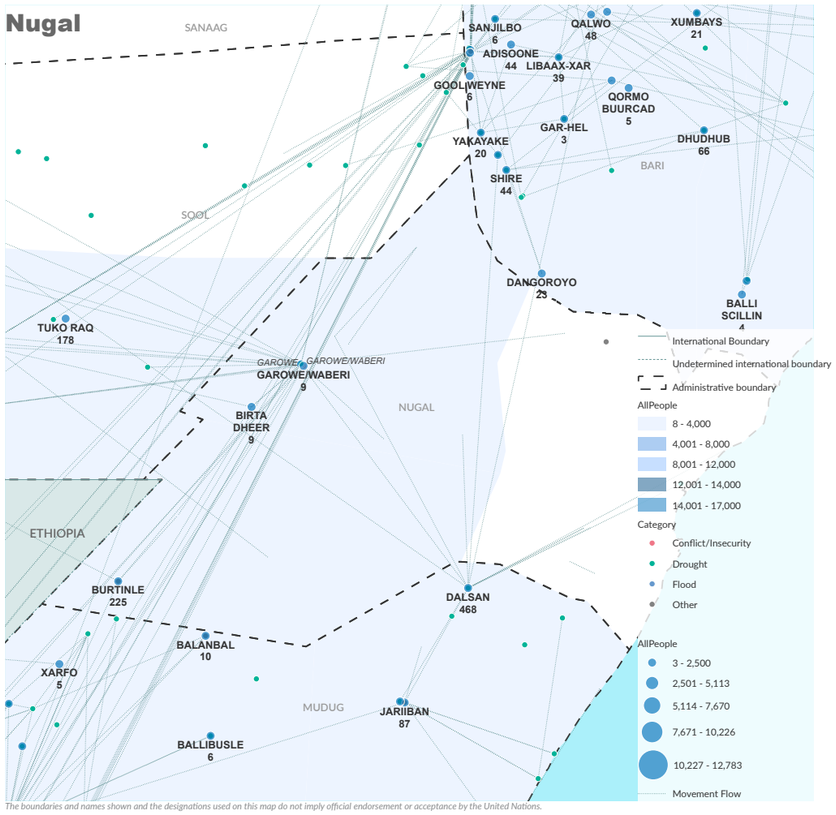

The boundaries and names shown and the designations used on this map do not imply official endorsement or acceptance by the United Nations.

Badhan district was the district with the highest recorded displacement incidents in the region (220).

220 individuals were displaced to Hadaftimo settlement, making it the largest displacement incident due to Conflict/Insecurity.

- district was the district with the second highest recorded displacement incidents in the region (0).

0 individuals were displaced to - settlement, making it the second largest displacement incident due to -.

- district was the district with the third highest recorded displacement incidents in the region (0).

0 individuals were displaced to - settlement, making it the third largest displacement incident due to -.

In November 2023, 0% of protection violations across Somalia were recorded in Sanaag region.

- district had the highest recorded percentage of protection violations across the Sanaag region (0%).

The highest recorded protection violations in the region from January to November 2023 include the following:

- Rape (63%)
- Harassment (13%).

Ceel Afweyn district was the distict with the highest number of protection violations in the region from January 2016 to November 2023 (473).

Top 3 Protection Risks Identified

1. Child and forced family separation
2. Gender-based violence
3. Gender-based violence

PRIORITY NEED ON ARRIVAL (NOVEMBER 2023 IN %)

Food	0%
Water	0%
Shelter	0%
Health	0%
Protection[4]	100%
Livelihood	0%
Transport	0%
Other	0%

[6]Protection figures are underreported due to the concerns related to the sensitivey of this topic in the context of Somalia.

This dashboard should be read in conjunction with the Notes on PRMN Methodology which outline the approach and certain limitations. More information on Somalia can be found on the UNHCR Somalia Data Portal.

UNHCR is grateful for the generous contributions of donors who have directly contributed to the UNHCR Somalia operation in 2023

Implemented by:

NRC NORWEGIAN REFUGEE COUNCIL

United Nations CERF Central Emergency Response Fund

From the People of Japan

WFP World Food Programme

PROTECTION & RETURN MONITORING NETWORK (PRMN)

SOOL, SOMALIA | NOVEMBER 2023

UNHCR The UN Refugee Agency | Somalia

	NOVEMBER 2023	IN 2023
# OF INCIDENTS THAT CAUSED DISPLACEMENT	15	172
# OF NEWLY DISPLACED POPULATION	10339	60137
# OF PROTECTION VIOLATIONS RECORDED[1]	24	558

[1]Some protection violations were not recorded due to security risks in some regions.

TRIGGERS OF DISPLACEMENT (NOVEMBER 2023 IN %)

Drought	0%
Flood	0%
Other	0%
Conflict	100%

DEMOGRAPHICS (NOVEMBER 2023)[3]

Girls	Boys	Women	Men	Elderly
3,410	3,426	1,613	1,377	512

[3]Disaggregated data for displaced persons are based on those displacement reports where data has been collected at household level.

PROTECTION VIOLATIONS CONCERNING CHILDREN, WOMEN AND MINORITIES (2023 IN %)

Children	Women	Minorities[2]
15%	51%	0%

[2]Members of minority clans include the Benadiri, Bantu, AUGUSTIe, Barawans, Gardere, Yakabur and Rahanweyne.

SPECIFIC NEEDS OF THOSE WHO EXPERIENCED PROTECTION VIOLATIONS (IN 2023)[4]

Child at risk	Women at risk	Disabilities	Elderly at risk	Others[5]
8%	42%	0%	3%	47%

[4]In Nov 2023, 36 specific needs were recorded of those individuals who experienced protection violations.
[5]Others who are at risk include the following categories family unit, specific legal and physical protection needs, unaccompanied or seperate child, pregnant or lactating, serious medical condition, single parent, SGBV and torture. Individuals can have multiple vulnerabilities

DISPLACEMENT LOCATION (NOVEMBER 2023)

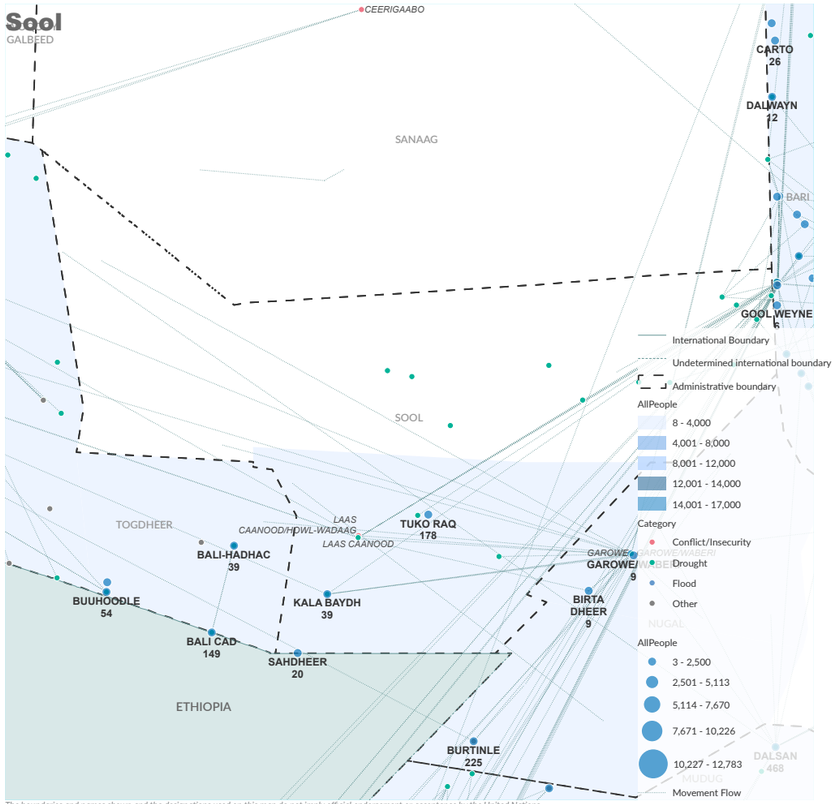

The boundaries and names shown and the designations used on this map do not imply official endorsement or acceptance by the United Nations.

Caynabo district was the district with the highest recorded displacement incidents in the region (9813).

5100 individuals were displaced to Habari Heshay settlement, making it the largest displacement incident due to Conflict/Insecurity.

Laas Caanood district was the district with the second highest recorded displacement incidents in the region (526).

4713 individuals were displaced to Dhaban Saar settlement, making it the second largest displacement incident due to Conflict/Insecurity.

- district was the district with the third highest recorded displacement incidents in the region (0).

271 individuals were displaced to Tuulo Samakaab settlement, making it the third largest displacement incident due to Conflict/Insecurity.

In November 2023, 2% of protection violations across Somalia were recorded in Sool region.

Laas Caanood district had the highest recorded percentage of protection violations across the Sool region (100%).

The highest recorded protection violations in the region from January to November 2023 include the following:

- Physical Assault/Attack Not Resulting In Death (45%)

Laas Caanood district was the distict with the highest number of protection violations in the region from January 2016 to November 2023 (2363).

Top 3 Protection Risks Identified

1. Presence of Mine and other explosive ordnance
2. Gender-based violence
3. Psychological/emotional abuse or inflicted distress

PRIORITY NEED ON ARRIVAL (NOVEMBER 2023 IN %)

Food	0%
Water	0%
Shelter	0%
Health	0%
Protection[4]	96%
Livelihood	1%
Transport	0%
Other	3%

[6]Protection figures are underreported due to the concerns related to the sensitivey of this topic in the context of Somalia.

This dashboard should be read in conjunction with the Notes on PRMN Methodology which outline the approach and certain limitations. More information on Somalia can be found on the UNHCR Somalia Data Portal.

UNHCR is grateful for the generous contributions of donors who have directly contributed to the UNHCR Somalia operation in 2023

United Nations CERF Central Emergency Response Fund

From the People of Japan

WFP World Food Programme

Implemented by:

NRC NORWEGIAN REFUGEE COUNCIL

PROTECTION & RETURN MONITORING NETWORK (PRMN)

TOGDHEER, SOMALIA | NOVEMBER 2023

UNHCR The UN Refugee Agency | Somalia

	NOVEMBER 2023	IN 2023
# OF INCIDENTS THAT CAUSED DISPLACEMENT	67	639
# OF NEWLY DISPLACED POPULATION	2131	58066
# OF PROTECTION VIOLATIONS RECORDED[1]	60	427

[1]Some protection violations were not recorded due to security risks in some regions.

TRIGGERS OF DISPLACEMENT (NOVEMBER 2023 IN %)

Drought	9%
Flood	0%
Other	5%
Conflict	86%

DEMOGRAPHICS (NOVEMBER 2023)[3]

Girls	Boys	Women	Men	Elderly
703	706	332	284	106

[3]Disaggregated data for displaced persons are based on those displacement reports where data has been collected at household level.

PROTECTION VIOLATIONS CONCERNING CHILDREN, WOMEN AND MINORITIES (2023 IN %)

Children	Women	Minorities[2]
10%	89%	0%

[2]Members of minority clans include the Benadiri, Bantu, AUGUSTIe, Barawans, Gardere, Yakabur and Rahanweyne.

SPECIFIC NEEDS OF THOSE WHO EXPERIENCED PROTECTION VIOLATIONS (IN 2023)[4]

Child at risk	Women at risk	Disabilities	Elderly at risk	Others[5]
8%	84%	0%	0%	7%

[4]In Nov 2023, 70 specific needs were recorded of those individuals who experienced protection violations.
[5]Others who are at risk include the following categories family unit, specific legal and physical protection needs, unaccompanied or seperate child, pregnant or lactating, serious medical condition, single parent, SGBV and torture. Individuals can have multiple vulnerabilities

DISPLACEMENT LOCATION (NOVEMBER 2023)

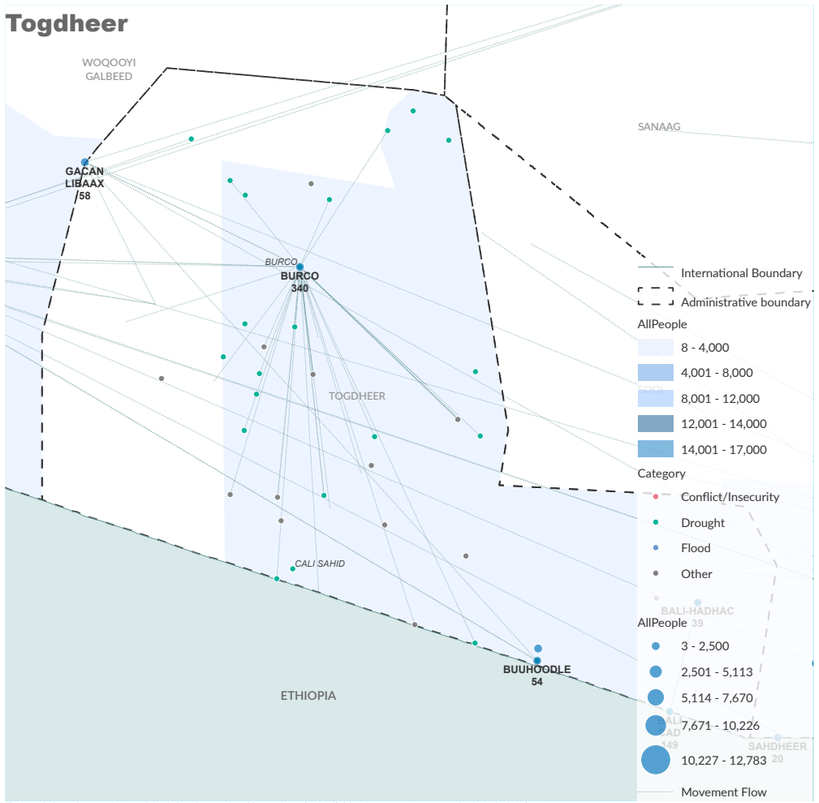

Buuhoodle district was the district with the highest recorded displacement incidents in the region (1770).

825 individuals were displaced to Ceegaag settlement, making it the largest displacement incident due to Conflict/Insecurity.

Burco district was the district with the second highest recorded displacement incidents in the region (361).

376 individuals were displaced to Shangale settlement, making it the second largest displacement incident due to Conflict/Insecurity.

- district was the district with the third highest recorded displacement incidents in the region (0).

285 individuals were displaced to Buuhoodle settlement, making it the third largest displacement incident due to Conflict/Insecurity.

In November 2023, 6% of protection violations across Somalia were recorded in Togdheer region.

Burco district had the highest recorded percentage of protection violations across the Togdheer region (83%).

The highest recorded protection violations in the region from January to November 2023 include the following:

- Domestic Violence (69%)
- Physical Assault/Attack Not Resulting In

Burco district was the distict with the highest number of protection violations in the region from January 2016 to November 2023 (820).

Top 3 Protection Risks Identified

1. Gender-based violence
2. Attacks on civilians and other unlawful killings, and attacks on civilian objects
3. Presence of Mine and other explosive ordnance

PRIORITY NEED ON ARRIVAL (NOVEMBER 2023 IN %)

Food	3%
Water	0%
Shelter	2%
Health	3%
Protection[4]	68%
Livelihood	23%
Transport	0%
Other	0%

[6]Protection figures are underreported due to the concerns related to the sensitivety of this topic in the context of Somalia.

This dashboard should be read in conjunction with the Notes on PRMN Methodology which outline the approach and certain limitations. More information on Somalia can be found on the UNHCR Somalia Data Portal.

UNHCR is grateful for the generous contributions of donors who have directly contributed to the UNHCR Somalia operation in 2023

Implemented by:

NRC NORWEGIAN REFUGEE COUNCIL

United Nations CERF Central Emergency Response Fund

From the People of Japan

WFP World Food Programme

PROTECTION & RETURN MONITORING NETWORK (PRMN)

WOQOOYI GALBEED, SOMALIA | NOVEMBER 2023

UNHCR The UN Refugee Agency | Somalia

	NOVEMBER 2023	IN 2023
# OF INCIDENTS THAT CAUSED DISPLACEMENT	5	369
# OF NEWLY DISPLACED POPULATION	37	1970
# OF PROTECTION VIOLATIONS RECORDED[1]	138	1023

[1]Some protection violations were not recorded due to security risks in some regions.

TRIGGERS OF DISPLACEMENT (NOVEMBER 2023 IN %)

Drought	76%
Flood	0%
Other	24%
Conflict	0%

DEMOGRAPHICS (NOVEMBER 2023)[3]

Girls	Boys	Women	Men	Elderly
12	12	6	5	2

[3]Disaggregated data for displaced persons are based on those displacement reports where data has been collected at household level.

PROTECTION VIOLATIONS CONCERNING CHILDREN, WOMEN AND MINORITIES (2023 IN %)

Children	Women	Minorities[2]
10%	92%	0%

[2]Members of minority clans include the Benadiri, Bantu, AUGUSTIe, Barawans, Gardere, Yakabur and Rahanweyne.

SPECIFIC NEEDS OF THOSE WHO EXPERIENCED PROTECTION VIOLATIONS (IN 2023)[4]

Child at risk	Women at risk	Disabilities	Elderly at risk	Others[5]
12%	85%	1%	0%	2%

[4]In Nov 2023, 108 specific needs were recorded of those individuals who experienced protection violations.
[5]Others who are at risk include the following categories family unit, specific legal and physical protection needs, unaccompanied or seperate child, pregnant or lactating, serious medical condition, single parent, SGBV and torture. Individuals can have multiple vulnerabilities

DISPLACEMENT LOCATION (NOVEMBER 2023)

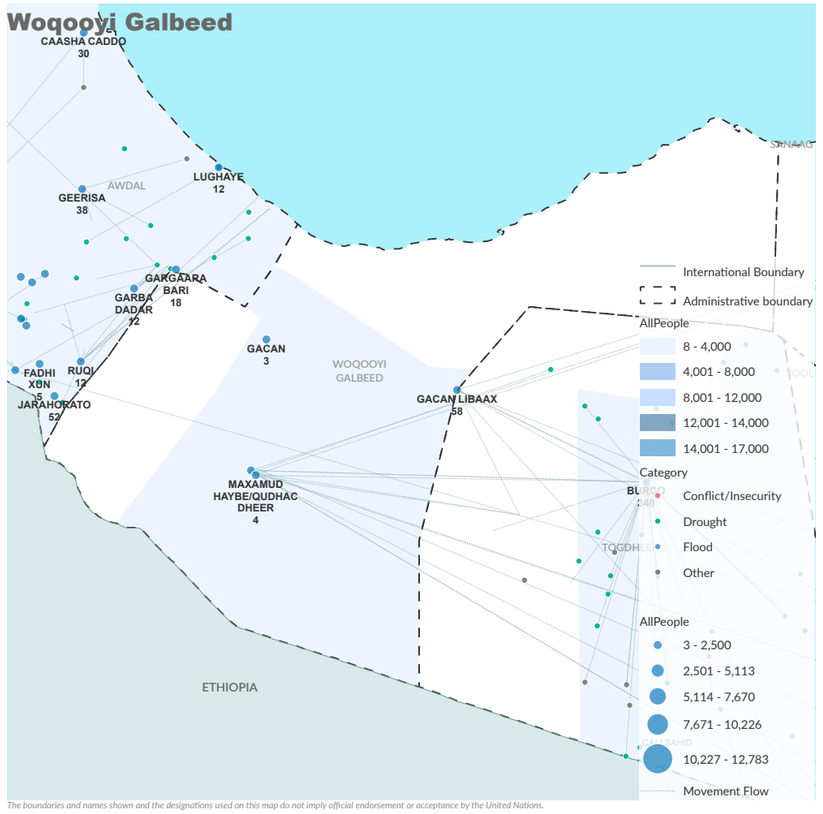

The boundaries and names shown and the designations used on this map do not imply official endorsement or acceptance by the United Nations.

Hargeysa district was the district with the highest recorded displacement incidents in the region (37).

21 individuals were displaced to 26-Jun settlement, making it the largest displacement incident due to Drought.

- district was the district with the second highest recorded displacement incidents in the region (0).

9 individuals were displaced to Koodbuur/Xero Awr settlement, making it the second largest displacement incident due to Other.

- district was the district with the third highest recorded displacement incidents in the region (0).

7 individuals were displaced to Maxamuud Haybe settlement, making it the third largest displacement incident due to Drought.

In November 2023, 13% of protection violations across Somalia were recorded in Woqooyi Galbeed region.

Hargeysa district had the highest recorded percentage of protection violations across the Woqooyi Galbeed region (100%).

The highest recorded protection violations in the region from January to November 2023 include the following:

- Domestic Violence (51%)
- Physical Assault/Attack Not Resulting In

Hargeysa district was the distict with the highest number of protection violations in the region from January 2016 to November 2023 (9943).

Top 3 Protection Risks Identified

1. Unlawful impediments or restrictions to freedom of movement, siege and forced displacement.
2. -
3. -

PRIORITY NEED ON ARRIVAL (NOVEMBER 2023 IN %)

Food	100%
Water	0%
Shelter	0%
Health	0%
Protection[4]	0%
Livelihood	0%
Transport	0%
Other	0%

[6]Protection figures are underreported due to the concerns related to the sensitivety of this topic in the context of Somalia.

This dashboard should be read in conjunction with the Notes on PRMN Methodology which outline the approach and certain limitations. More information on Somalia can be found on the UNHCR Somalia Data Portal.

UNHCR is grateful for the generous contributions of donors who have directly contributed to the UNHCR Somalia operation in 2023

Implemented by:

NRC NORWEGIAN REFUGEE COUNCIL

United Nations CERF Central Emergency Response Fund

From the People of Japan

WFP World Food Programme