UGANDA- REFUGEE STATISTICS DECEMBER 2023

Adjumani

Total Population	Total Refugees
219,763	219,755
Total Households	**Total Asylum-Seekers**
30,154	8

Women and Children
84 %
183,620

Female
54 %
117,768

Elderly
3 %
6,759

Youth 15-24
27 %
59,189

New Registration by Month

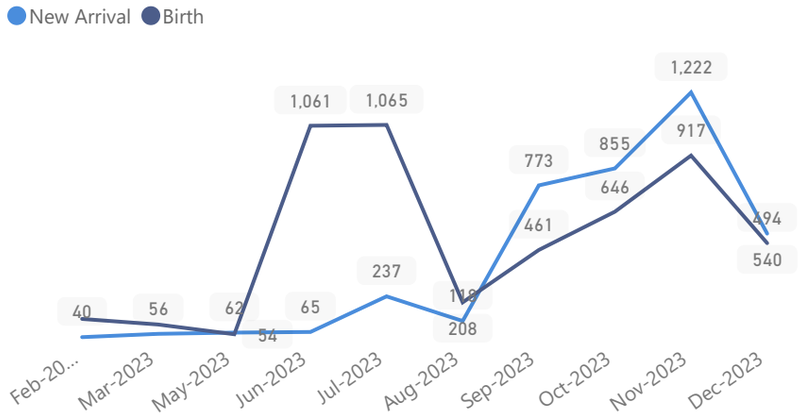

Top Zones

Zone	HHs	Individuals
Nyumanzi	5,077	45,507
Pagrinya	6,037	37,054
Ayilo I	3,018	27,095
Maaji II	2,595	17,764
Ayilo II	2,018	15,140
Maaji III	2,307	14,583
Boroli I	1,310	9,334
Mirieyi	1,017	8,607
Alere	1,147	8,004
Agojo	1,516	7,217
Baratuku	851	6,144
Mungula I	671	5,156
Olua I	609	5,138

Country of Origin	Total
South Sudan	218,660
Sudan	1,050
Democratic Republic of the Congo	42
Eritrea	5

Occupation - Top 5

18 % Have occupation

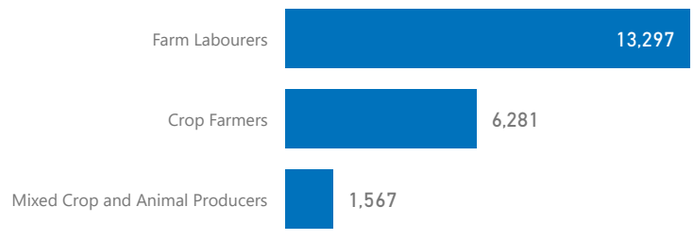

* Age is between 18 - 59 years for Occupation

Age & Gender Breakdown

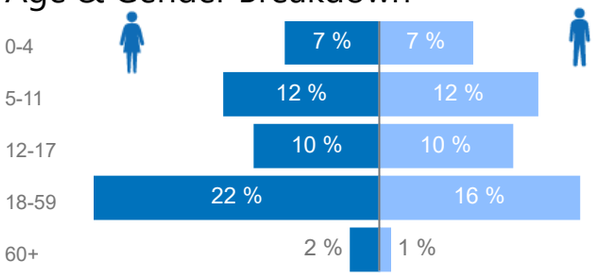

Specific Needs - Top 7

26,431 13,791

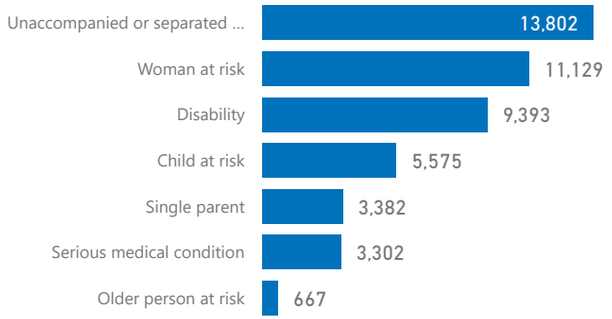

Assistance Status

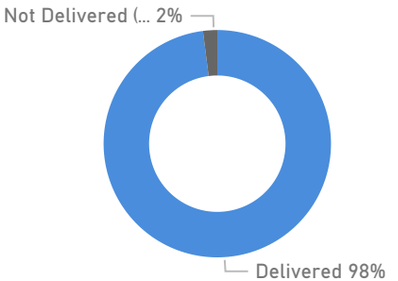

UGANDA- REFUGEE STATISTICS DECEMBER 2023

Bidibidi

Total Population	Total Refugees
197,540	197,539
Total Households	**Total Asylum-Seekers**
36,603	1

Women and Children
84 %
166,873

Female
52 %
103,696

Elderly
3 %
5,294

Youth 15-24
25 %
48,603

Top Zones

Zone	HHs	Individuals
Zone 3	9,330	47,137
Zone 2	7,502	44,458
Zone 5	8,169	41,683
Zone 1	6,197	36,029
Zone 4	5,399	28,212

Age & Gender Breakdown

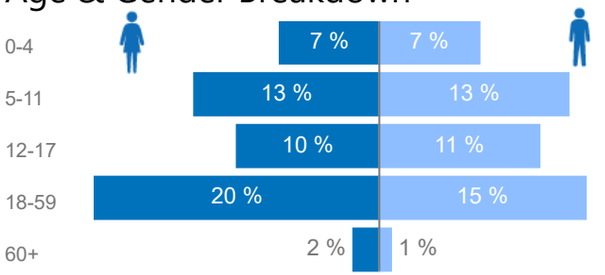

Country of Origin	Total
South Sudan	197,421
Sudan	74
Democratic Republic of the Congo	40
Ethiopia	3
Burundi	1
Rwanda	1

Specific Needs
- Top 7

7,026 4,186

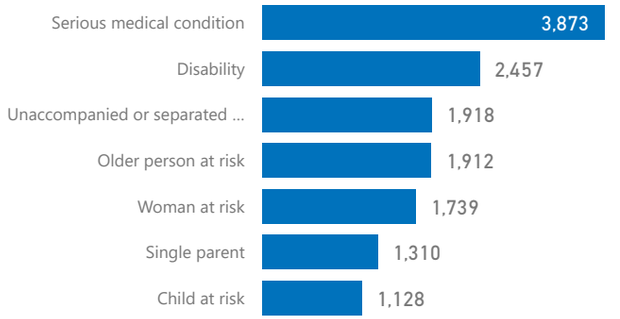

New Registration by Month

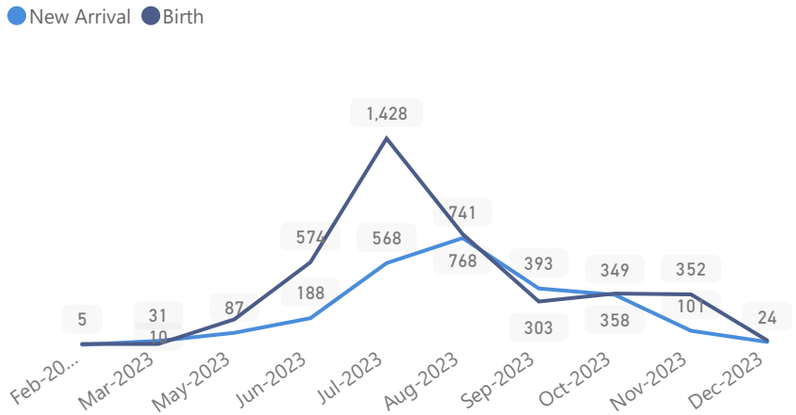

Occupation
- Top 5

18 % Have occupation

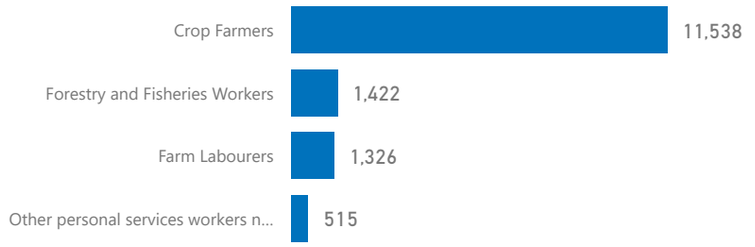

* Age is between 18 - 59 years for Occupation

Assistance Status

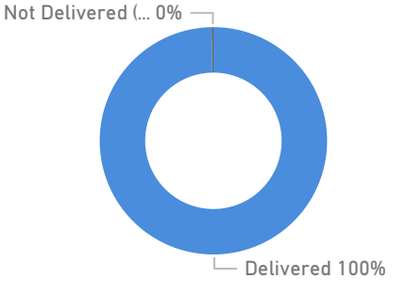

UGANDA- REFUGEE STATISTICS DECEMBER 2023

Imvepi

Total Population	Total Refugees
67,006	66,996
Total Households	Total Asylum-Seekers
15,291	10

Women and Children
84 %
56,475

Female
53 %
35,638

Elderly
3 %
1,898

Youth 15-24
23 %
15,092

Top Zones

Zone	HHs	Individuals
Zone I	6,151	27,201
Zone Ii	5,198	24,905
Zone Iii	3,100	12,623
Zone Iv	839	2,267

Age & Gender Breakdown

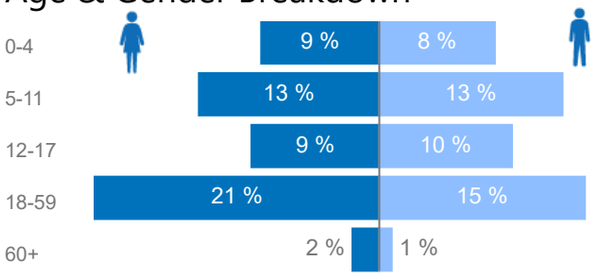

Country of Origin

Country of Origin	Total
South Sudan	64,252
Democratic Republic of the Congo	2,692
Sudan	50
Rwanda	8
Central African Republic	1
Ethiopia	1
Senegal	1
United Republic of Tanzania	1

Specific Needs

- Top 7

6,551 3,537

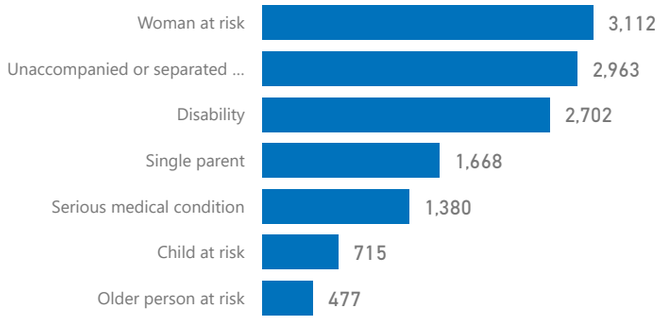

New Registration by Month

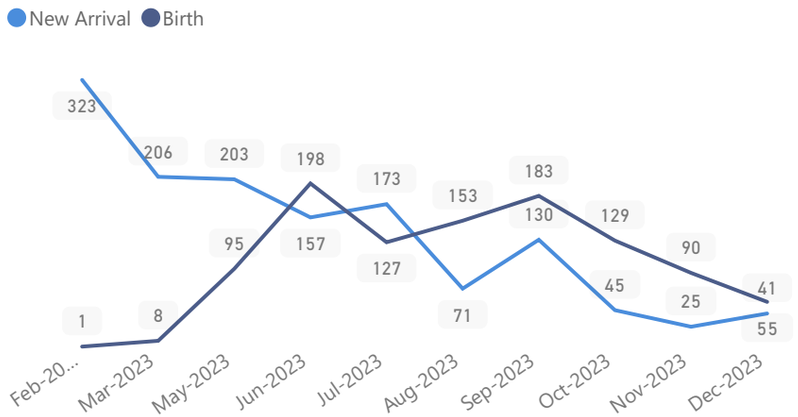

Occupation - Top 5

24 % Have occupation

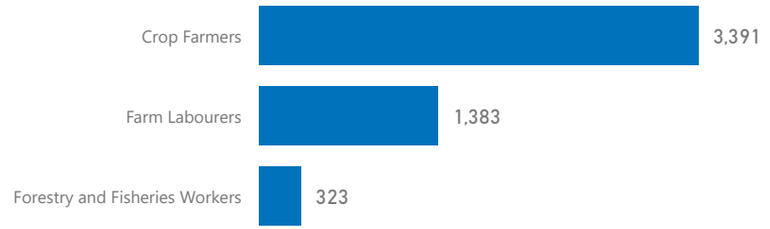

* Age is between 18 - 59 years for Occupation

Assistance Status

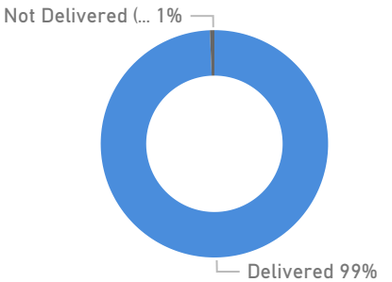

UGANDA- REFUGEE STATISTICS DECEMBER 2023

Kampala

Total Population	Total Refugees
136,887	105,892
Total Households	**Total Asylum-Seekers**
81,074	30,995

Women and Children
61 %
84,166

Female
46 %
63,052

Elderly
1 %
1,823

Youth 15-24
25 %
34,875

Top Zones

Zone	HHs	Individuals
Makindye Division	33,675	60,063
Kampala Central	28,821	39,488
Rubaga Division	14,198	27,673
Kawempe Division	2,785	5,587
Nakawa	1,032	2,851

Age & Gender Breakdown

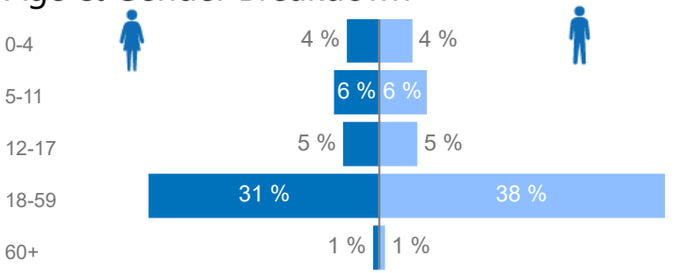

Country of Origin

Country of Origin	Total
Eritrea	40,842
Somalia	39,789
Democratic Republic of the Congo	24,480
Sudan	11,866
Ethiopia	9,032
Burundi	4,456

Specific Needs - Top 7

1,147 922

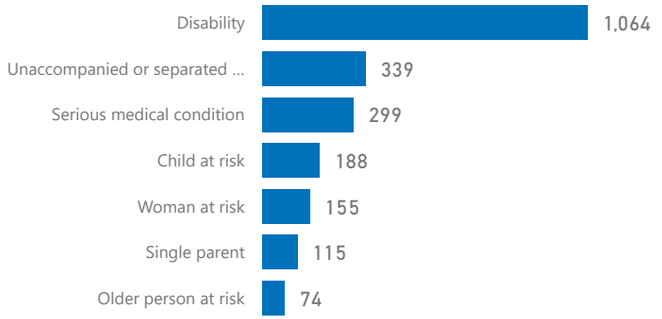

New Registration by Month

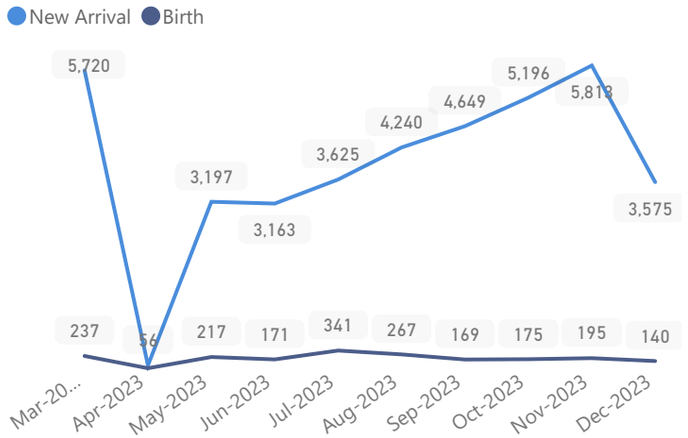

Occupation - Top 5

5 % Have occupation

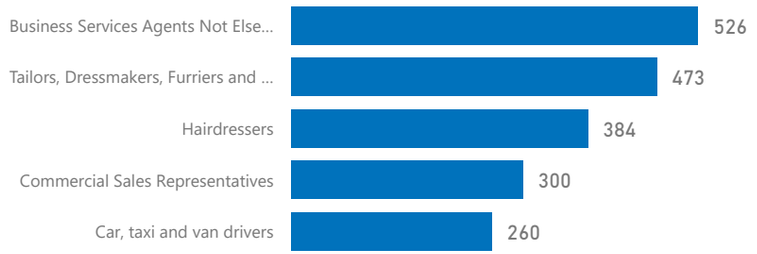

* Age is between 18 - 59 years for Occupation

Assistance Status

UGANDA- REFUGEE STATISTICS DECEMBER 2023

Kiryandongo

Total Population	Total Refugees
81,232	81,181
Total Households	Total Asylum-Seekers
14,029	51

Women and Children
82 %
66,958

Female
52 %
42,307

Elderly
2 %
1,658

Youth 15-24
30 %
24,519

Top Zones

Zone	HHs	Individuals
Ranch 1	7,167	41,757
Ranch 37	6,853	39,452

Country of Origin

Country of Origin	Total
South Sudan	79,971
Sudan	660
Democratic Republic of the Congo	346
Kenya	183
Burundi	41
Rwanda	22

Age & Gender Breakdown

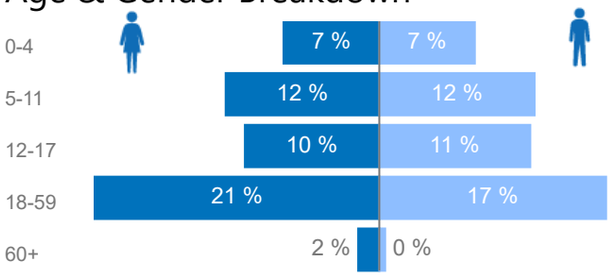

Specific Needs

- Top 7

8,693 5,341

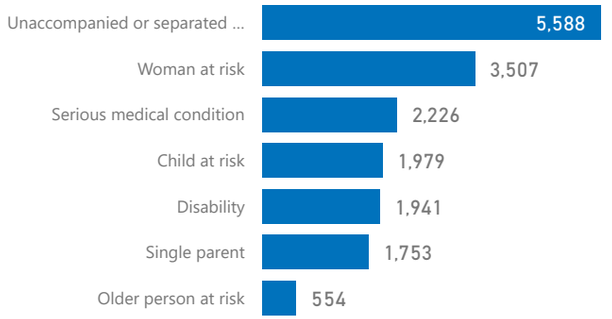

New Registration by Month

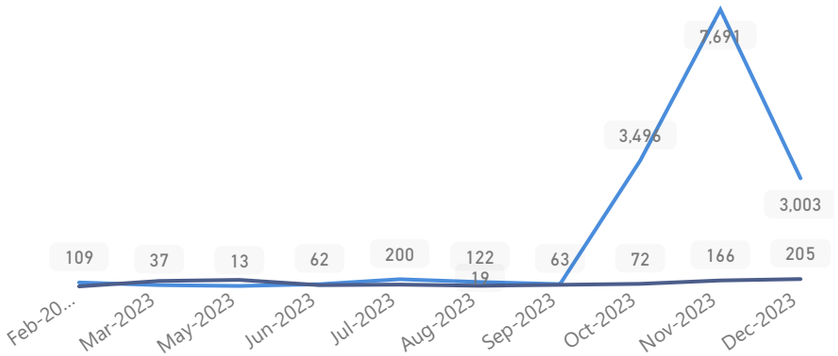

Occupation - Top 5

13 % Have occupation

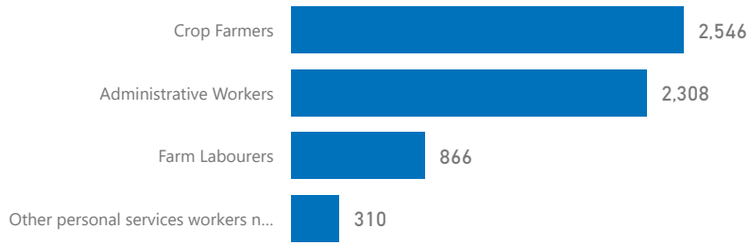

* Age is between 18 - 59 years for Occupation

Assistance Status

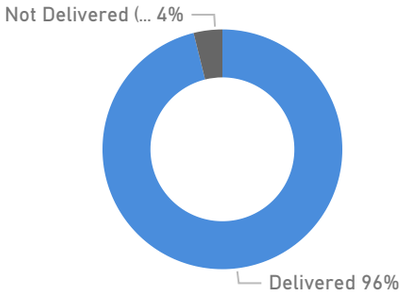

UGANDA- REFUGEE STATISTICS DECEMBER 2023

Kyaka Ii

Total Population	Total Refugees
125,723	123,618
Total Households	Total Asylum-Seekers
33,908	2,105

Women and Children
80 %
100,961

Female
51 %
64,233

Elderly
3 %
3,230

Youth 15-24
20 %
24,800

Top Zones

Zone	HHs	Individuals
Sweswe	6,399	22,329
Byabakora	5,537	21,331
Bwiriza	5,900	21,131
Itambabiniga	4,658	16,874
Mukondo	4,177	16,456

Age & Gender Breakdown

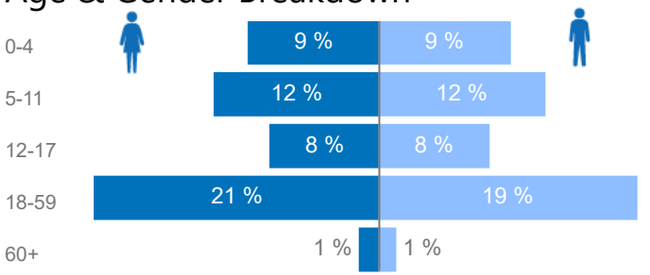

Country of Origin

Country of Origin	Total
Democratic Republic of the Congo	118,806
Rwanda	3,533
Burundi	3,277
South Sudan	51
Congo, Republic of the	13
Kenya	13

Specific Needs - Top 7

22,972 12,523

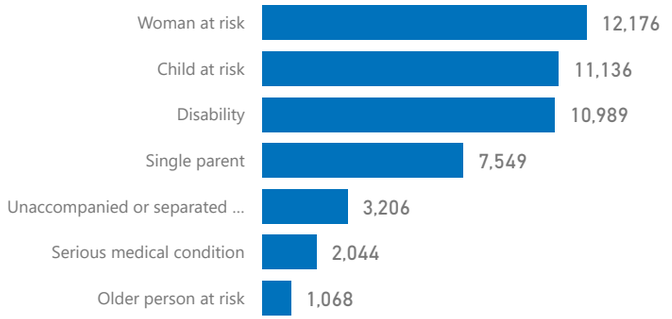

New Registration by Month

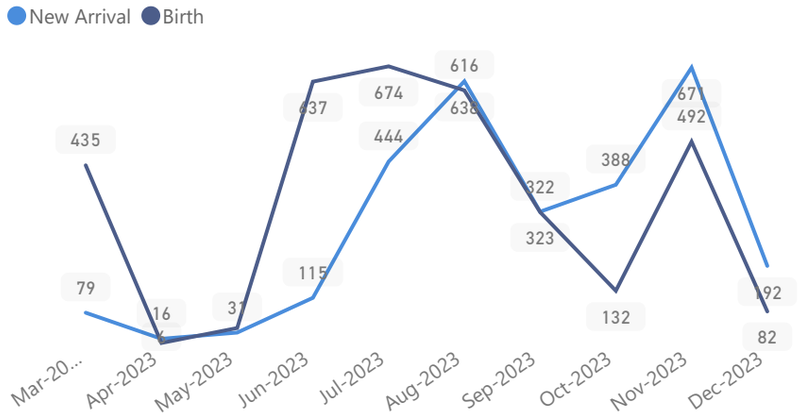

Occupation - Top 5

22 % Have occupation

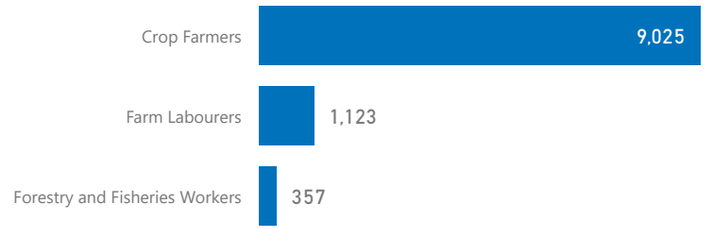

* Age is between 18 - 59 years for Occupation

Assistance Status

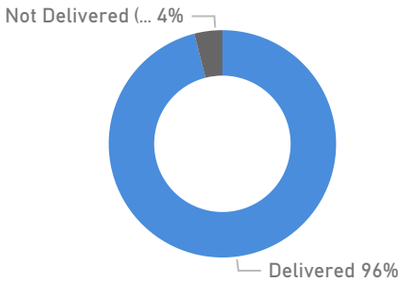

Source: Statistics - OPM (proGres)

Feedback: ugakareg@unhcr.org

Creation date: 05-Jan-2024

UGANDA- REFUGEE STATISTICS DECEMBER 2023

Kyangwali

Total Population	Total Refugees
133,264	133,098
Total Households	Total Asylum-Seekers
39,900	166

Women and Children
82 %
109,873

Female
53 %
70,597

Elderly
3 %
4,364

Youth 15-24
18 %
24,071

New Registration by Month

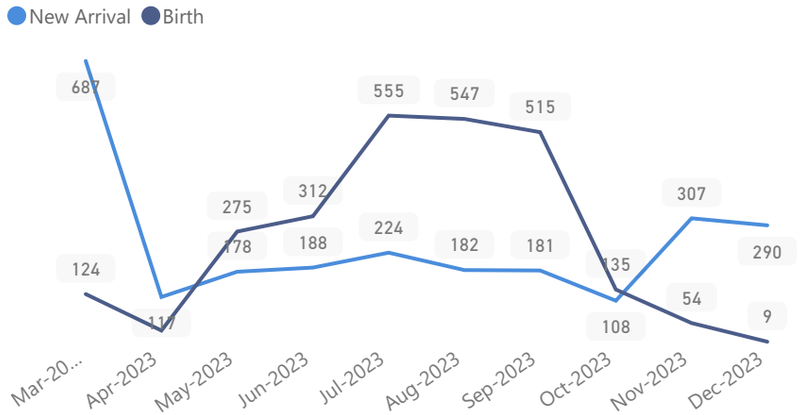

Top Zones

Zone	HHs	Individuals
Kyebitaka	2,633	10,843
Mukunyu A	2,804	7,445
Mombasa	1,975	7,299
Kagoma	2,024	7,100
KARUHINDA	2,240	7,019
WAIBUGA	2,179	6,835
Kentomi	2,106	6,382
MALUMBA	1,928	6,082
Nyampindu	2,000	5,966
BUYANJA	1,793	5,727

Country of Origin	Total
Democratic Republic of the Congo	128,921
South Sudan	3,573
Rwanda	616
Burundi	135
Kenya	11
Sudan	5

Occupation - Top 5

39 % Have occupation

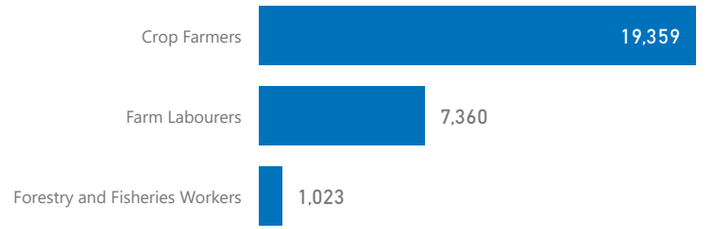

* Age is between 18 - 59 years for Occupation

Age & Gender Breakdown

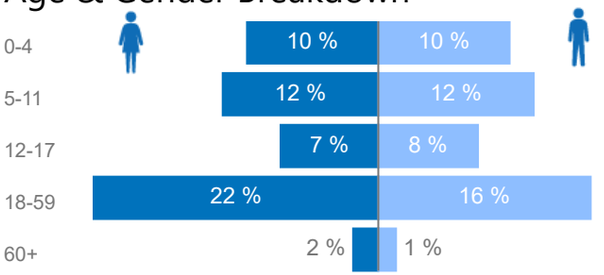

Specific Needs - Top 7

24,560 9,996

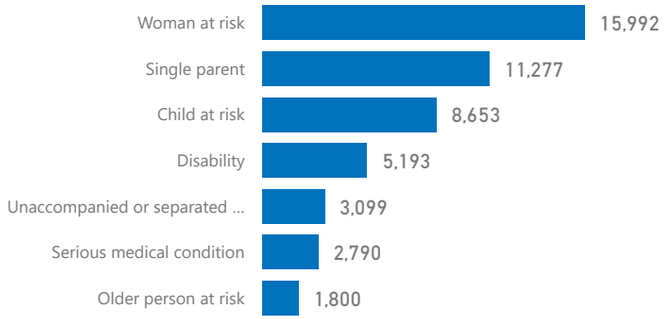

Assistance Status

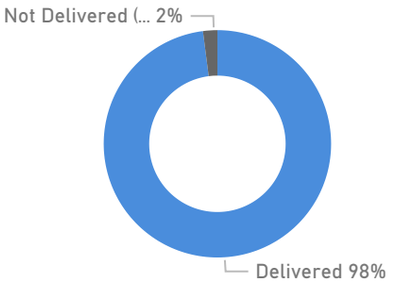

UGANDA- REFUGEE STATISTICS DECEMBER 2023

Lobule

Total Population	Total Refugees
6,039	6,039
Total Households	Total Asylum-Seekers
964	0

Women and Children
84 %
5,050

Elderly
3 %
178

Female
53 %
3,182

Youth 15-24
28 %
1,717

Zones

Zone	HHs	Individuals
Zone B	494	3,180
Zone A	470	2,859

Age & Gender Breakdown

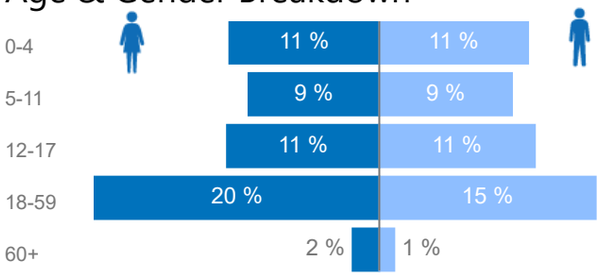

Country of Origin

Country of Origin	Total
Democratic Republic of the Congo	6,035
South Sudan	3
Somalia	1

Specific Needs

- Top 7

1,057 625

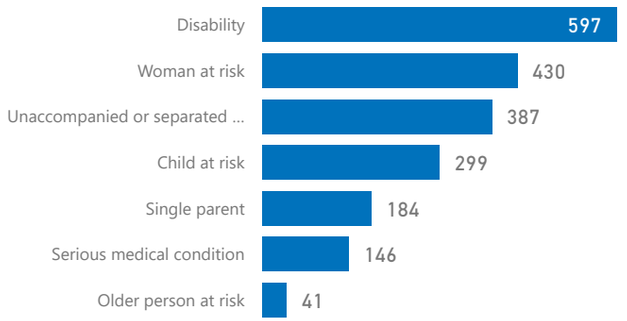

New Registration by Month

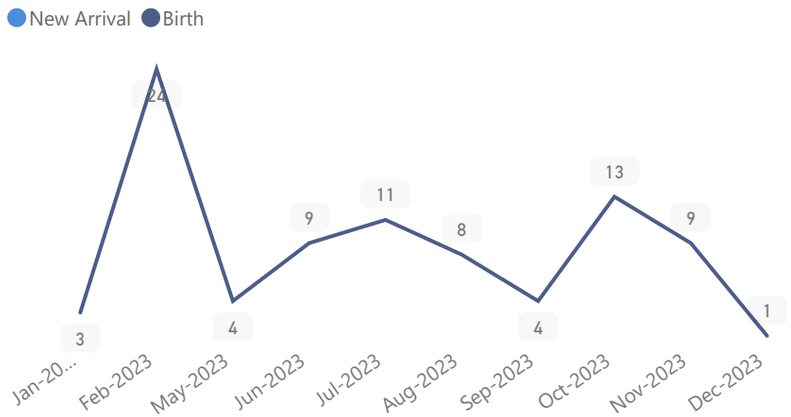

Occupation

- Top 5

36 % Have occupation

* Age is between 18 - 59 years for Occupation

Assistance Status

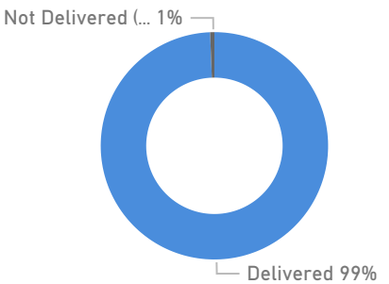

UGANDA- REFUGEE STATISTICS DECEMBER 2023

Nakivale

Total Population	Total Refugees
182,634	179,480
Total Households	Total Asylum-Seekers
55,688	3,154

Women and Children
77 %
141,149

Female
51 %
92,235

Elderly
3 %
4,737

Youth 15-24
22 %
40,839

Top Zones

Zone	HHs	Individuals
Rubondo	29,770	84,467
Base Camp	17,378	67,273
Juru	8,100	29,954

Age & Gender Breakdown

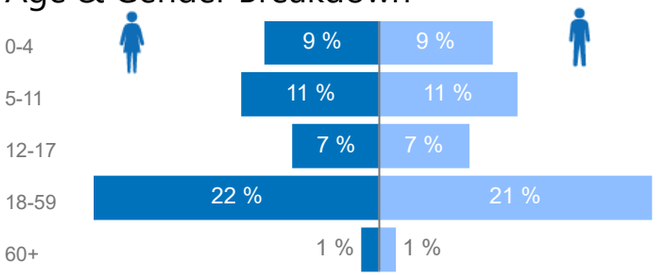

Country of Origin

Country of Origin	Total
Democratic Republic of the Congo	120,924
Burundi	32,494
Rwanda	15,054
Somalia	12,030
Ethiopia	999
Eritrea	863

Specific Needs - Top 7

24,101 13,414

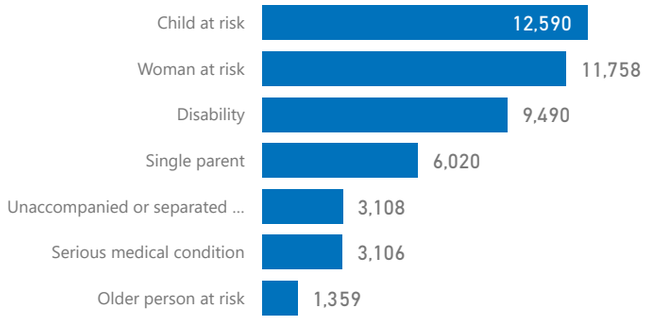

New Registration by Month

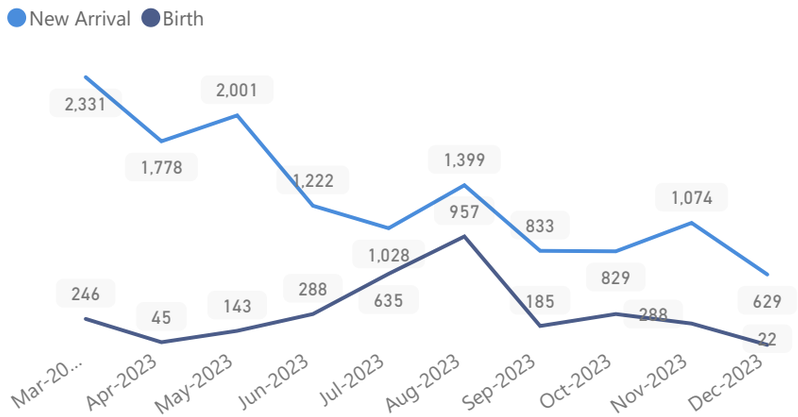

Occupation - Top 5

22 % Have occupation

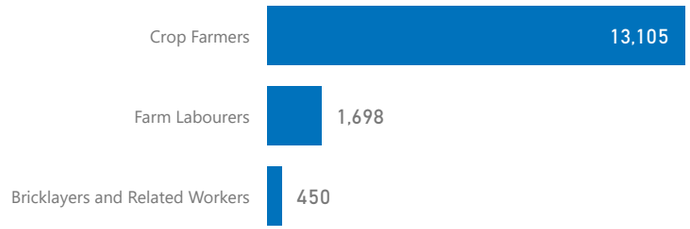

* Age is between 18 - 59 years for Occupation

Assistance Status

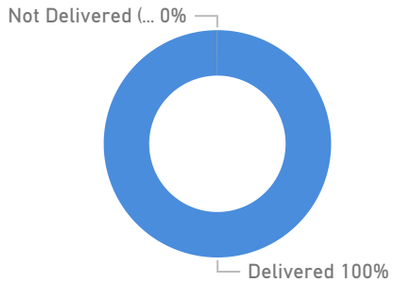

Source: Statistics - OPM (proGres)

Feedback: ugakareg@unhcr.org

Creation date: 05-Jan-2024

UGANDA- REFUGEE STATISTICS DECEMBER 2023

Oruchinga

Total Population	Total Refugees
7,979	7,977
Total Households	Total Asylum-Seekers
1,760	2

Women and Children
80 %
6,393

Elderly
3 %
261

Female
52 %
4,110

Youth 15-24
21 %
1,698

Top Zones

Zone	HHs	Individuals
Kifunjo	548	2,336
Michinga	439	2,049
Busheka	436	2,004

Age & Gender Breakdown

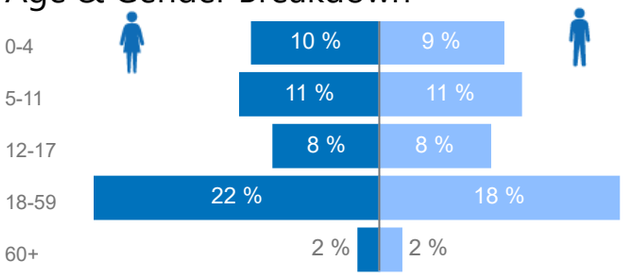

Country of Origin

Country of Origin	Total
Democratic Republic of the Congo	4,143
Rwanda	2,059
Burundi	1,704
South Sudan	72
Sudan	1

Specific Needs

- Top 7

1,698 1,043

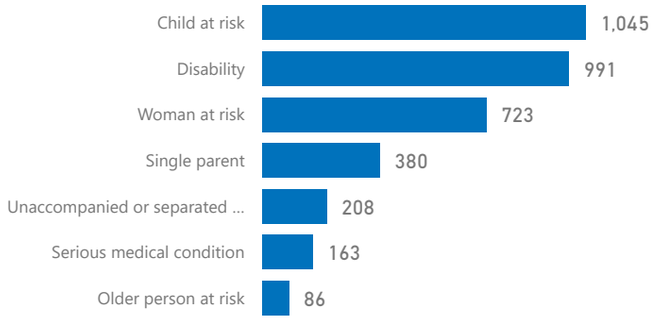

New Registration by Month

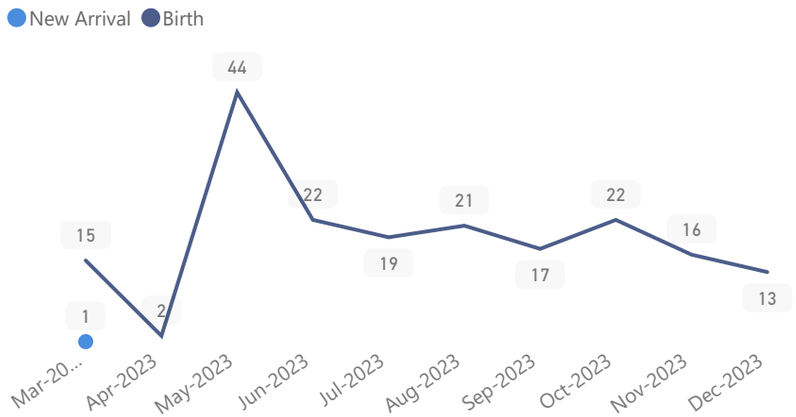

Occupation

- Top 5

37 % Have occupation

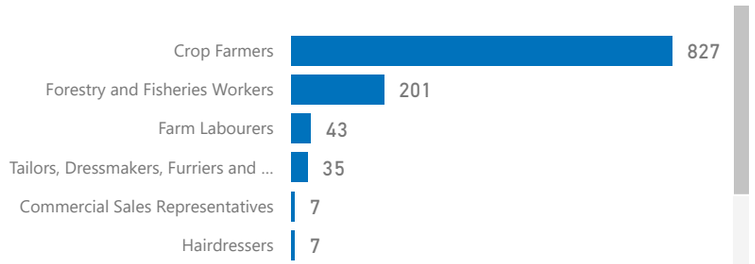

* Age is between 18 - 59 years for Occupation

Assistance Status

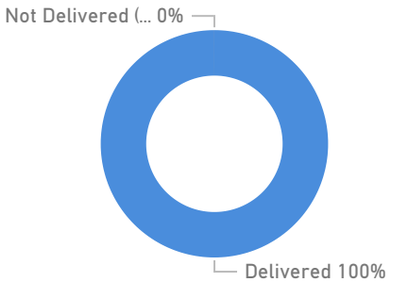

UGANDA- REFUGEE STATISTICS DECEMBER 2023

Palabek

Total Population	Total Refugees
80,067	80,060
Total Households	Total Asylum-Seekers
17,007	7

Women and Children
86 %
68,639

Female
50 %
40,157

Elderly
2 %
1,368

Youth 15-24
24 %
19,211

Top Zones

Zone	HHs	Individuals
Zone 6	4,175	20,904
Zone 5B	2,790	12,440
Zone 7	2,197	10,730
Zone 4	1,804	7,792
Zone 5A	1,381	7,456
Zone 3	1,179	6,166
Zone 8	1,024	4,627
Zone 2	1,068	3,916
Zone 1	933	3,601
Zone 9	447	2,411

Country of Origin	Total
South Sudan	79,783
Sudan	237
Democratic Republic of the Congo	47

Age & Gender Breakdown

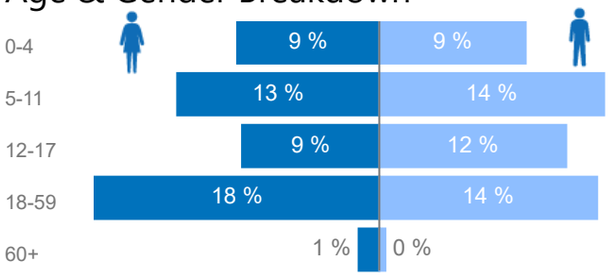

Specific Needs
- Top 7

4,965 2,716

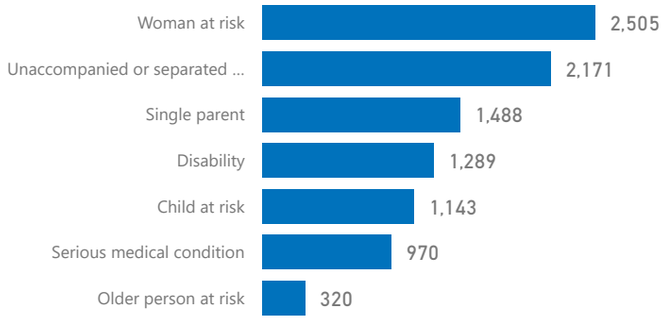

New Registration by Month

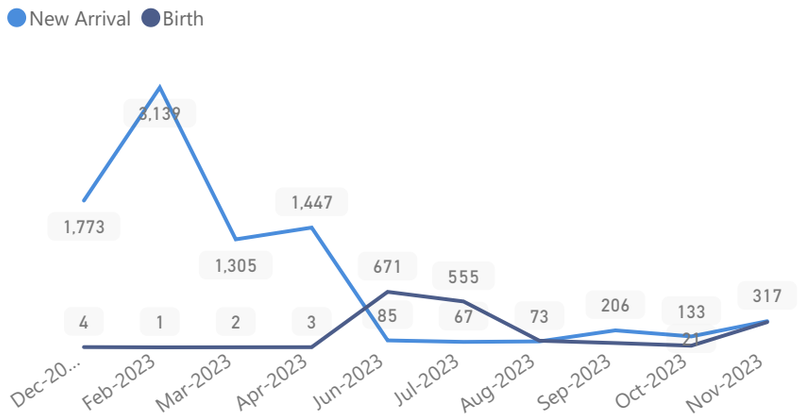

Occupation
- Top 5

19 % Have occupation

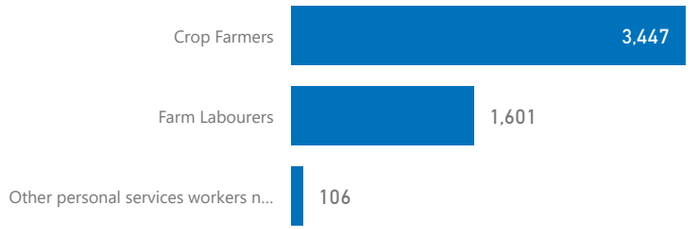

* Age is between 18 - 59 years for Occupation

Assistance Status

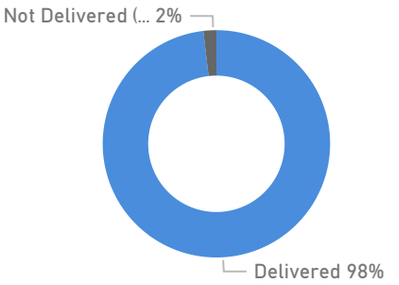

UGANDA- REFUGEE STATISTICS DECEMBER 2023

Palorinya

Total Population	Total Refugees
128,925	128,916
Total Households	**Total Asylum-Seekers**
26,832	9

Women and Children
81 %
103,880

Female
53 %
67,948

Elderly
4 %
5,151

Youth 15-24
25 %
32,260

New Registration by Month

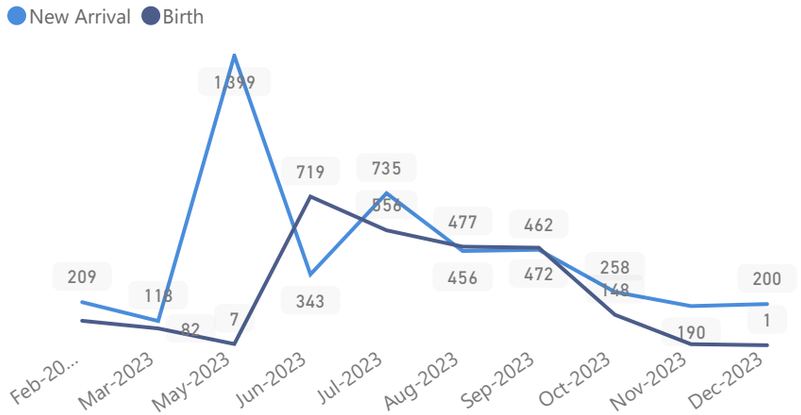

Top Zones

Zone	HHs	Individuals
Morobi	8,223	39,610
Dongo West	5,177	24,791
Chinyi	4,342	19,459
Basecamp Ibakwe	2,716	14,738
Dongo East	2,658	12,935
Belemaling	2,120	10,374
Budri	1,577	6,989

Country of Origin	Total
South Sudan	128,829
Democratic Republic of the Congo	42
Sudan	38
Eritrea	12
Rwanda	2
Congo, Republic of the	1
Somalia	1

Occupation - Top 5

15 % Have occupation

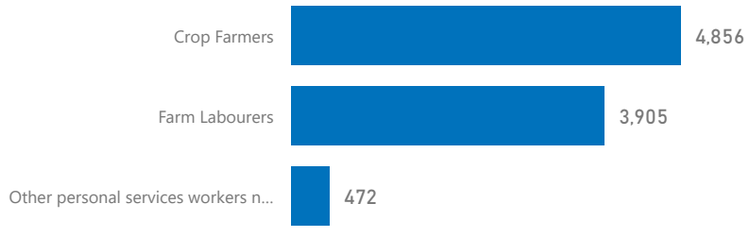

* Age is between 18 - 59 years for Occupation

Age & Gender Breakdown

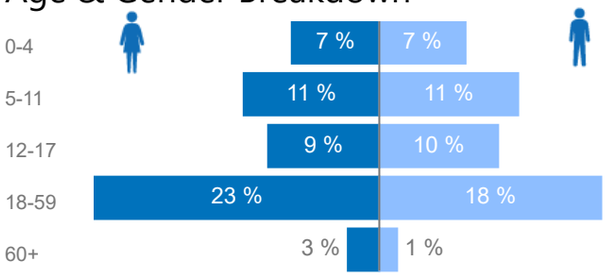

Specific Needs - Top 7

14,686 6,647

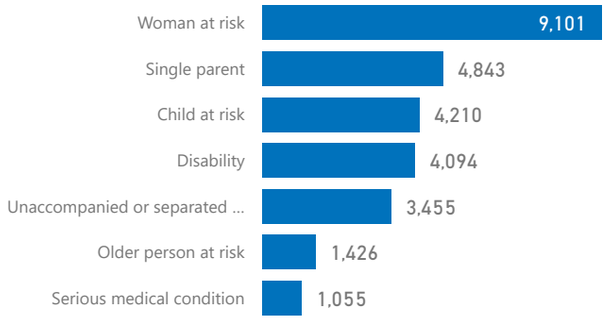

Assistance Status

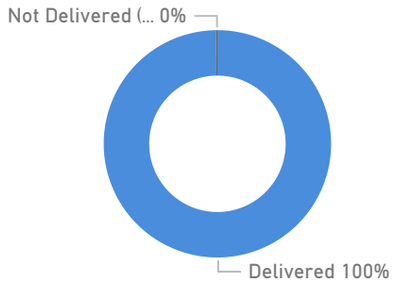

UGANDA- REFUGEE STATISTICS DECEMBER 2023

Rhino

Total Population	Total Refugees
153,325	153,291
Total Households	**Total Asylum-Seekers**
28,206	34

Women and Children
83 %
127,459

Female
50 %
77,338

Elderly
2 %
3,024

Youth 15-24
27 %
41,480

New Registration by Month

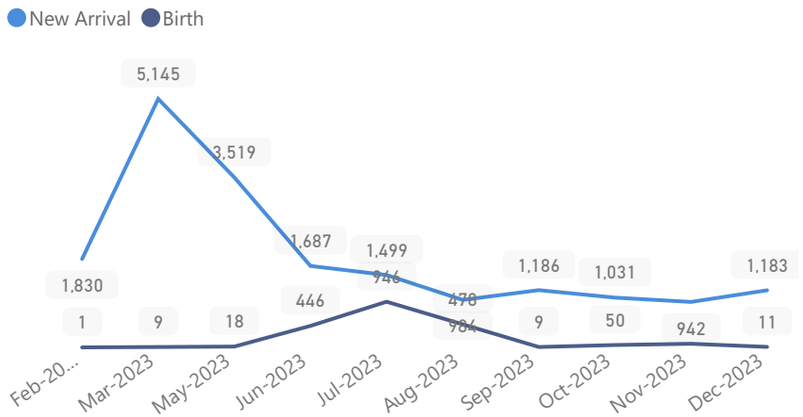

Zones

Zone	HHs	Individuals
Zone Vii	9,291	46,335
Zone Vi	4,971	26,658
Zone Ii	4,429	20,466
Zone Iii	3,667	19,322
Zone I	2,353	15,697
Zone V	1,840	14,359
Zone Iv	1,653	10,486

Country of Origin	Total
South Sudan	147,034
Democratic Republic of the Congo	5,033
Sudan	1,161
Rwanda	36
Central African Republic	23
Burundi	10
Ethiopia	10

Occupation - Top 5

9 % Have occupation

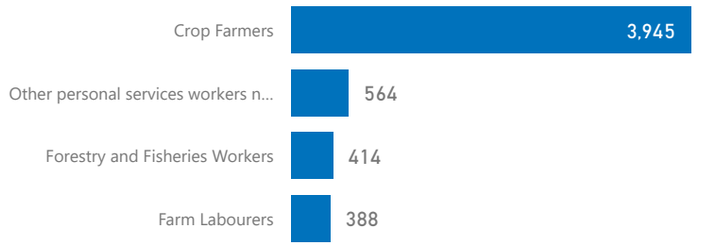

* Age is between 18 - 59 years for Occupation

Age & Gender Breakdown

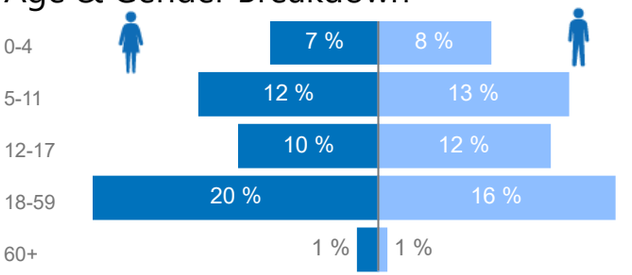

Specific Needs - Top 7

15,735 9,977

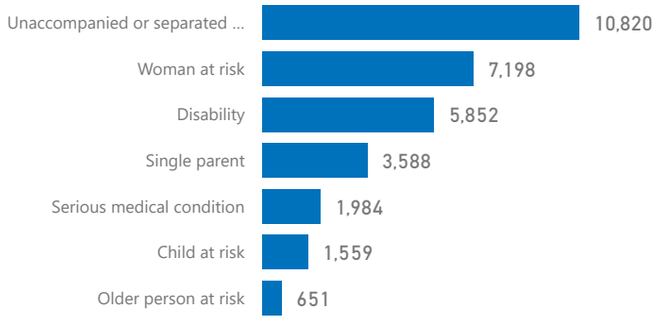

Assistance Status

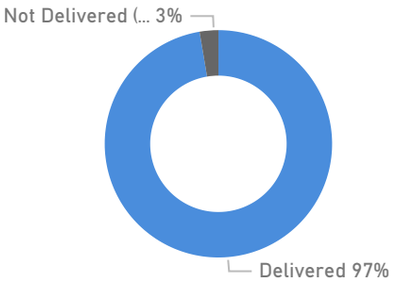

UGANDA- REFUGEE STATISTICS DECEMBER 2023

Rwamwanja

Total Population	Total Refugees
94,778	93,660
Total Households	Total Asylum-Seekers
22,264	1,118

Women and Children
82 %
77,935

Female
51 %
48,794

Elderly
2 %
2,361

Youth 15-24
18 %
17,319

Top Zones

Zone	HHs	Individuals
Kyempango	10,020	36,866
Kaihora	2,227	11,310
Mahani	2,330	10,546
Nkoma	1,751	8,517
Ntenungi	1,762	8,517
Base Camp	1,887	8,370
Mahiga	950	4,276
Kikuura	562	2,634
Waijagahe	420	2,064
Buguta	335	1,633
Makindye Division	6	21

Country of Origin	Total
Democratic Republic of the Congo	94,187
Rwanda	370
South Sudan	136
Burundi	59
Somalia	11
Kenya	7

Age & Gender Breakdown

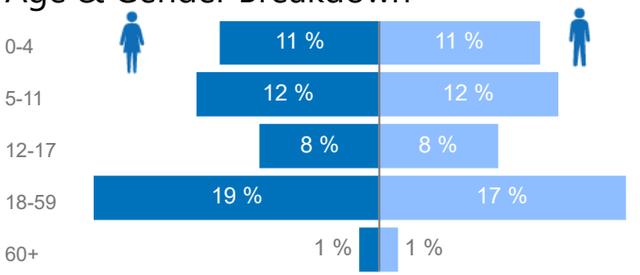

Specific Needs

- Top 7

12,214 4,870

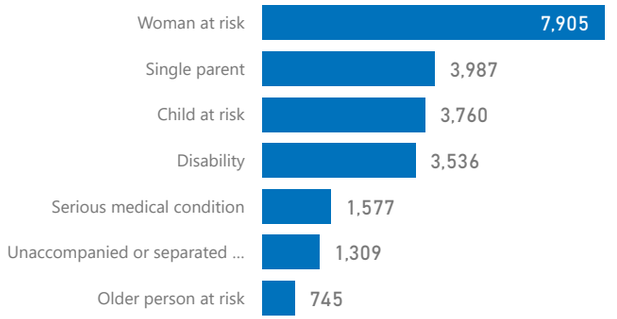

New Registration by Month

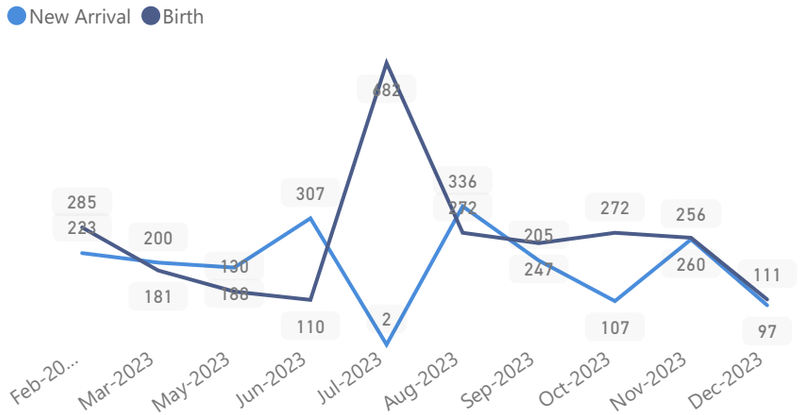

Occupation - Top 5

48 % Have occupation

* Age is between 18 - 59 years for Occupation
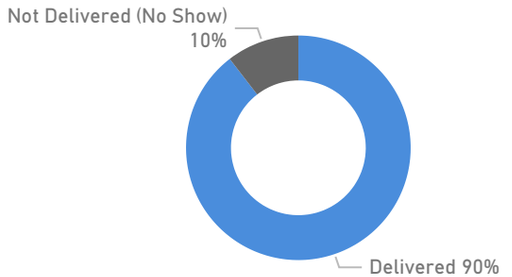
Assistance Status