UNHCR Burundi Operations
Overview

December 2023

UNHCR
The UN Refugee Agency

REPUBLIC OF BURUNDI
Operation overview

TOTAL POPULATION

330 500

85 200

refugees in camps and urban areas

2 300

asylum seekers

234 000

assisted returnees

8 200

internally displaced persons

800

persons at risk of statelessness

Statistics as of **31 December 2023** or lastest available



OPERATION OVERVIEW

While the number of people for whom UNHCR has been entrusted with a responsibility by the international community to protect and assist in Burundi continues to increase, the UN Refugee Agency faces an unprecedented funding gap. As of 31 December 2023, there were **330 500** persons needing life-saving aid, while the funding levels stood at only **35%**.

PEOPLE OF CONCERN

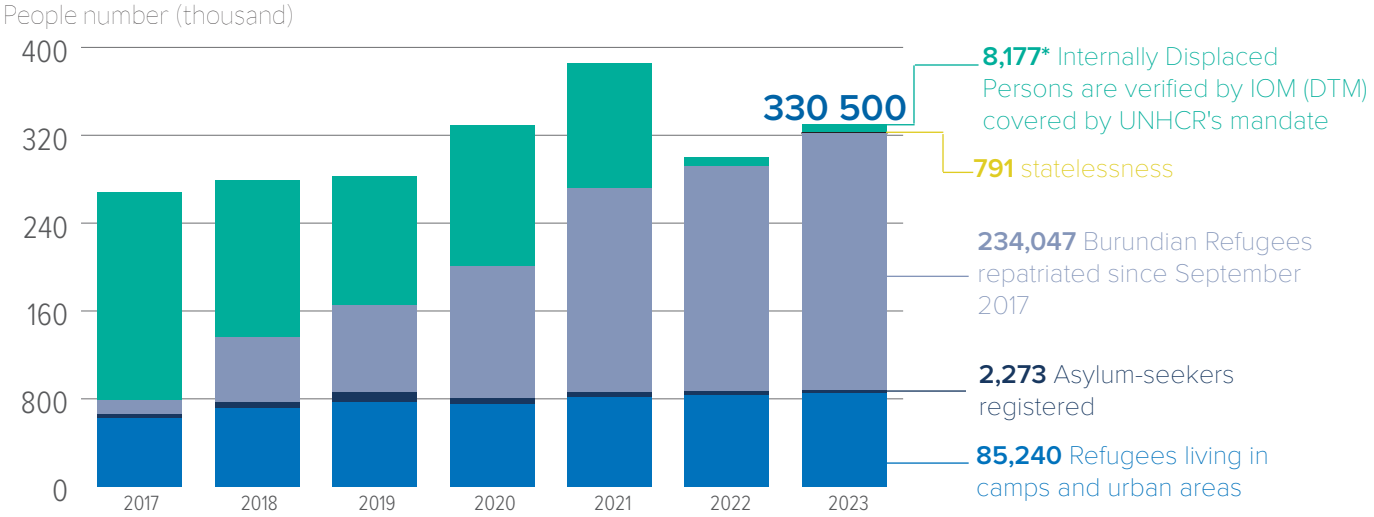

*The 8,177 IDP figure refers to the IDPs of concern to UNHCR. This figure has been revised down from the total 76,987 IDPs precedently reported in Burundi (IOM/DTM), most displaced due to natural disasters.

FUNDING

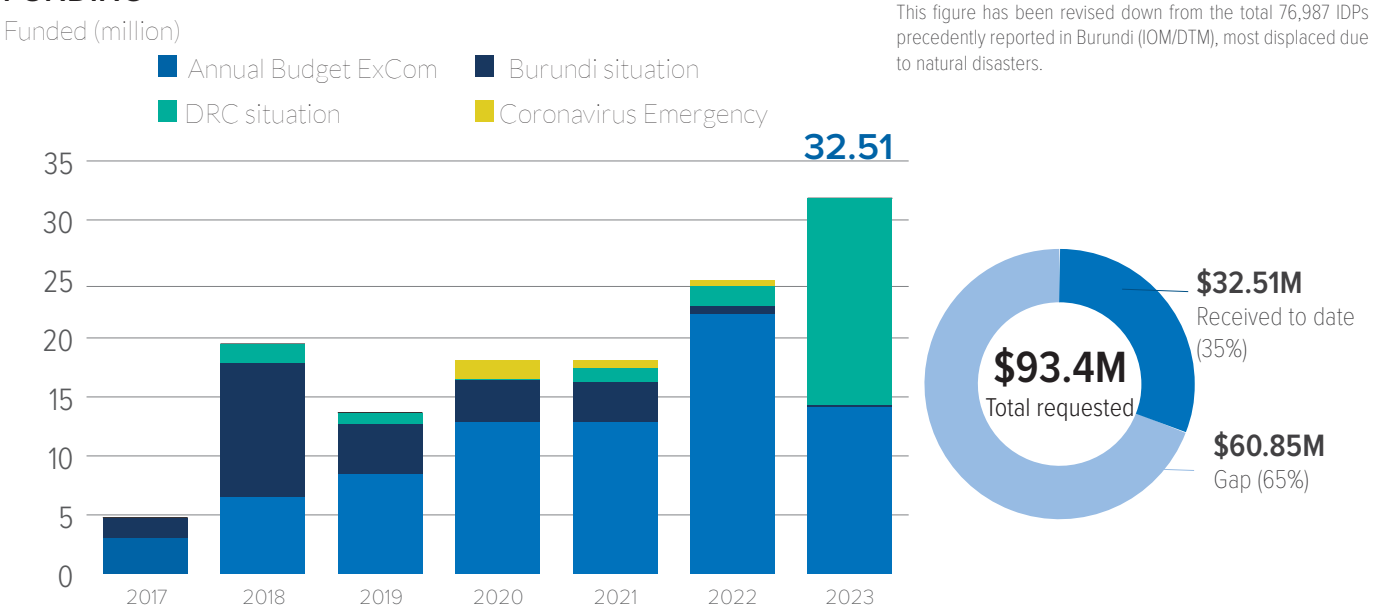

STAFFING

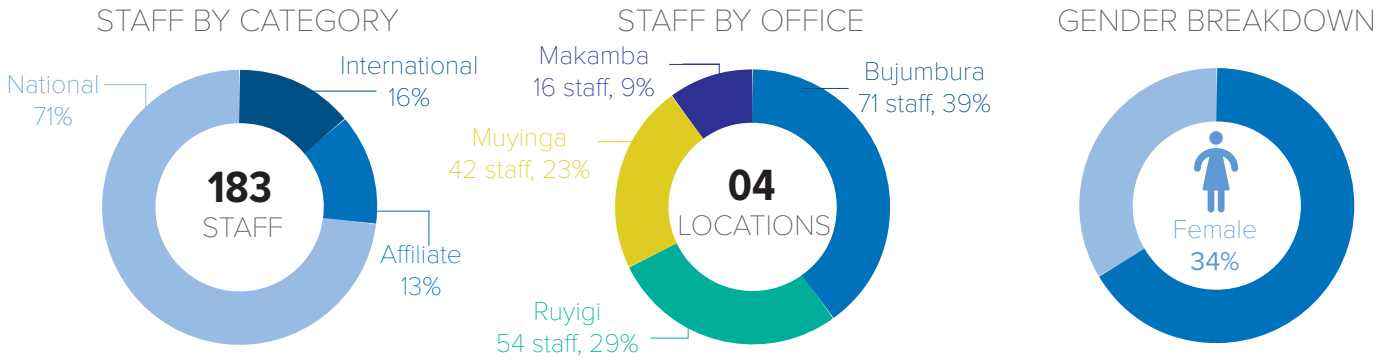

Summary by Donor | 2017 - 2023 | 2024

	Funded							Prevision
Donor	**2017**	**2018**	**2019**	**2020**	**2021**	**2022**	**2023**	**2024**
African Development Bank	-	589,667	825,533	-	-	-	-	-
Belgium	696,428	156,814	-	-	-	-	-	-
Canada	-	-	-	-	-	261,643	130,822	-
Central Emergency Response Fund	-	2,527,999	150,092	-	1,200,231	-	-	-
China	-	-	-	-	14,761	-	-	-
Denmark	-	-	-	-	-	-	275,060	-
ECHO	-	-	-	1,250,000	1,250,000	1,250,000	1,250,000	1,250,000
Emirates Red Crescent	-	-	-	230,000	-	-	-	-
European Union	-	-	-	1,209,429	1,483,671	4,109,415	2,634,040	-
France	434,311	580,720	200,000	284,414	293,083	-	873,362	-
Germany	-	-	-	-	1,242,246	2,713,349	317,692	-
Japan	-	1,500,000	-	-	627,809	-	2,400,000	-
Joint United Nations Programmes on HIV/AIDS	25,000	-	-	-	64,200	80,000	-	-
KOICA	-	-	-	-	-	450,000	-	2,300,000
Monaco	-	-	-	-	-	-	103,413	100,000
Priv. Donors France	-	-	-	-	-	746	1,004	-
Priv. Donors Hong Kong	-	-	-	-	-	191,000	-	-
Priv. Donors in Denmark	-	-	-	-	-	-	1,736,781	500,000
Priv. Donors Italy	-	-	-	-	-	341,402	277,308	-
Priv. Donors Switzerland	-	-	-	-	-	439	-	-
Priv. Donors Thailand	-	31,846	-	-	-	-	-	-
Republic of Korea	-	200,000	100,000	-	-	450,000	4,000,000	-
Sweden	583,363	1,539,978	827,267	-	-	-	-	-
United Kingdom of Great Britain and Northern Ireland	-	-	522,104	519,519	-	54	-	-
United Nations Great Lakes Regions Cross-Border Fund	-	169,359	-	-	-	-	-	-
United Nations Peacebuilding Fund	-	933,333	466,667	-	-	-	-	-
United States of America	3,000,000	11,223,930	10,142,000	15,558,850	11,915,753	16,196,566	16,696,672	-
UNO-Fluechtlingshilfe	-	-	-	-	-	413,039	-	
USA for UNHCR	-	-	-	-	-	-	500,025	
World Food Programme	-	23,891	423,573	17,482	-	-	-	-
Sub-Total	**4,739,102**	**19,477,537**	**13,657,236**	**19,069,694**	**18,091,754**	**26,457,654**	**31,196,179**	**4,150,000**
Indicative allocation of funds and adjustments						2,567,355	1,316,547	
Grand Total						**29,025,009**	**32,512,726**	**4,150,000**

Donor and country contributions | 2022 - 2023

Implementing partners | 2022 - 2023

Partners name	Partner type	Projet title	Pillar/area of intervention
COMMISSION NATIONALE INDEPENDANTE DES DROITS DE L'HOMME	GOVT	Coordination des activités de protection des Personnes Déplacées Internes, Rapatriées	Pillar 4 - IDP Project
INTERNATIONAL RESCUE COMMITTEE, Inc	INTLNGO	Assistance aux PBS et Logistique (Gestion du carburant et Garage)	Pillar 1,3 - Refugee Programme and Reintegration Project
CED - CARITAS BURUNDI	LOCALNGO	Distribution des vivres et non vivres dans les camps et aux rapatriés de l'Est	Pillar 1,3 - Refugee Programme and Reintegration Project
MINISTERE DE L'INTERIEUR, DU DEVELOPPEMENT COMMUNAUTAIRE ET DE LA SECURITE PUBLIQUE	GOVT	Accueil et Accompagnement des Rapatriés	Pillar 3 - Reintegration Project
CONSEIL POUR EDUCATION AND DEVELOPMENT, BURUNDI	LOCALNGO	Assistance camps de réfugiés en abris, infrastructures, WASH et énergie/ construction centre Covid19	Pillar 1,3 - Refugee Programme and Reintegration Project
OFFICE NATIONAL DE PROTECTION DES REFUGIES ET APATRIDES	GOVT	Accueil, Enregistrement, Documentation, DSR, Administration et Gestion des camps des réfugiés	Pillar 1,2 - Refugee and Stateless Programme
RET INTERNTIONAL	INTLNGO	Appui à l'autonomisation des réfugiés dans les camps et bourses d'études universitaires réf./rap.	Pillar 1,3 - Refugee Programme and Reintegration Project
COMMISSION EPISCOPALE JUSTICE ET PAIX	LOCALNGO	Monitoring de protection des rapatriés Burundais	Pillar 3 - Reintegration Project
STICHTING RED EEN KING (Help a Child)	INTLNGO	Distribution vivres/non vivres aux Réfugiés des camps Musasa et Kinama, aux Rapatriés et aux IDPs	Pillar 1,3,4 - Refugee Programme and Reintegration and IDP Project
WE WORLD - G.V.C. Organizzazione Non lucrativa di Utilita Sociale	INTLNGO	Assistance santé/nutrition aux Réfugiés, screening et assistance médicale aux Rapatriés dans les CTs	Pillar 1,3 - Refugee Programme and Reintegration Project
ICIRORE C'AMAHORO	LOCALNGO	Assistance Legale pour les Réfugiés dans les camps et en milieu urbain et les Rapatriés.	Pillar 1,3 - Refugee Programme and Reintegration Project
SAVE THE CHILDREN INTERNATIONAL	INTLNGO	Prévention des GBV et PE pour les réfugiés dans les camps et en milieu urbain et Monitoring de Prot.	Pillar 1 - Refugee Programme
JESUIT REFUGEE SERVICE	INTLNGO	Appui à l'Education des Réfugiés dans les camps et en Milieu Urbain	Pillar 1 - Refugee Programme
AFRICAN INITIATIVE FOR RELIEF AND DEVELOPMENT	INTLNGO	Assistance en abris et NFIs et Appui logistique aux opérations du HCR au Burundi	Pillar 1,3 - Refugee Programme and Reintegration Project
WORLD VISION INTERNATIONAL	INTLNGO	Soutien des rapatriés dans les domaines WASH, PBS, SGBV, Child Protection, Education	Pillar 3 - Reintegration Project
MINISTERE DE LA SANTE PUBLIQUE ET DE LA LUTTE CONTRE LE SIDA DE LA REPUBLIQUE DU BDI	GOVT	Depistage COVID-19 des Rapatriés dans les centres de transit	Pillar 3 - Reintegration Project

Refugees and asylum seekers

as of 31 December 2023

Key figures

87,513 *Refugees and asylum seekers*

85,240 *Refugees*

2,273* *Asylum seekers*

62,290** *registered by BIMS*

Breakdown of refugees and asylum seekers by gender and age

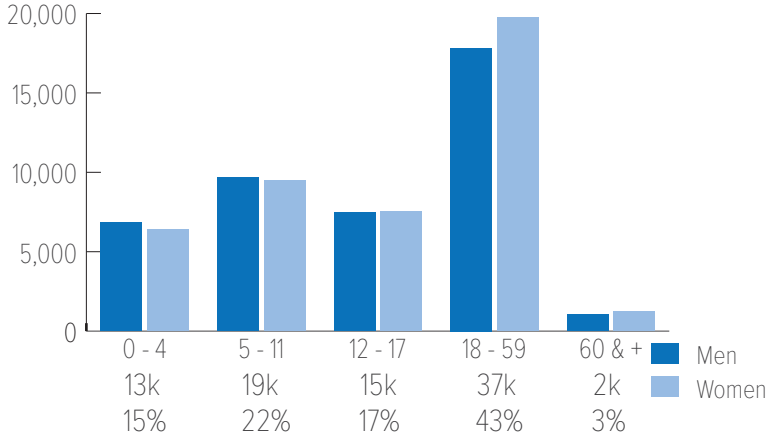

27% ***Boys*** *below 18 years*

27% ***Girls*** *below 18 years*

21% ***Men*** *over 18 years*

22% ***Women*** *over 18 years*

3% *are elderly*

Refugees by location type

Location	Number	Percentage
Urban	32,628	37%
Kavumu	18,041	21%
Nyankanda	11,362	13%
Bwagiriza	9,601	11%
Musasa	8,531	10%
Kinama	7,350	8%
Grand Total	**87,513**	

32,628 *Urban*

54,885 *in the camps*

Refugees by country of origin

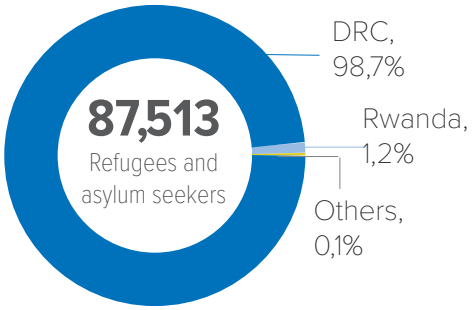

Refugee camps and urban areas

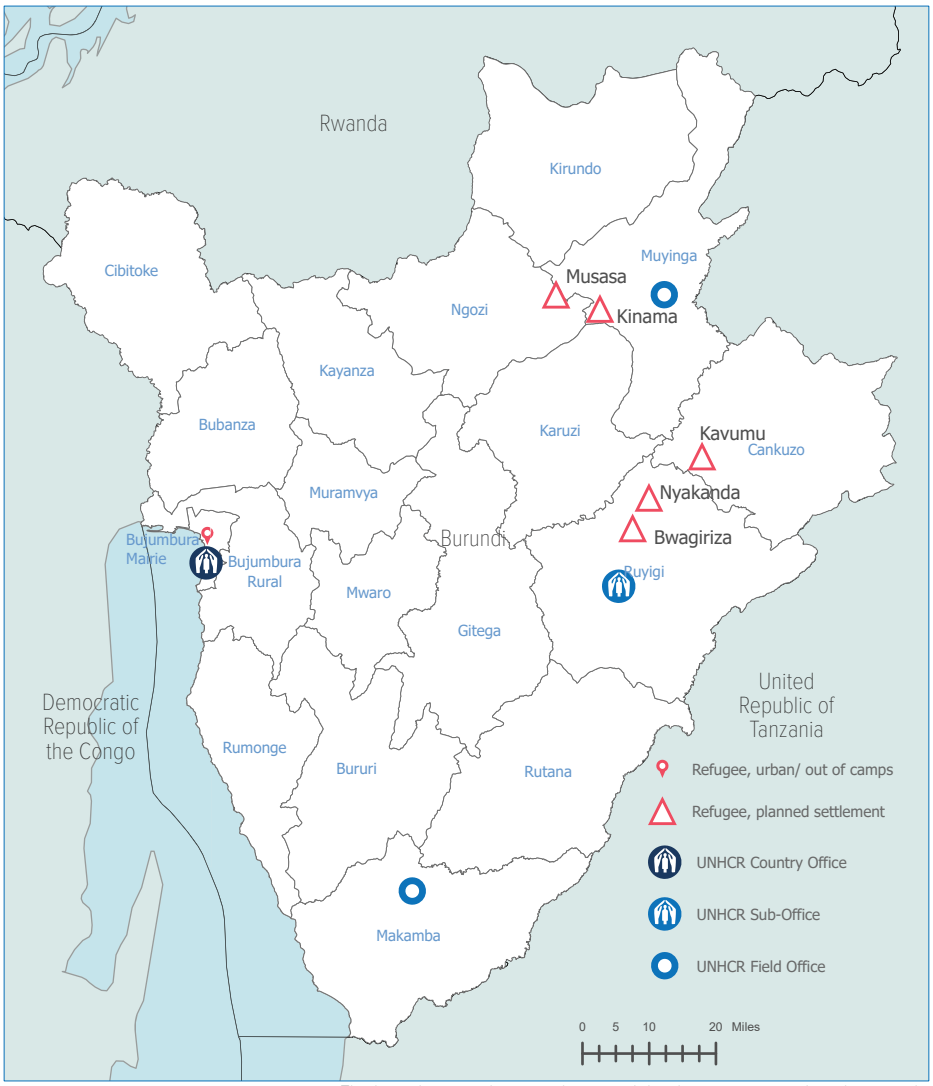

The boundaries and names shown and the designations used on this map do not imply official endorsement or acceptance by the United Nations.

Donor and country contributions

Co-funded by European Union

WORLD DIABETES FOUNDATION

* They are mainly in urban areas.
** More than 3/4 of the people who are not fingerprinted are children under the age of 5 (as this is not a requirement).

Burundian voluntary repatriation

as of 31 December 2023

HIGHLIGHTS

UNHCR and partners have been facilitating the voluntary repatriation of Burundian refugees since 2017. These refugees have been returning after making free and informed decisions. More than 234 000 Burundian refugees had been recorded as having returned by the end of December 2023. Most are from Tanzania, Rwanda, the Democratic Republic of the Congo, Kenya, and other countries. These returns take place under the framework of the Tripartite Agreements between the Government of Burundi, the Governments of countries of asylum, and UNHCR, with all parties having committed to respect the voluntary nature of these returns.

Key figures

234,047
since 2017

26,486
in 2023 (97 convoys and flights)

709
convoys and flights (since 2017)

Breakdown by gender and age

49% *men*

51% *women*

56% *children*

Returnees by country of asylum

Countries of asylum	2023	Since 2017
Tanzania	19,527	164,814
Rwanda	325	32,126
D. R. Congo	4,504	17,397
Kenya	273	3,354
Uganda	1,446	15,646
Mozambique	48	207
Others	363	503
TOTAL	**26,486**	**234,047**

Reintegration package (for 3 months)

Non-Food Items
Basic NFI (kitchen set, soap, blankets, loincloths for women, jerrycans, buckets, mosquito nets, plastic mat, plastic sheet, flannel, travel bag, ...) provided by UNHCR.

Food assistance
Food rations for 3 months provided by WFP (beans, oil, corn flour, salt).

Cash grant
Cash assistance provided by UNHCR through mobile cash. The equivalent of 200 USD (560,778 BIF) per person.

Secondary trans.
The returnees are transported to their return commune then the returnee covers transport to the hills.

Burundian refugees in the region

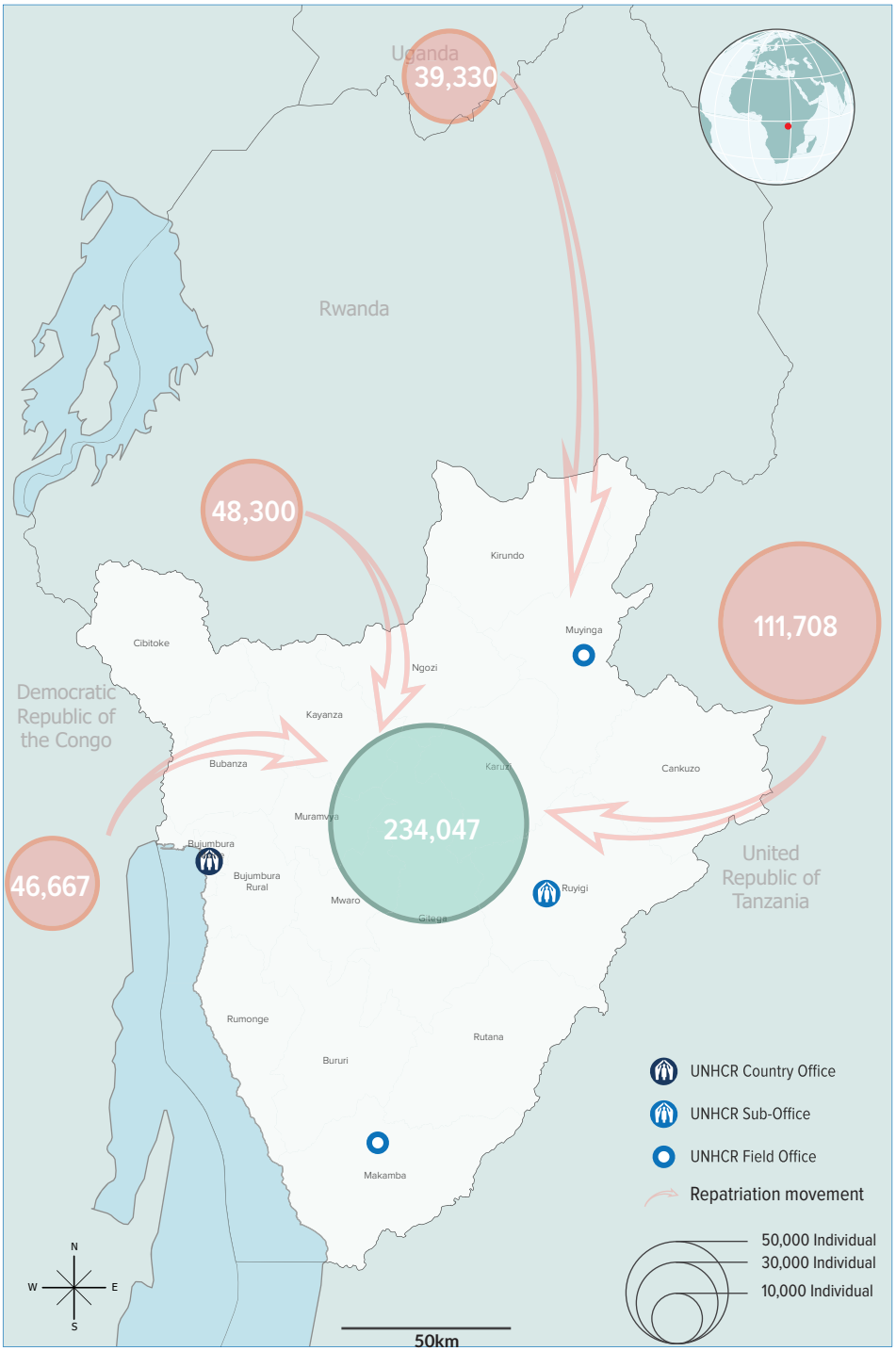

The boundaries and names shown and the designations used on this map do not imply official endorsement or acceptance by the United Nations.

Donor and country contributions

Co-funded by European Union
WORLD DIABETES FOUNDATION
KOICA Korea International Cooperation Agency

Since 2017, UNHCR has supported the voluntary repatriation of over 234 000 returnees, including 65,000 in 2021 and 21,788 in 2022. Upon the arrival of returnees in their province of return, UNHCR and its partners conduct follow-up activities to review their level of reintegration. Monitoring data indicates a low capacity of returnees to access essential social services, which makes some refugees reluctant to return. Despite efforts by the Government of Burundi with support from humanitarian and development actors, access to housing, land, and employment remains a significant challenge. For example, over 69% of returnees are not satisfied with their level of food security. Nevertheless, there have been improvements in the security and justice sectors (land dispute resolution) compared to previous years.

MEASURABLE RESULTS BY SECTOR

PROTECTION

The respondents reported that at least 74% of adults in households have national identity cards. 75% of children received birth certificates in 2023 (compared to 69% in 2022), a significant improvement resulting from registration campaigns.

EDUCATION

57% of the children who arrived this year, compared to 52% in 2022, are enrolled in school. The observed decrease is due to the fact that the majority of children arrived during the second semester and experienced difficulties in enrolling and adapting to the Burundian education system.

HEALTH

68% of returnee households do not have a health insurance card compared to 70% in 2022. 82% of returnee children arriving in 2022 are vaccinated against measles from asylum countries. The major challenge is accessing quality healthcare services in the return areas.

WATER, HYGIENE AND SANITATION

85% of households in 2022 reported having access to safe water. More than 90% of them find water within two kilometers. During the drought period, there is an increased need for containers to store sufficient quantities of water at the household level.

SHELTER

28% of returnees live in their own homes. 41% live in rented houses; 68% of this group are in Muyinga, Cibitoke, Kirundo, and Ruyigi provinces. The returnee community is in great need of support in terms of shelter kits and building materials.

FOOD SECURITY

64% of returnee households eat only once a day. 76% of the returning households reported never having received food aid after the one they received upon arrival at the transit center.

ACCESS TO LAND

In 2023, 38% of repatriated households used their cash allowance for the acquisition of land (fields), but only 13% were able to practice farming during the last cropping season. The challenges are the lack of seeds and agricultural tools.

LIVELIHOODS

88% of returnee households report living on less than USD 1 per month on average. Many returnees living in border areas cross the border back and forth to engage in temporary labor.

DONORS

Co-funded by European Union

KOICA Korea International Cooperation Agency