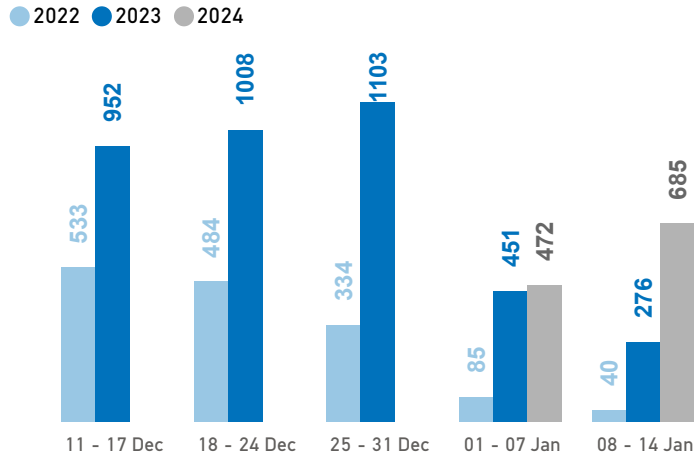


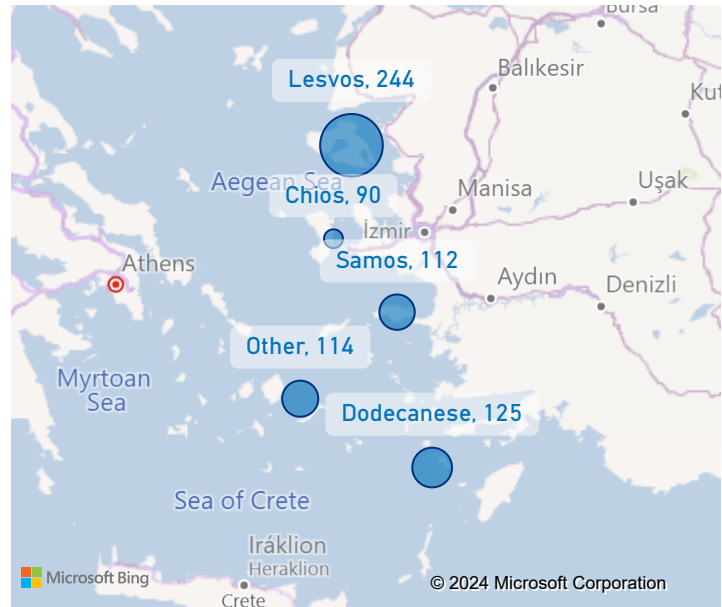
Aegean Islands Weekly Snapshot

Sea arrivals

This week, the Aegean islands saw 685 arrivals, an increase from last week's 472. The average of the daily arrivals on the Aegean islands for this week is 98.



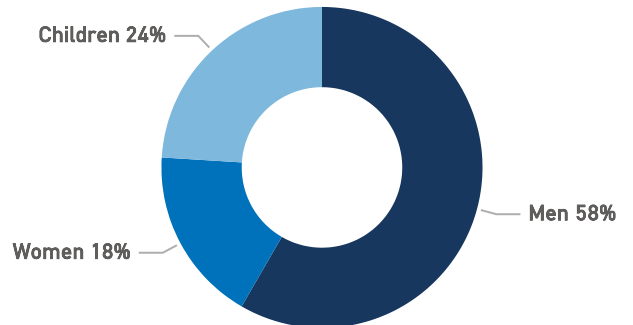
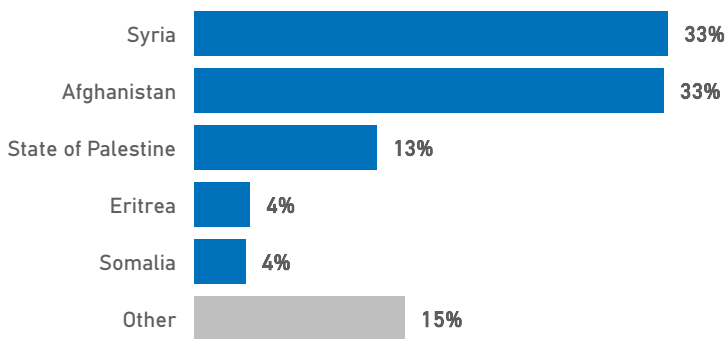
Entry Points



Population in the CCACs

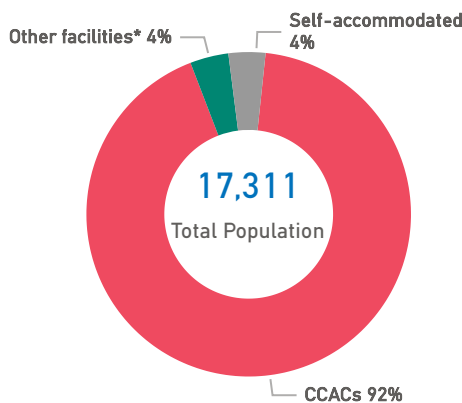
Currently, 16,012 refugees and migrants reside in the Closed Controlled Access Center(s).

Most of them are from Syria (33%), Afghanistan (33%) and State of Palestine (13%). Men account for 58% of the population, women for 18% and children for 24%.



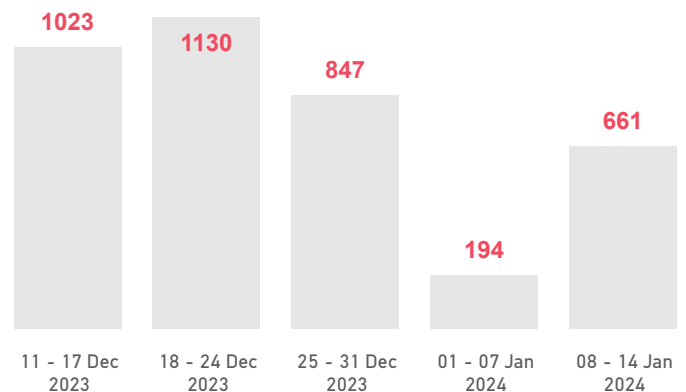
Population on the Islands

There are 17,311 refugees and migrants on the Aegean islands. Out of this total, 16,012 reside at the CCACs and 663 are hosted in other facilities. UNHCR estimates that there are also 636 self-accommodated in the islands.



Departures

This week, 661 refugees and migrants departed from the Aegean islands to the mainland.



Published on 16/01/2024

more information: [UNHCR Operational Portal - Greece](#)

*Other facilities include shelters for unaccompanied children, detention facilities, etc.

Refugees and migrants includes asylum-seekers, beneficiaries of international protection and people out of the asylum procedure.

Departures to the mainland mainly include: i) transfers in the context of IOM Assisted Voluntary Return and Reintegration programme, ii) transfers of unaccompanied children to State-run facilities, iii) organized transfers supported by the government, including controlled facilities for temporary accommodation of asylum-seekers in the mainland/sites, and iv) those who depart on their own means.

Data Sources: Population data - Partial Data from the Government and other sources; Arrivals/Departures - Hellenic Police, Hellenic Coastguard

Figures are subject to future adjustment based on consolidated figures provided by the authorities. Percentages may not add up to 100 due to rounding and slightly differ between the text and graphs.

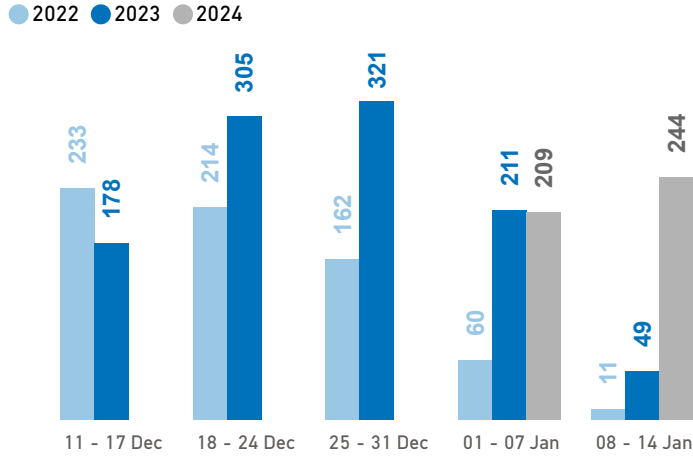
The boundaries, the names shown and the designations used on the map do not imply official endorsement or acceptance by the United Nations.

Lesvos Weekly Snapshot

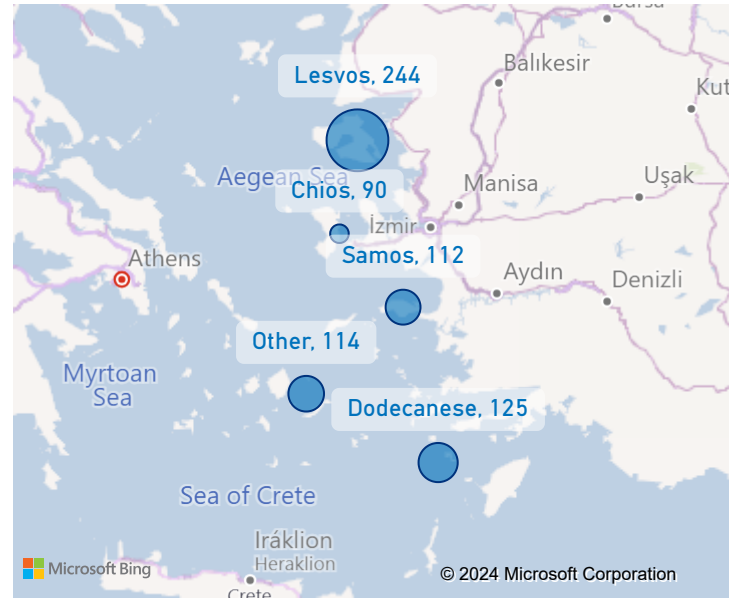
Sea arrivals

This week, Lesvos saw 244 arrivals, an increase from last week's 209.

The average of the daily arrivals on Lesvos for this week is 35.



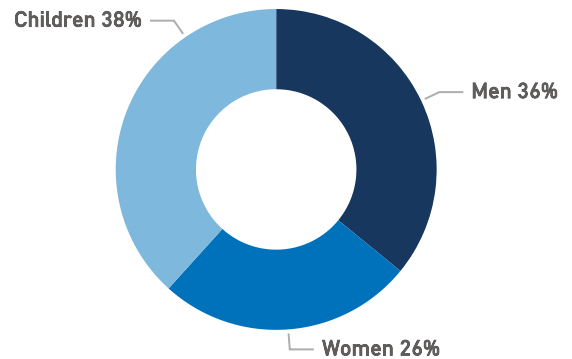
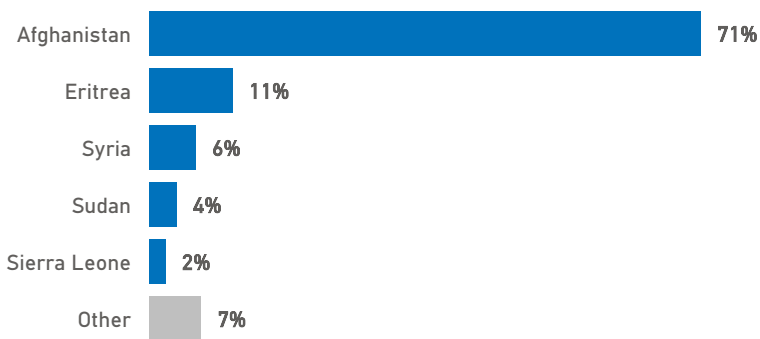
Entry Points



Population in the CCAC

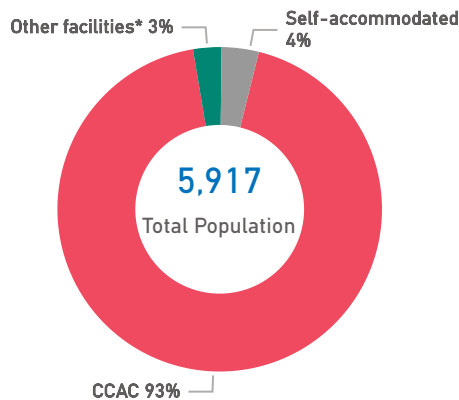
Currently, 5,531 refugees and migrants reside in the Closed Controlled Access Center.

Most of them are from Afghanistan (71%), Eritrea (11%) and Syria (6%). Men account for 36% of the population, women for 26% and children for 38%.



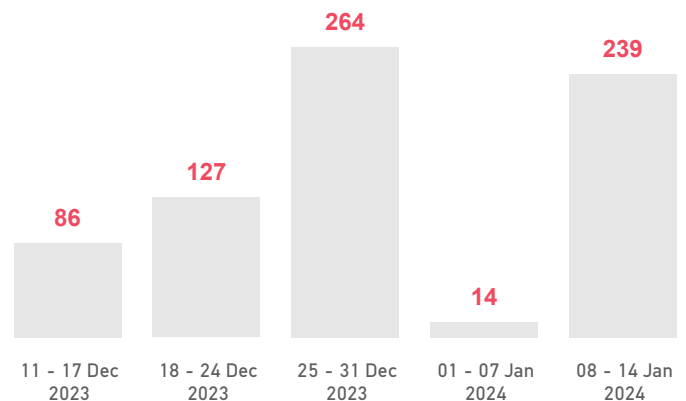
Population on the Island

There are 5,917 refugees and migrants on Lesvos. Out of this total, 5,531 reside at the CCAC and 167 are hosted in other facilities. UNHCR identified 219 self-accommodated refugees in the island up to this date.



Departures

This week, 239 refugees and migrants departed from Lesvos to the mainland.



Published on 16/01/2024

more information: [UNHCR Operational Portal - Greece](#)

*Other facilities include shelters for unaccompanied children, detention facilities, etc.

Refugees and migrants includes asylum-seekers, beneficiaries of international protection and people out of the asylum procedure.

Departures to the mainland mainly include: i) transfers in the context of IOM Assisted Voluntary Return and Reintegration programme, ii) transfers of unaccompanied children to State-run facilities, iii) organized transfers supported by the government, including controlled facilities for temporary accommodation of asylum-seekers in the mainland/sites, and iv) those who depart on their own means.

Data Sources: Population data - Partial Data from the Government and other sources; Arrivals/Departures - Hellenic Police, Hellenic Coastguard

Figures are subject to future adjustment based on consolidated figures provided by the authorities. Percentages may not add up to 100 due to rounding and slightly differ between the text and graphs.

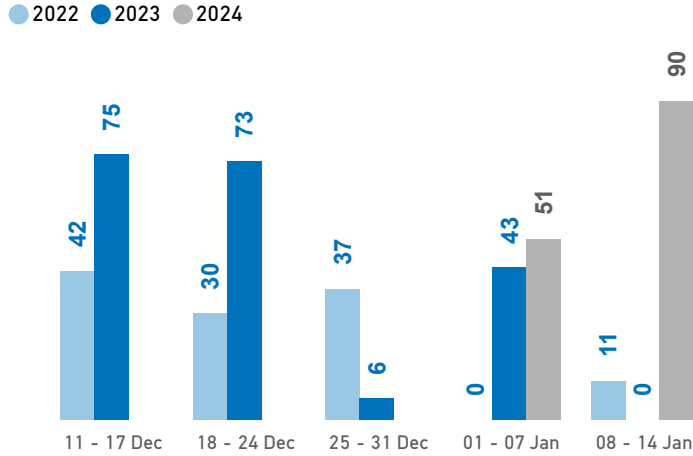
The boundaries, the names shown and the designations used on the map do not imply official endorsement or acceptance by the United Nations.

Chios Island Weekly Snapshot

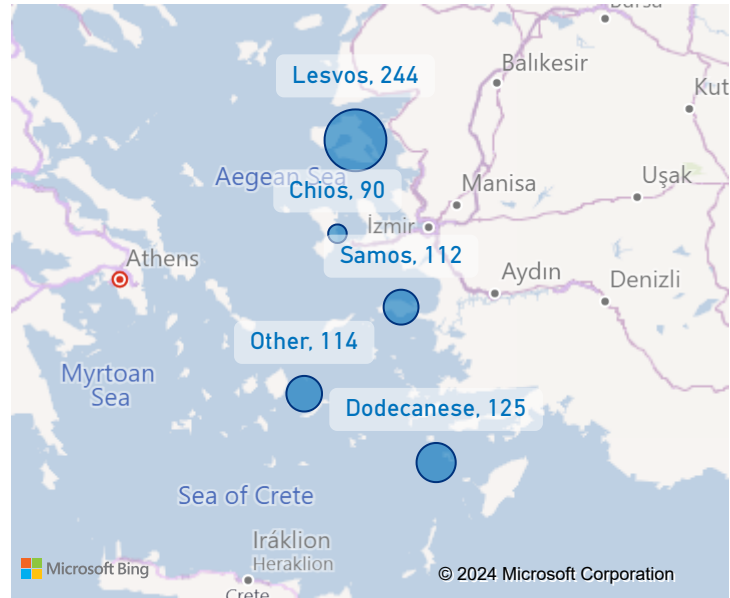
Sea arrivals

This week, Chios island saw 90 arrivals, an increase from last week's 51.

The average of the daily arrivals on Chios island for this week is 13.



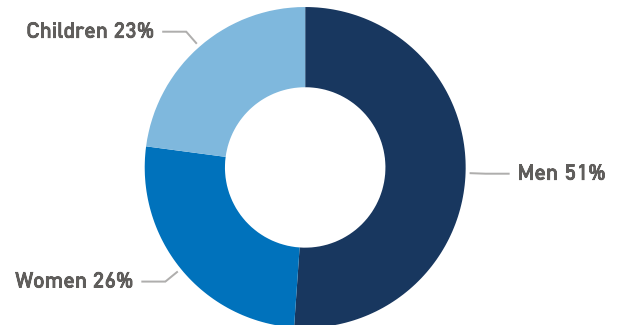
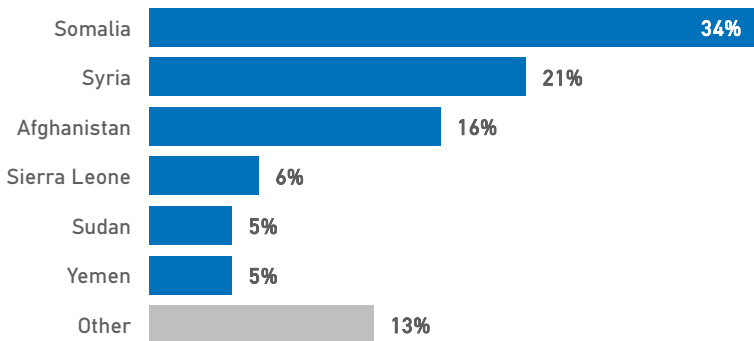
Entry Points



Population in the CCAC

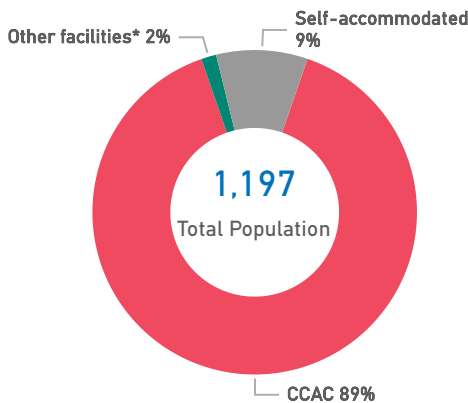
Currently, 1,070 refugees and migrants reside in the Closed Controlled Access Center.

Most of them are from Somalia (34%), Syria (21%) and Afghanistan (16%). Men account for 51% of the population, women for 26% and children for 23%.



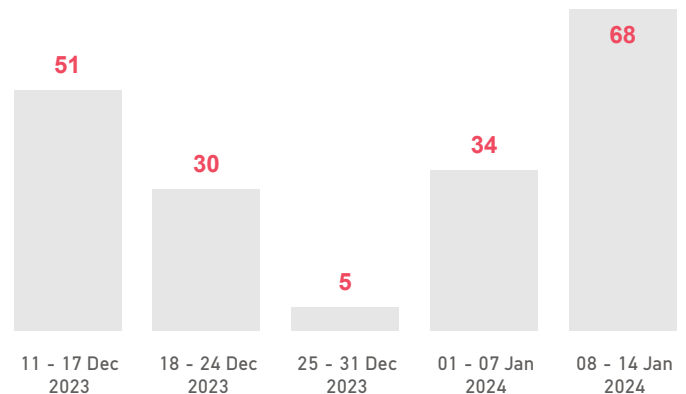
Population on the Island

There are 1,197 refugees and migrants on Chios island. Out of this total, 1,070 reside at the CCAC and 18 are hosted in other facilities. UNHCR estimates that there are also 109 self-accommodated in the island.



Departures

This week, 68 refugees and migrants departed from Chios island to the mainland



Published on 16/01/2024

more information: [UNHCR Operational Portal - Greece](#)

*Other facilities include shelters for unaccompanied children, detention facilities, etc.

Refugees and migrants includes asylum-seekers, beneficiaries of international protection and people out of the asylum procedure.

Departures to the mainland mainly include: i) transfers in the context of IOM Assisted Voluntary Return and Reintegration programme, ii) transfers of unaccompanied children to State-run facilities, iii) organized transfers supported by the government, including controlled facilities for temporary accommodation of asylum-seekers in the mainland/sites, and iv) those who depart on their own means.

Data Sources: Population data - Partial Data from the Government and other sources; Arrivals/Departures - Hellenic Police, Hellenic Coastguard

Figures are subject to future adjustment based on consolidated figures provided by the authorities. Percentages may not add up to 100 due to rounding and slightly differ between the text and graphs.

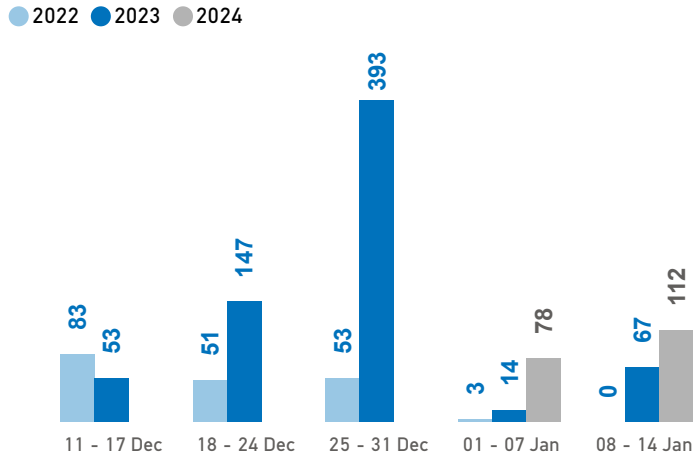
The boundaries, the names shown and the designations used on the map do not imply official endorsement or acceptance by the United Nations.

Samos Island Weekly Snapshot

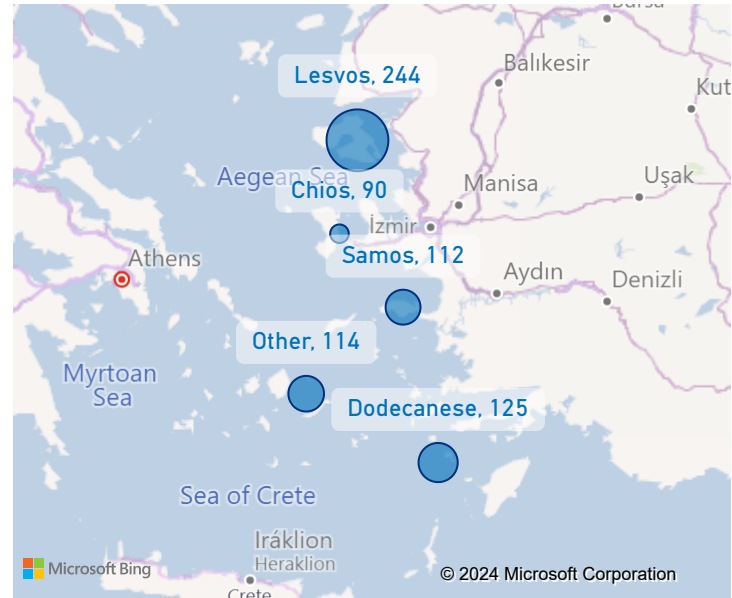
Sea arrivals

This week, Samos island saw 112 arrivals, an increase from last week's 78.

The average of the daily arrivals on Samos island for this week is 16.



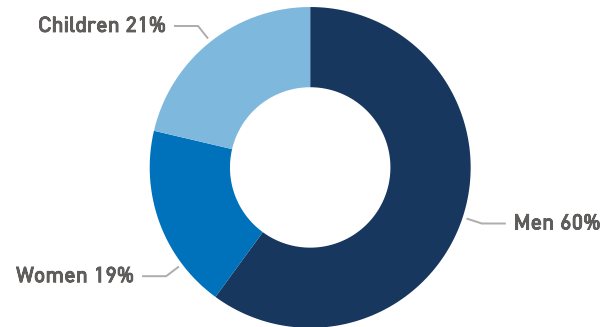
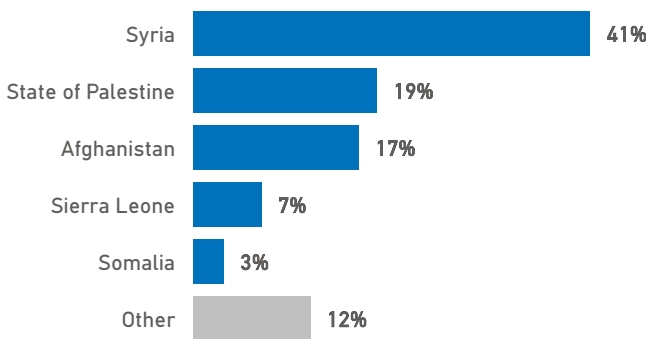
Entry Points



Population in the CCAC

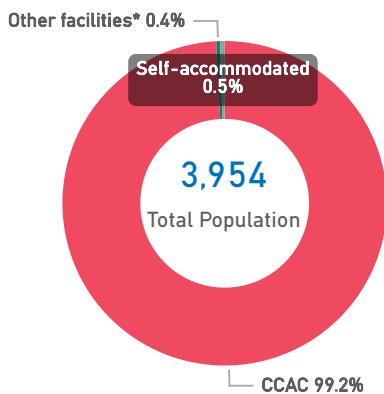
Currently, 3,921 refugees and migrants reside in the Closed Controlled Access Center.

Most of the registered population are from Syria (41%), State of Palestine (19%) and Afghanistan (17%). Men account for 60% of the population, women for 19% and children for 21%.



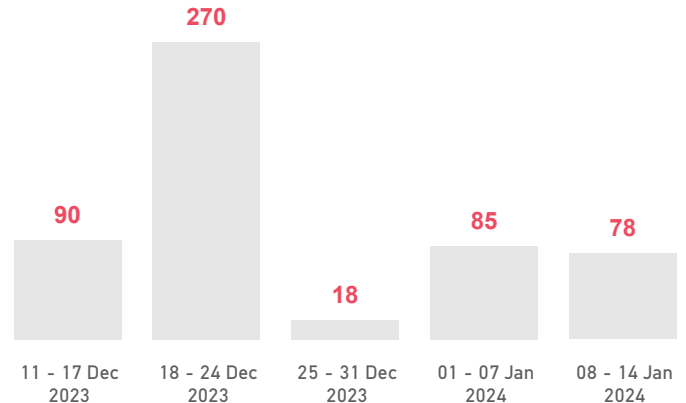
Population on the Island

There are 3,954 refugees and migrants on Samos island. Out of this total, the 3,921 reside at the CCAC and 15 are hosted in other facilities. UNHCR estimates that there are also 18 self-accommodated in the island.



Departures

This week, 78 refugees and migrants departed from Samos island to the mainland.



Published on 16/01/2024

more information: [UNHCR Operational Portal - Greece](#)

*Other facilities include shelters for unaccompanied children, detention facilities, etc.

Refugees and migrants includes asylum-seekers, beneficiaries of international protection and people out of the asylum procedure.

Departures to the mainland mainly include: i) transfers in the context of IOM Assisted Voluntary Return and Reintegration programme, ii) transfers of unaccompanied children to State-run facilities, iii) organized transfers supported by the government, including controlled facilities for temporary accommodation of asylum-seekers in the mainland/sites, and iv) those who depart on their own means.

Data Sources: Population data - Partial Data from the Government and other sources; Arrivals/Departures - Hellenic Police, Hellenic Coastguard

Figures are subject to future adjustment based on consolidated figures provided by the authorities. Percentages may not add up to 100 due to rounding and slightly differ between the text and graphs.

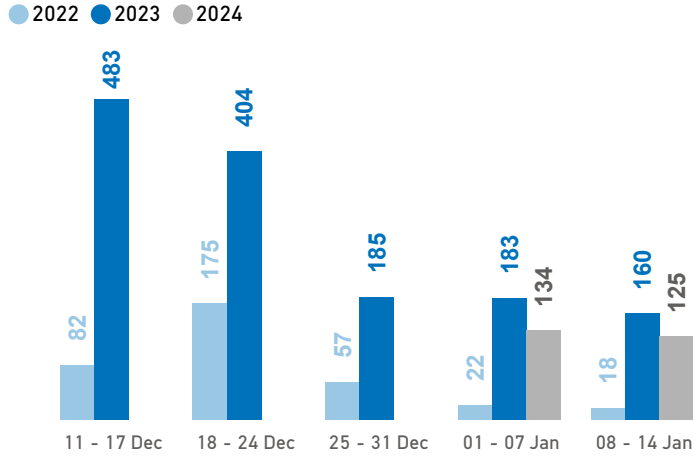
The boundaries, the names shown and the designations used on the map do not imply official endorsement or acceptance by the United Nations.

Dodecanese Islands Weekly Snapshot

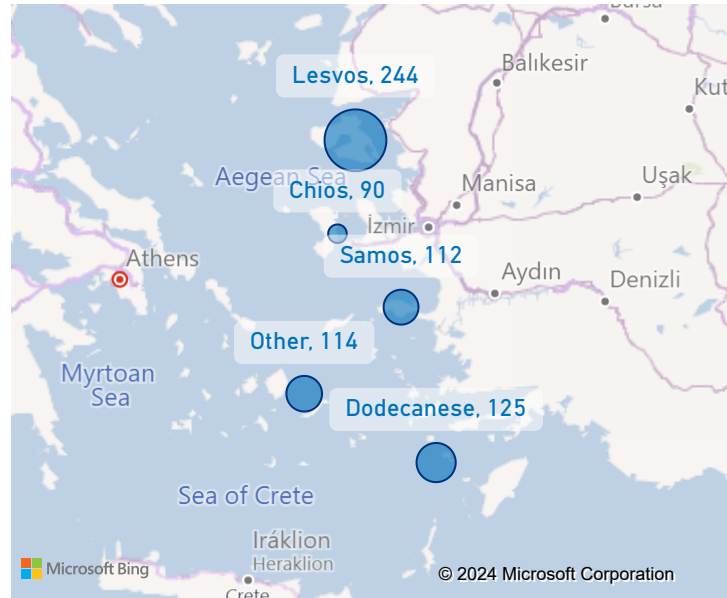
Sea arrivals

This week, the Dodecanese islands saw 125 arrivals, a decrease from last week's 134.

The average of the daily arrivals on the Dodecanese islands for this week is 18.



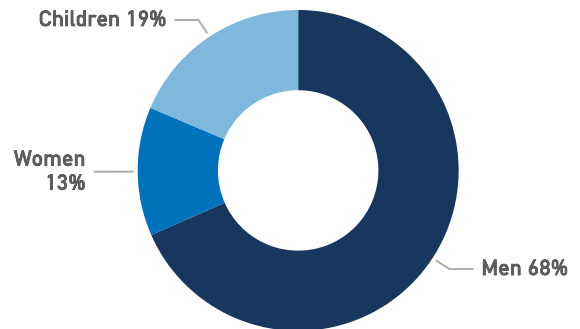
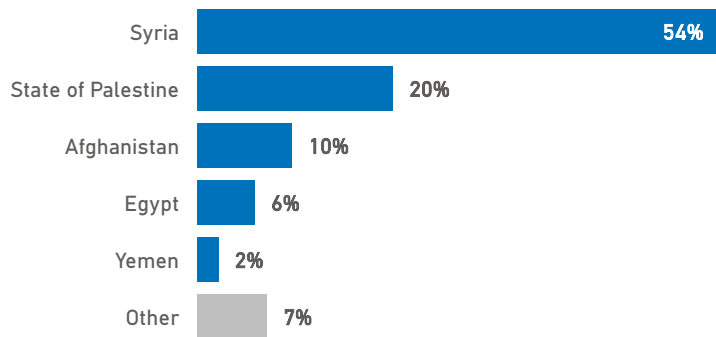
Entry Points



Population in Kos CCAC and Leros CCAC

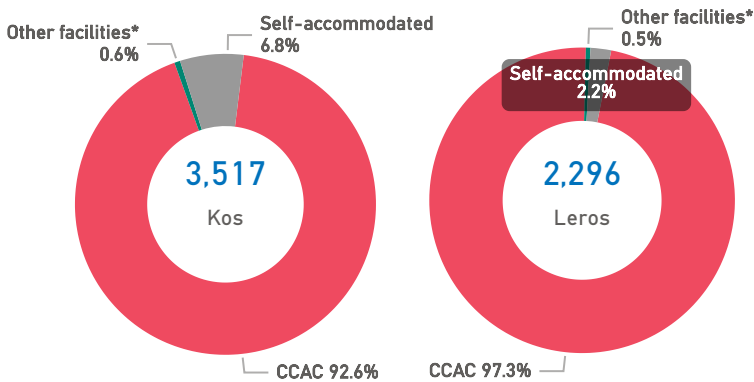
Currently, 5,490 refugees and migrants reside in Kos CCAC and Leros CCAC.

Most of them are from Syria (54%), State of Palestine (20%) and Afghanistan (10%). Men account for 68% of the population, women for 13% and children for 19%.



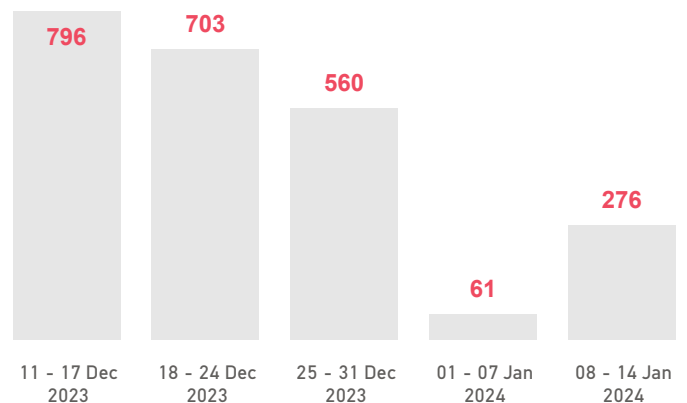
Population on the Dodecanese Islands

There are 5,813 refugees and migrants on the Dodecanese islands. Out of this total, 3,255 reside at the CCAC in Kos, and 2,235 at the CCAC Leros. In Kos, an estimated 240 people are self-accommodated and an additional 22 are hosted in other facilities, while in Leros, an estimated 50 people are self-accommodated, with an additional 11 being hosted in other facilities.



Departures

This week, 276 refugees and migrants departed from the Dodecanese islands to the mainland.



Published on 16/01/2024

more information: [UNHCR Operational Portal - Greece](#)

*Other facilities include shelters for unaccompanied children, detention facilities, etc.

Refugees and migrants includes asylum-seekers, beneficiaries of international protection and people out of the asylum procedure.

Departures to the mainland mainly include: i) transfers in the context of IOM Assisted Voluntary Return and Reintegration programme, ii) transfers of unaccompanied children to State-run facilities, iii) organized transfers supported by the government, including controlled facilities for temporary accommodation of asylum-seekers in the mainland/sites, and iv) those who depart on their own means.

Data Sources: Population data - Partial Data from the Government and other sources; Arrivals/Departures - Hellenic Police, Hellenic Coastguard

Figures are subject to future adjustment based on consolidated figures provided by the authorities. Percentages may not add up to 100 due to rounding and slightly differ between the text and graphs.

The boundaries, the names shown and the designations used on the map do not imply official endorsement or acceptance by the United Nations.