



Tanzania Refugee Population Update

as of 31 December 2023



Key Figures

241,397*
Population of Concern

83.1%
200,488
Living in camps

7.9%
19,100
Living in settlements

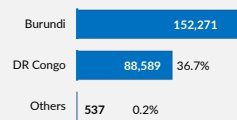
8.9%
21,507
Living in villages

0.1%
302
Living in urban area

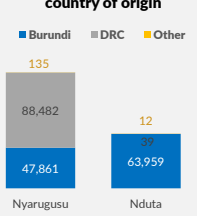
83%
201,249
Refugees

17%
40,148
Asylum-seekers

Country of origin



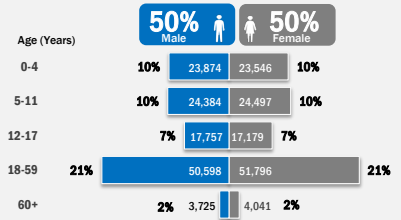
Camp-based population by country of origin



Age and Gender

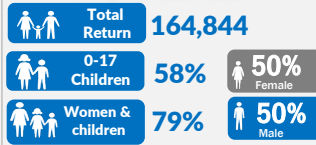
54%
Children

3%
Older People



Durable Solutions

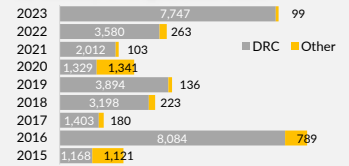
Voluntary return of Burundian refugees, 2017-2023



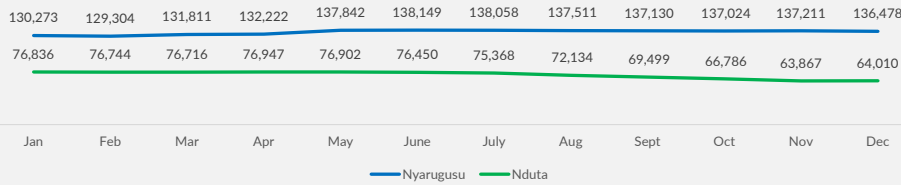
Local integration

162,000 former Burundian refugees (1972) granted citizenship by the Government of Tanzania.

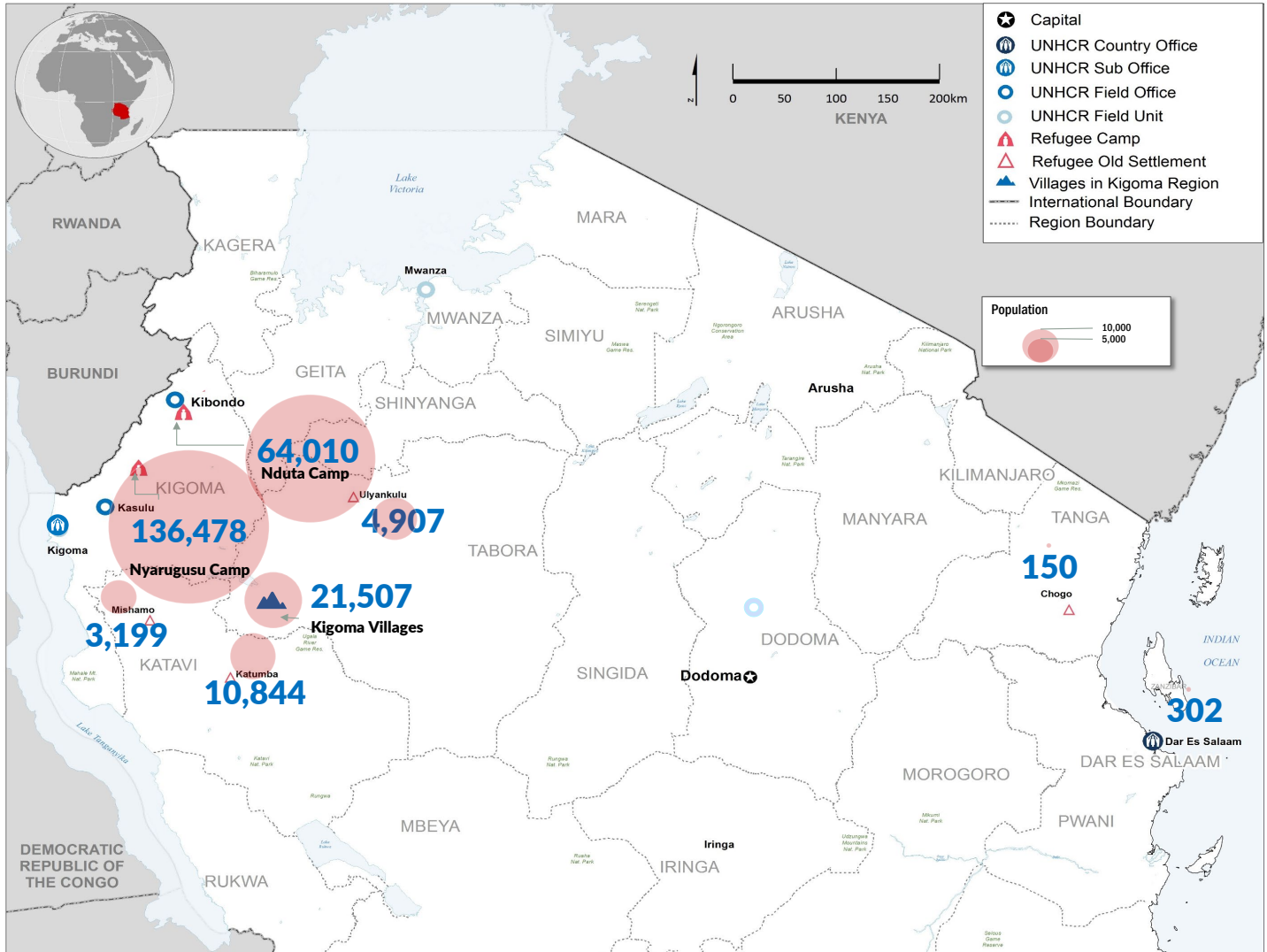
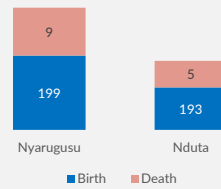
Resettlement departures by country of origin, 2015-2023



Camp population trend: January 2023 to December 2023



Births vs Deaths



The boundaries and names shown and the designations used on this map do not imply official endorsement or acceptance by the United Nations. Sources: Boundaries: UNCS; Background: USGS; Data: Government of Tanzania, UNHCR. For more information, please contact: MALLYA@unhcr.org or visit: <https://data2.unhcr.org/en/situations/burundi/location>