



The Government of Slovakia is leading the refugee response, with the support of the humanitarian community in the country, including the civil society and a strong network of volunteers. The Ministry of Interior coordinates the refugee response, in cooperation with other line Ministries.

The 2024 inter-agency Refugee Response Plan (RRP) in Slovakia brings together 25 partners, including 17 national NGOs, 1 international NGO, and 7 UN Agencies. RRP partners work closely with the civil society, volunteers, the academia, cultural and sport associations to enhance synergies and complementarities, ensuring the best possible outcomes as outlined in this Plan.



150,000

targeted refugee population



\$59.9 M

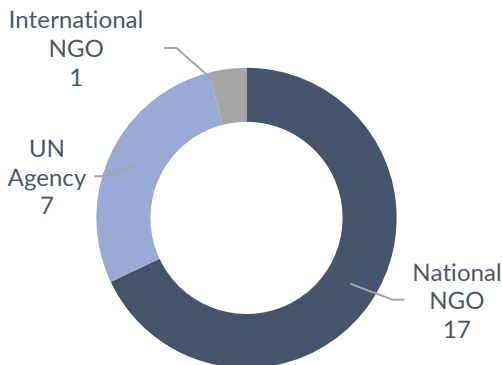
total inter-agency financial requirements in USD



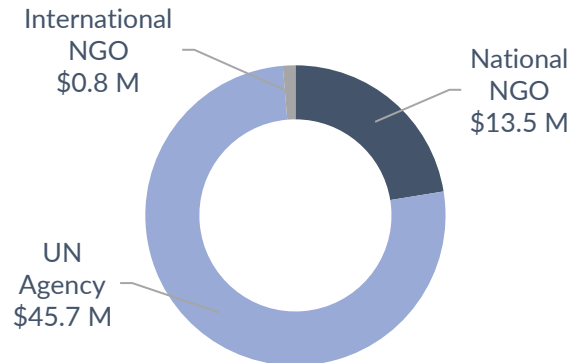
25

partners involved

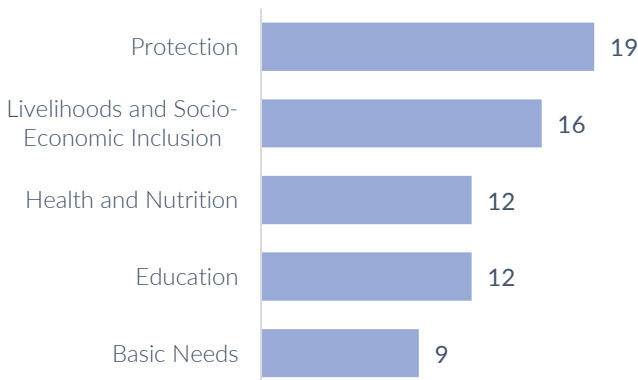
PARTNERS BY TYPE OF ORGANIZATION



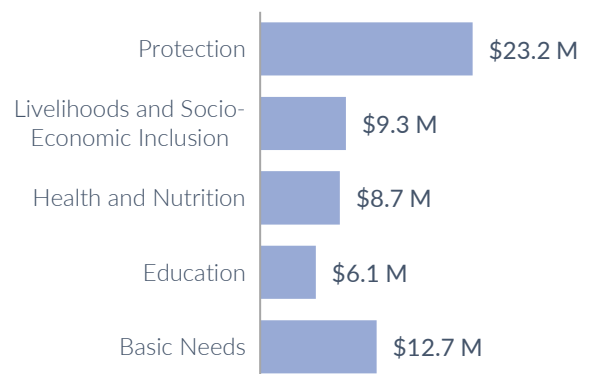
FINANCIAL REQUIREMENTS BY TYPE OF ORGANIZATION



PARTNERS BY SECTOR



FINANCIAL REQUIREMENTS BY SECTOR





FINANCIAL REQUIREMENTS PER PARTNER

PARTNER	Basic Needs	Education	Health and Nutrition	Livelihoods and Socio-Economic Inclusion	Protection	TOTAL
UN agencies						\$ 45,678,423
IOM	\$ 2,204,641		\$ 1,433,017	\$ 1,157,437	\$ 429,905	\$ 5,225,000
UNESCO				\$ 300,000		\$ 300,000
UNFPA			\$ 500,000		\$ 500,000	\$ 1,000,000
UNHCR	\$ 6,421,372			\$ 2,404,243	\$ 11,437,345	\$ 20,262,960
UNICEF	\$ 2,938,000	\$ 3,750,272	\$ 789,327	\$ 3,463,667	\$ 3,524,197	\$ 14,465,463
UNWomen				\$ 300,000	\$ 100,000	\$ 400,000
WHO			\$ 4,025,000			\$ 4,025,000
International NGOs						\$ 807,800
IRC		\$ 172,800	\$ 220,000	\$ 370,000	\$ 45,000	\$ 807,800
National NGOs						\$ 13,454,295
ADRA Slovakia	\$ 340,600	\$ 31,200				\$ 371,800
AVA					\$ 82,210	\$ 82,210
DCO - Voluntary civil protection	\$ 70,000	\$ 9,000	\$ 4,800	\$ 290,000		\$ 373,800
Equita		\$ 240,000		\$ 90,000	\$ 13,000	\$ 343,000
GS - Gender Stream	\$ 231,453		\$ 22,255			\$ 253,708
IPcko			\$ 552,000		\$ 390,000	\$ 942,000
League for Mental Health					\$ 2,800,000	\$ 2,800,000
Mareena				\$ 34,250	\$ 858,335	\$ 892,585
Nadácia DEDO	\$ 60,000			\$ 36,000		\$ 96,000
Our Way	\$ 10,000	\$ 15,000	\$ 15,000	\$ 2,000	\$ 7,000	\$ 49,000
People in Need		\$ 404,015		\$ 392,861	\$ 1,148,601	\$ 1,945,476
Society Development Institute		\$ 200,000		\$ 60,000	\$ 60,000	\$ 320,000
Slovak Humanitarian Council	\$ 430,000	\$ 800,000		\$ 250,000	\$ 340,000	\$ 1,820,000
TENENET		\$ 200,000	\$ 1,000,000	\$ 10,000	\$ 410,000	\$ 1,620,000
The Human Rights League					\$ 848,558	\$ 848,558
Ukrainians for Ukrainians		\$ 71,450	\$ 52,000		\$ 92,708	\$ 216,158
We are together - Sme Spolu		\$ 160,000	\$ 70,000	\$ 180,000	\$ 70,000	\$ 480,000
TOTAL by sector	\$ 12,706,067	\$ 6,053,737	\$ 8,683,399	\$ 9,340,457	\$ 23,156,859	\$ 59,940,518

COUNTRY TARGETS PER REGIONAL INDICATOR

# of individuals who received assistance for basic needs	45,000
# of people who benefitted from livelihoods and economic inclusion interventions	50,000
# of children enrolled in formal education in host countries	45,000
# of children participating in non-formal education programmes in the host countries	15,000
# of education personnel trained or receiving support to better respond to the needs of refugee learners	100
# of PSEA network members and partner personnel trained on SEA risk mitigation, prevention and response	750
# of refugees reached through individual counselling sessions or health education with information on health topics, available services, and how to access health care	70,000
# of health consultations provided to refugees	80,000
# of health care providers trained to provide health services to refugees	100
# of Individuals who have been supported accessing protection services	100,000
# of children provided with child protection services	27,000
# of participants trained on child protection and children's right	800
# of people who benefitted from specialized GBV programmes	50,000
# of trained humanitarian response actors and government personnel on GBV Knowledge on Prevention, Response, and Risk Mitigation Measures	750
# of individuals participating in MHPSS services and activities	45,000
# of MHPSS consultations provided on focused and specialized services	50,000