



Ukraine Situation

MSNA and Winter Needs – UNHCR Bulgaria

January 2023

Methodology

Method of data collection: face-to-face interviews with tablets

Total sample size: 1311

Subsamples by recruitment channel*:

- State program – 1005
- Blue dots – 153
- Private accommodation – 267
- Schools – 75

**Some of subsamples are overlapping so the sum is more than 1311.*

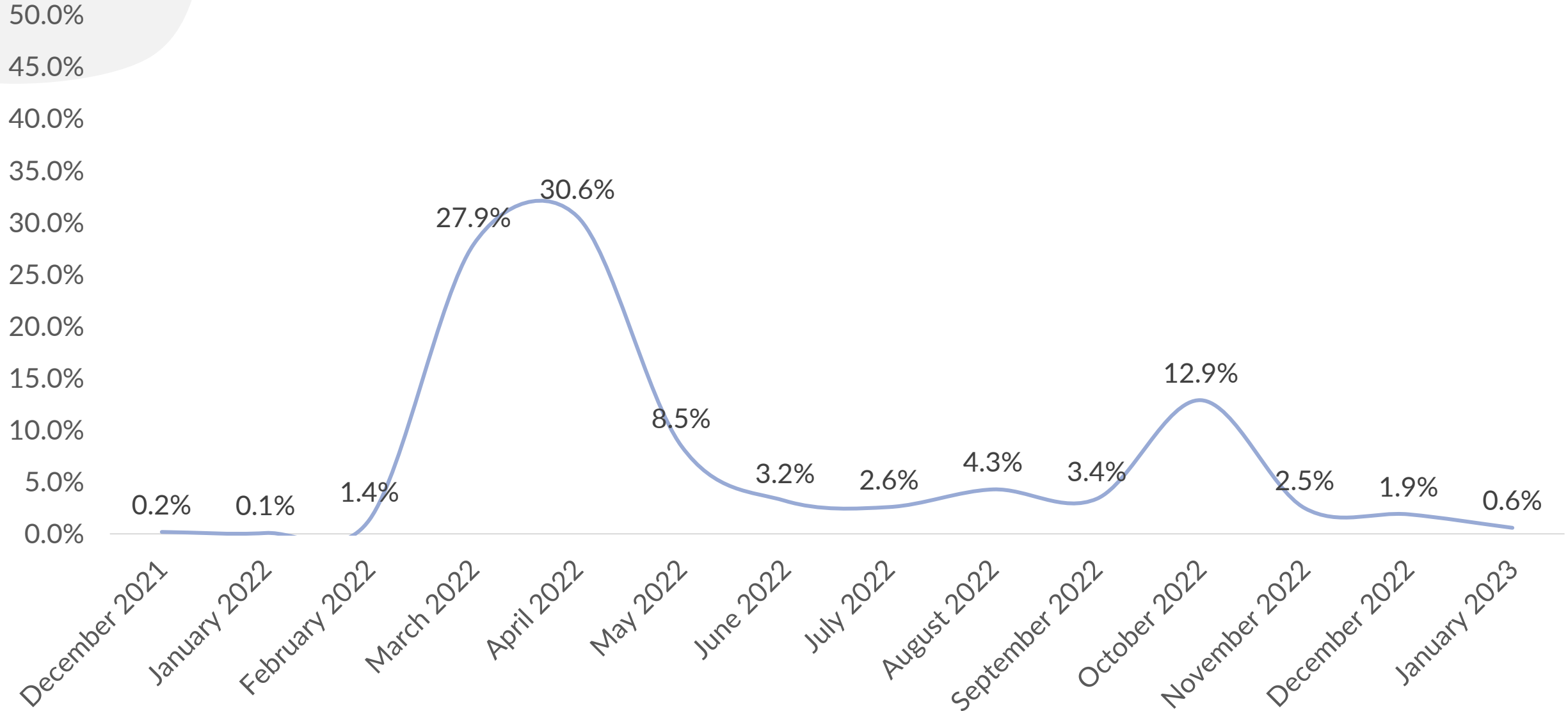
Margin of Error: $\pm 2.959\%$

Period of the survey: 21 December 2022 – 18 January 2023

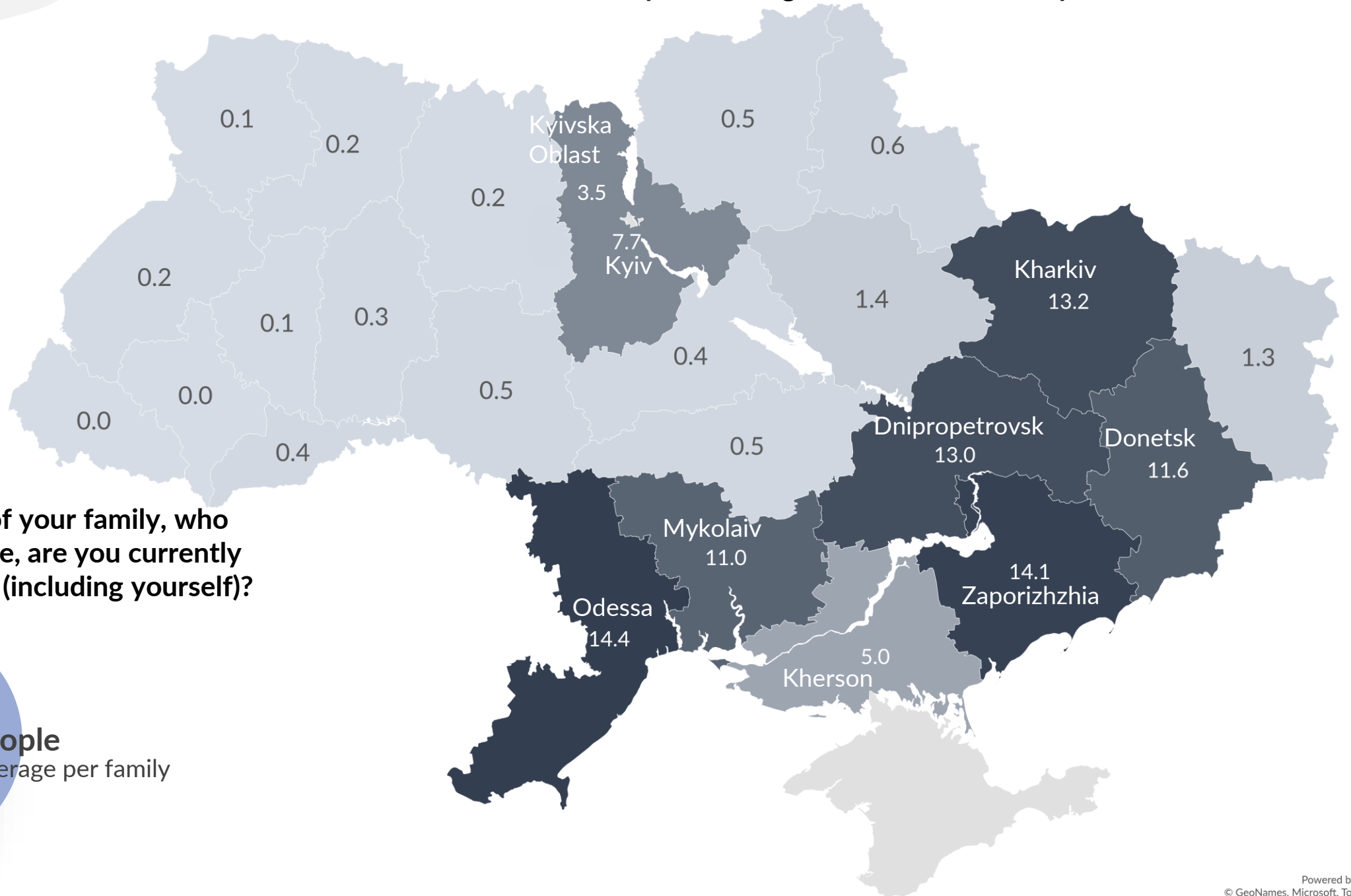
Sampling procedure: Only state program subsample and blue dots sample are randomized.

Demographics

Month and year of arrival of Ukranian refugees who are currently in Bulgaria



In which oblast in Ukraine were you residing before 24th February?

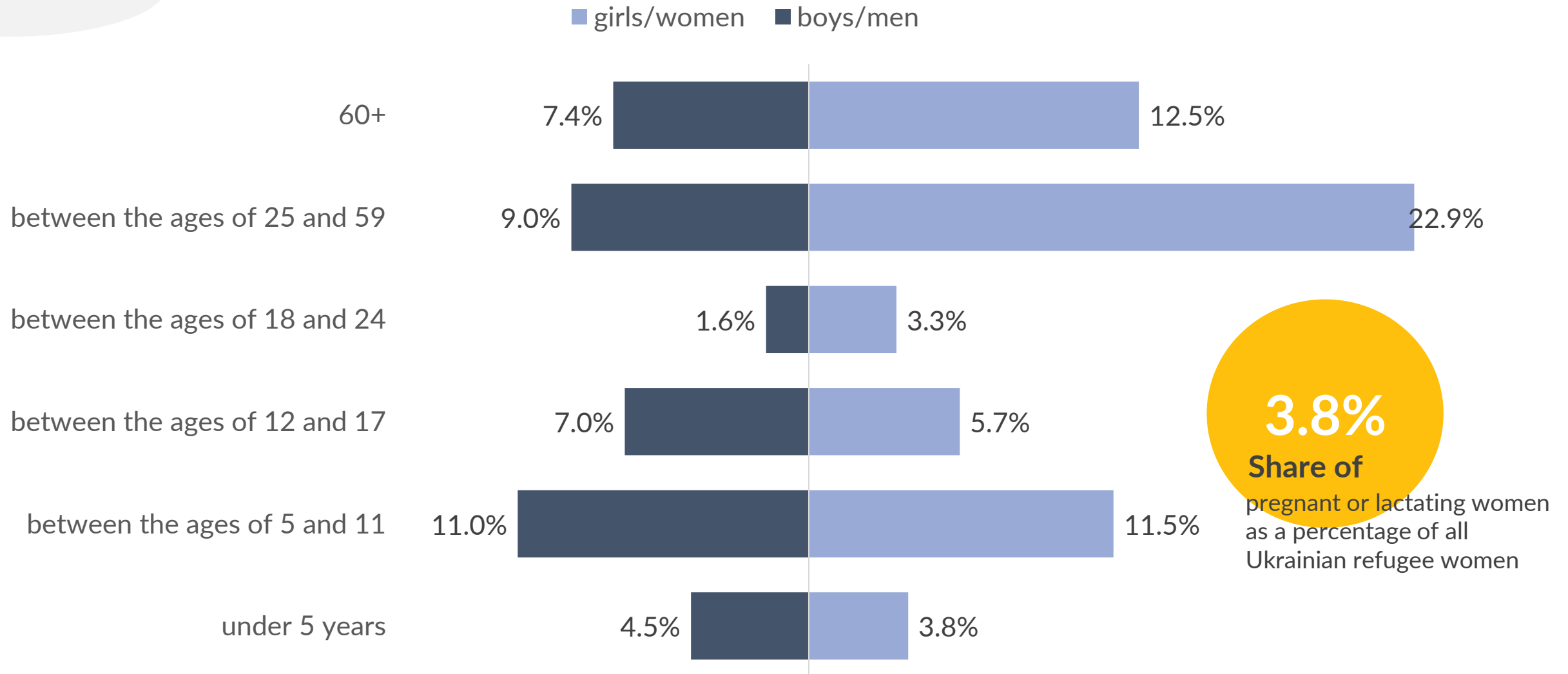


How many people of your family, who traveled from Ukraine, are you currently living with in Bulgaria (including yourself)?

2.49 People
Average per family

Family composition

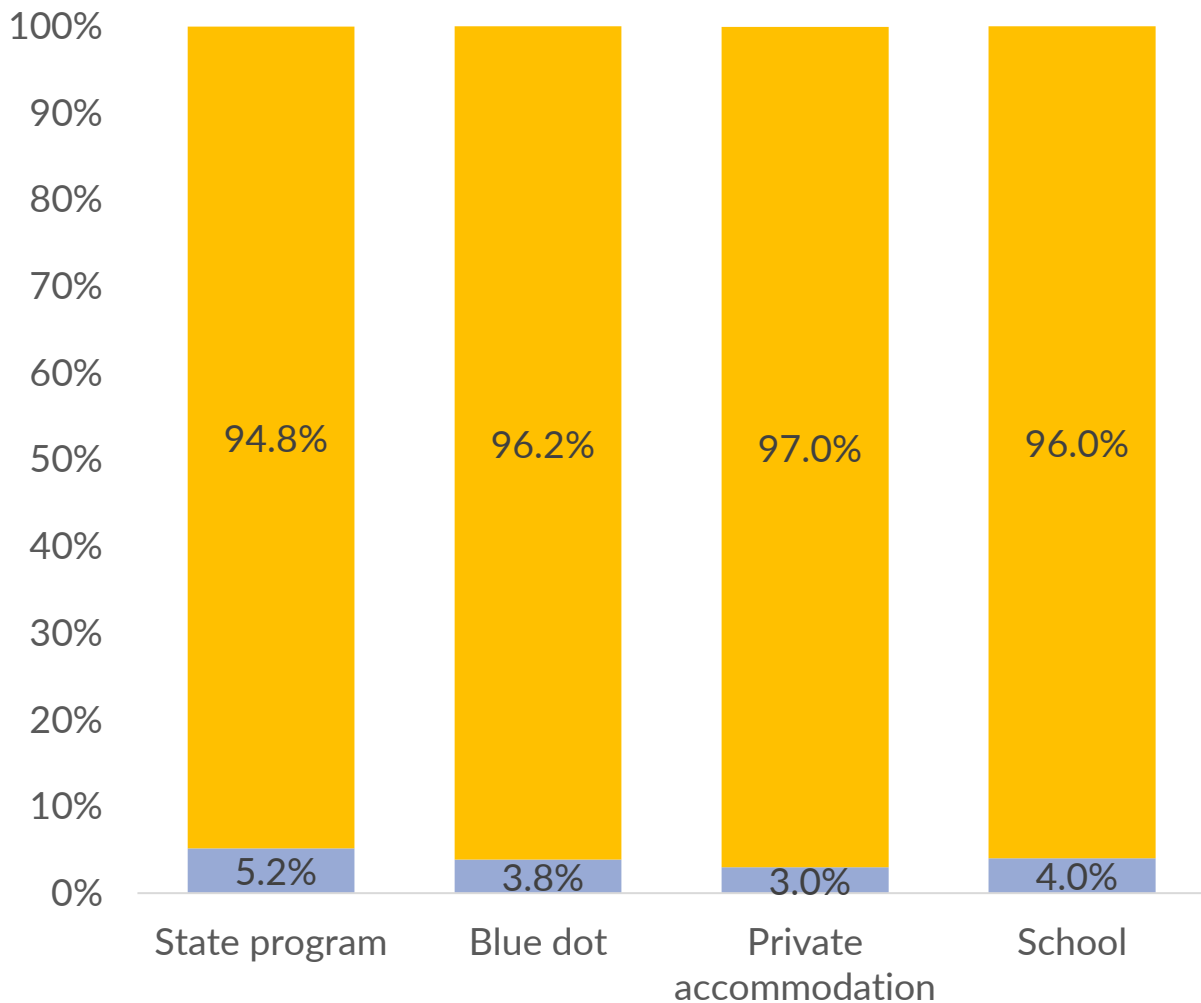
Structure of population of Ukrainian refugees living in Bulgaria (percent of total population)



Family Separation

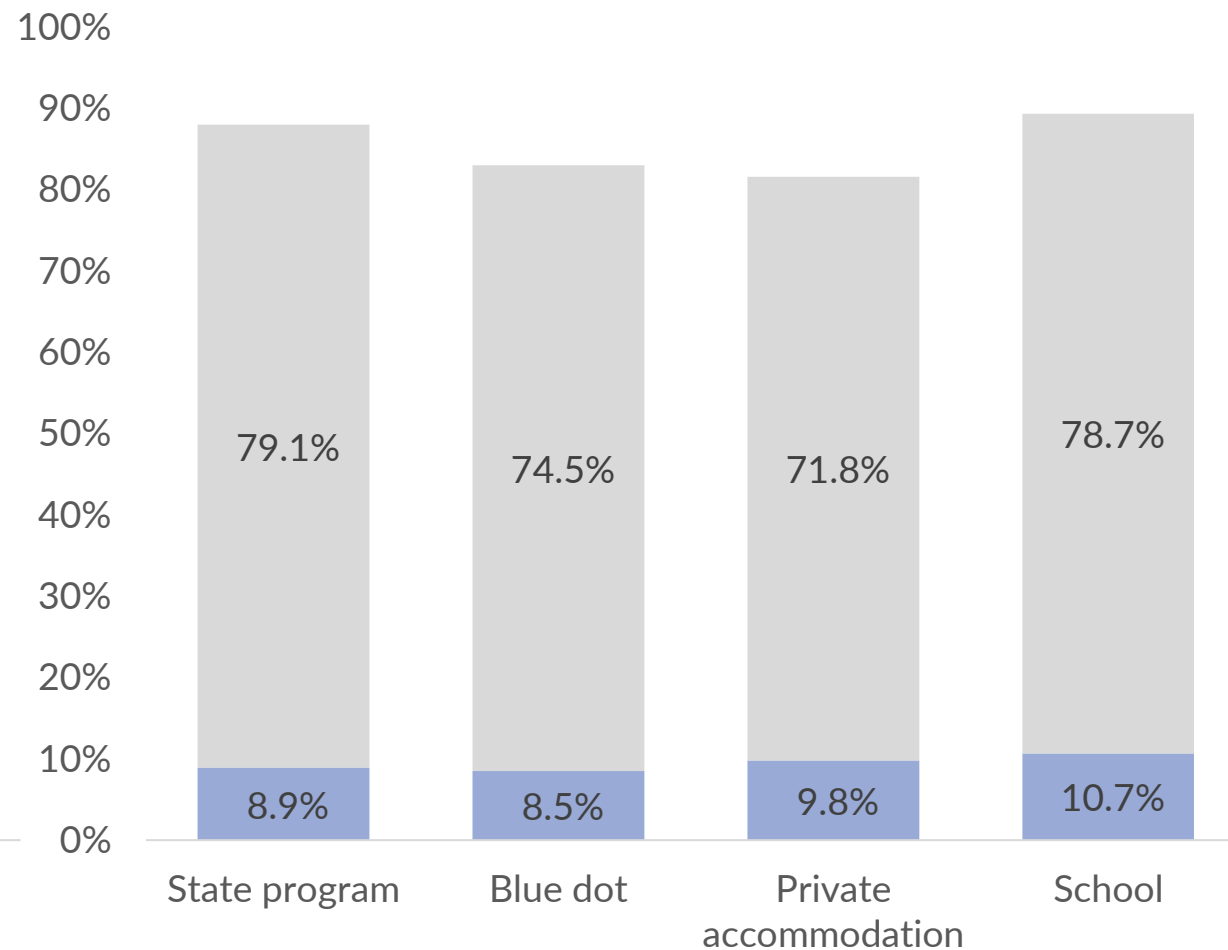
Are you currently looking after any children separated from their parents?

■ Yes ■ No



Are you expecting other relatives of your household from Ukraine to join you here in Bulgaria in the next 3 months?

■ Yes ■ No

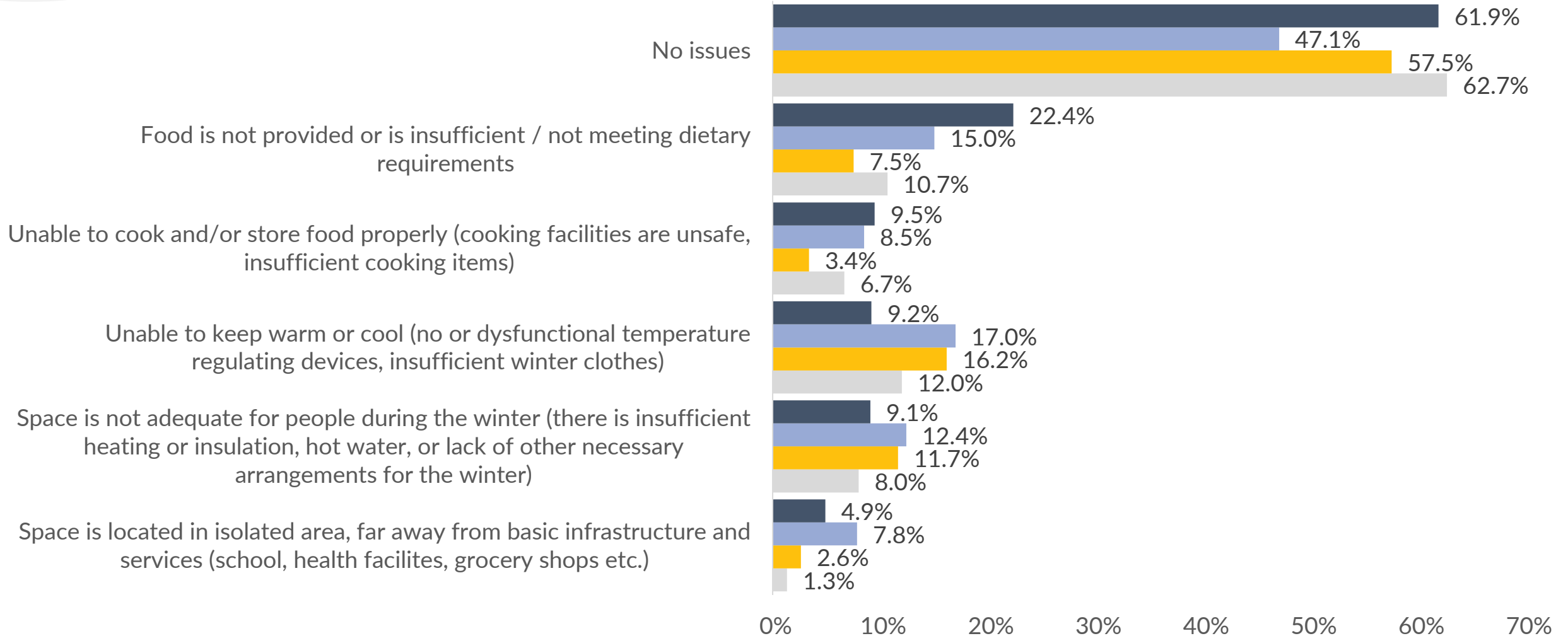


Accommodation (1)

What issues, if any, are you facing in terms of living conditions in your accommodation?*

Top 6 answers above 5%

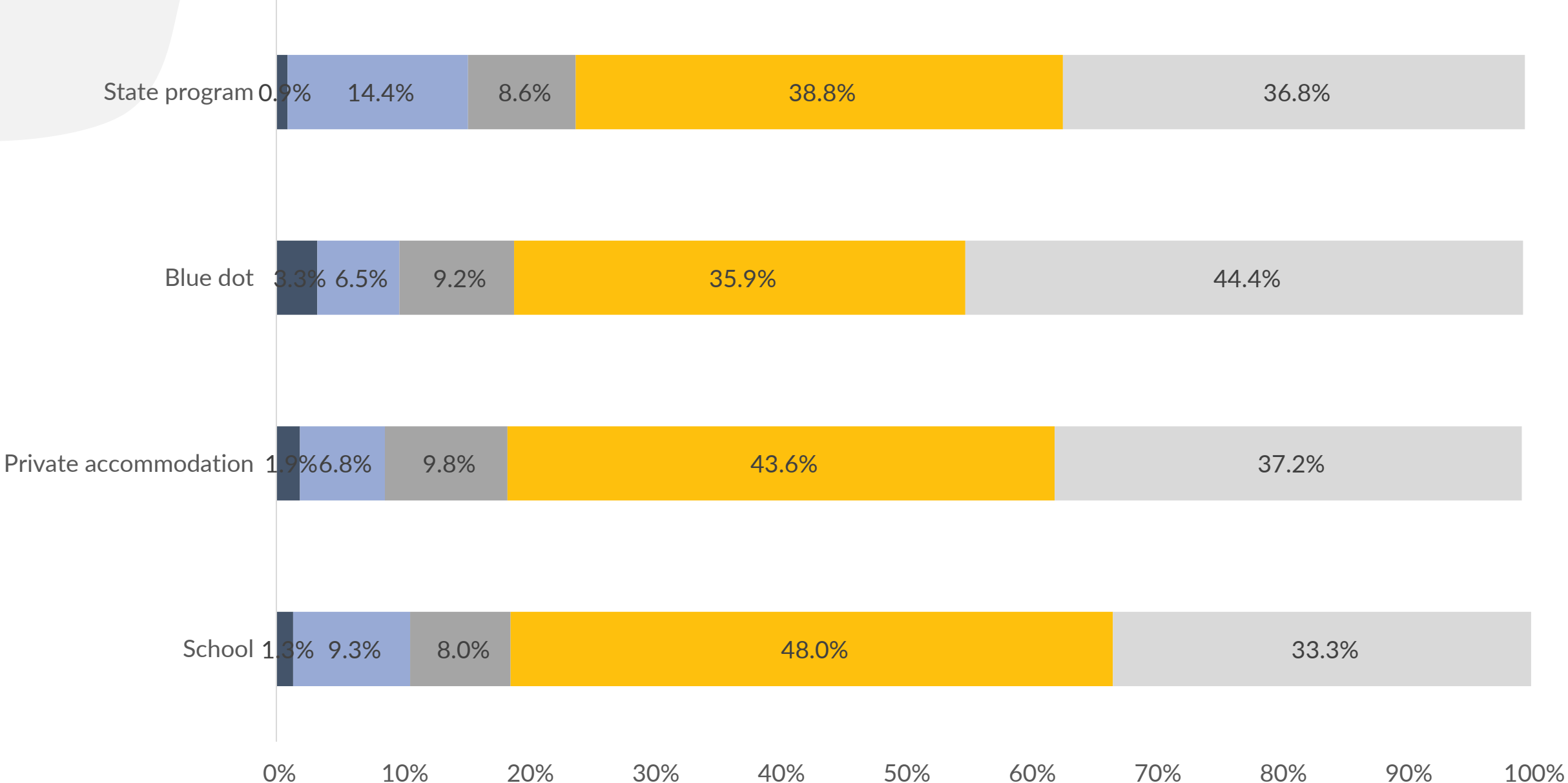
■ State program ■ Blue dot ■ Private accommodation ■ School



Accommodation (2)

How long do you believe you can stay in this accommodation if you need to?

■ 1 month ■ 2-3 months ■ 3-6 months ■ 6 months + ■ Do not know



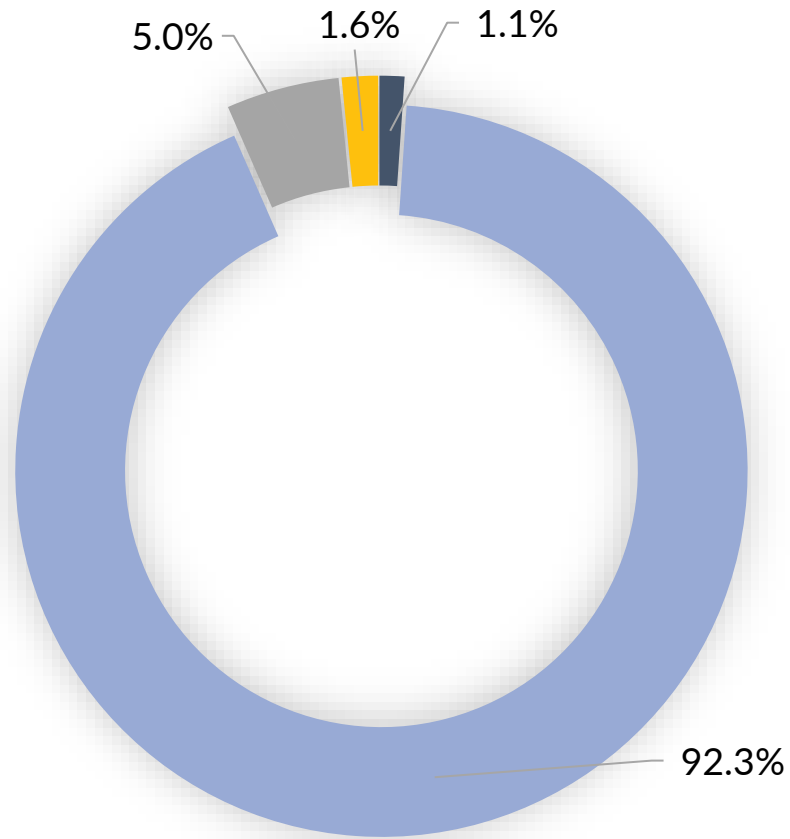
**The difference up to 100% is due to answers in "Prefer not to answer" option*

Accommodation 3

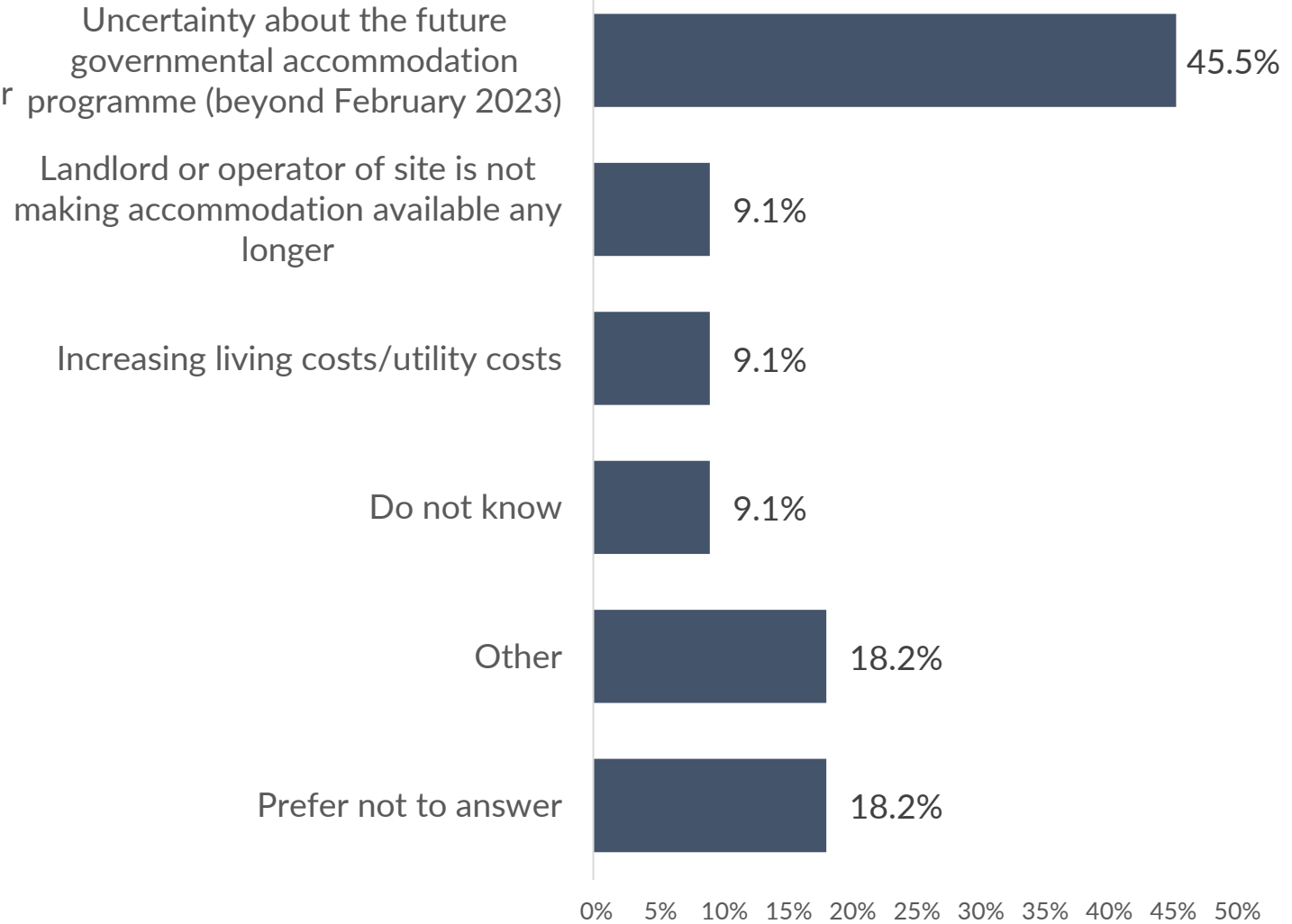
Is (or do you feel) your family is under pressure to leave the current accommodation?

1/4 State program

■ Yes ■ No ■ Do not know ■ Prefer not to answer



If under pressure to leave, why?*



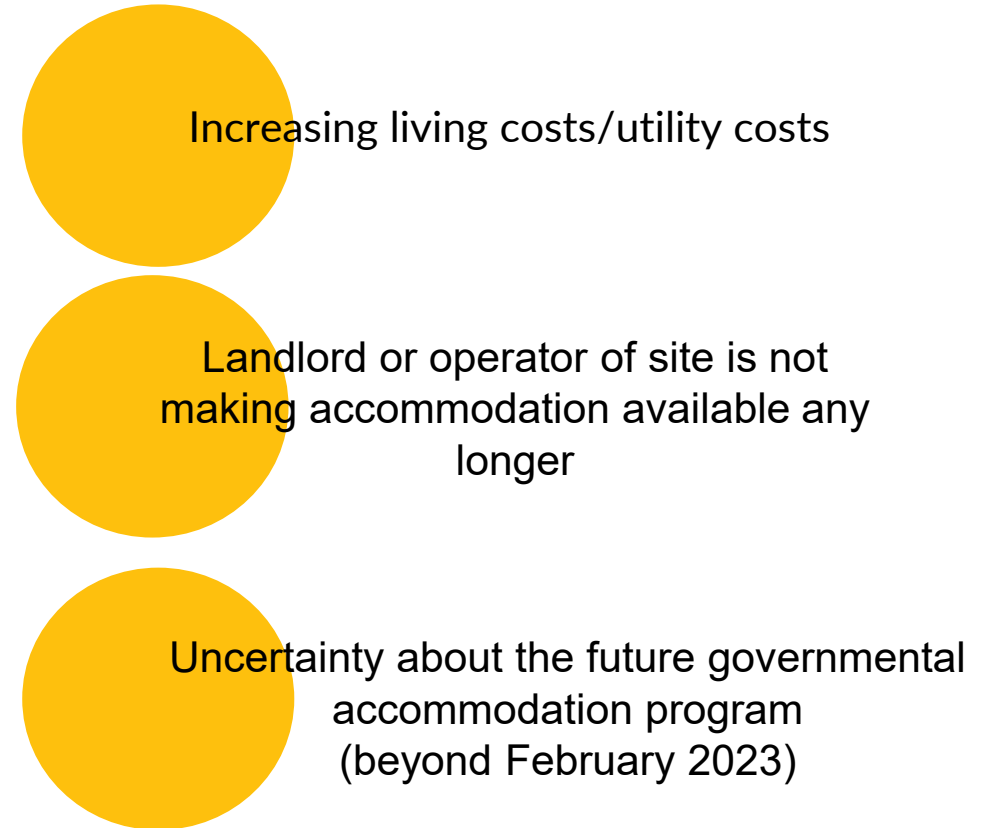
*Among respondents indicated that they or a member of their family is under pressure to leave the current accommodation

Accommodation 4

Is (or do you feel) your family is under pressure to leave the current accommodation?

	Blue dot	Private accommodation	School
Yes	2.0%	1.1%	1.3%
No	91.5%	91.4%	88.0%
Do not know	3.3%	3.8%	5.3%
Prefer not to answer	3.3%	3.8%	5.3%

If under pressure to leave, why?
*Top 3 reasons given among the three groups

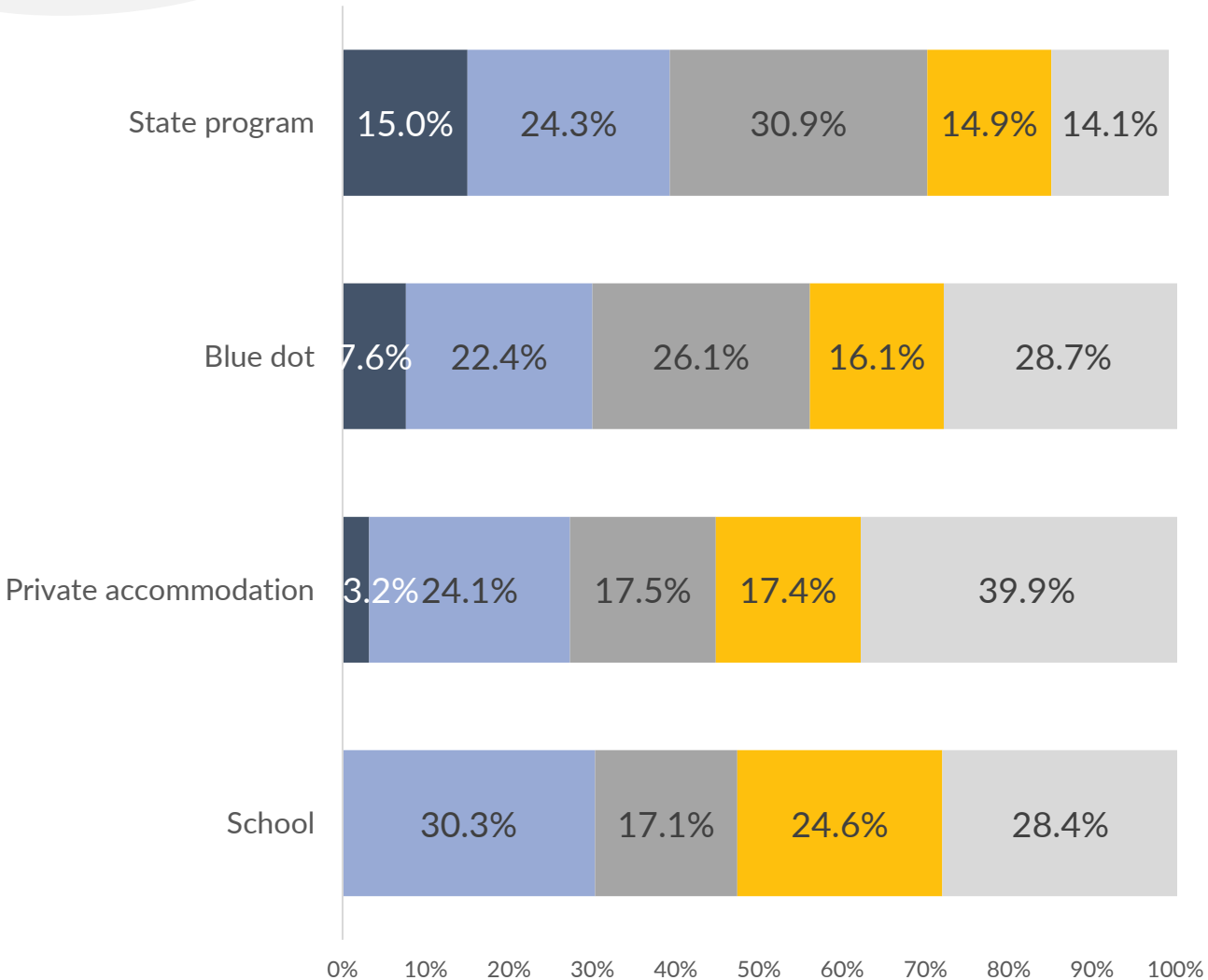


**Among respondents indicated that they or a member of their family is under pressure to leave the current accommodation*

Accommodation 5

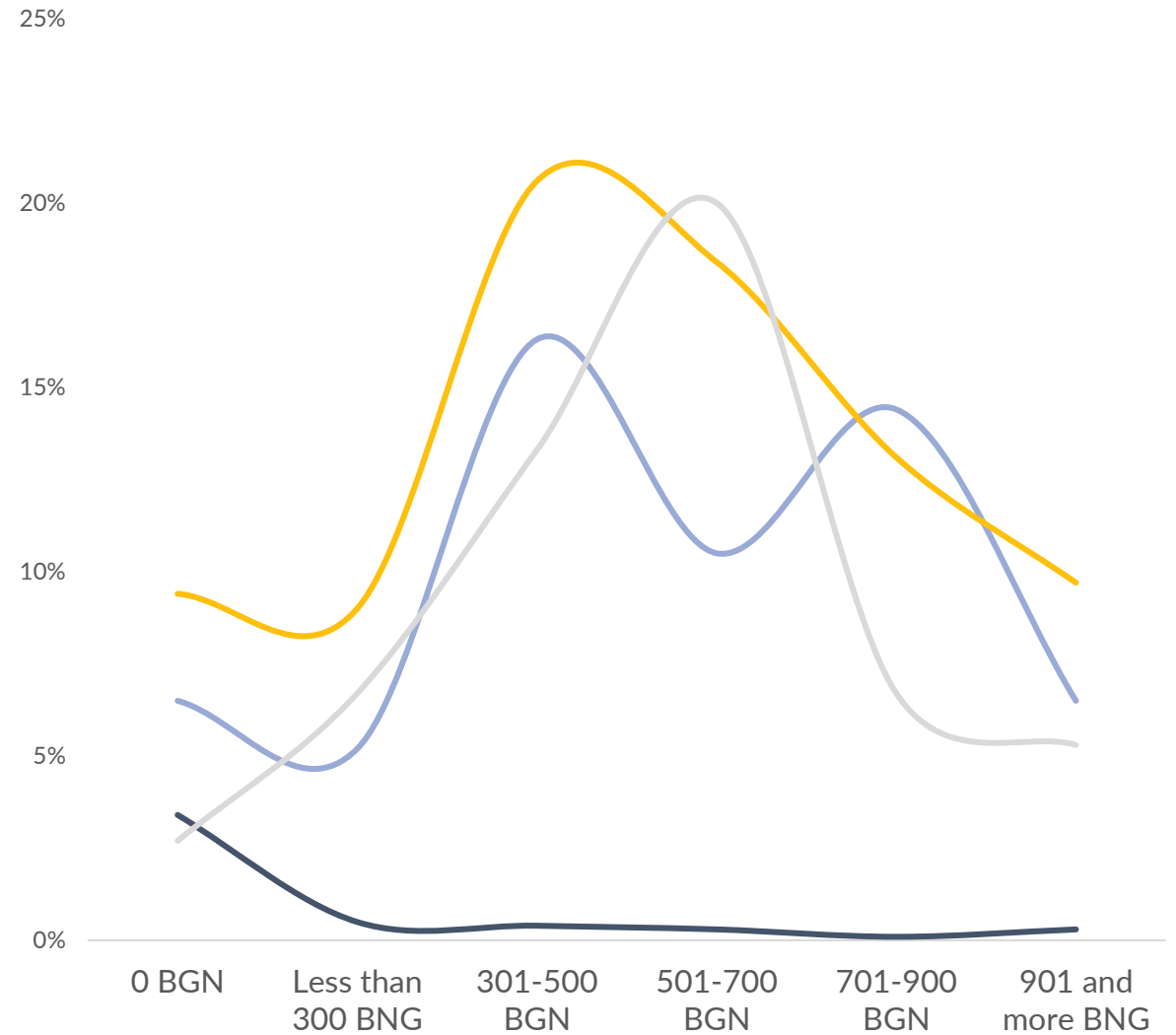
On average, how much do you spend on basic services per month (in BGN)? (Per person)

0 BGN Less than 100 BGN 101-200 BGN 201-300 BGN More than 300 BGN



On average, how much do you spend on rent per month (in BGN)? (Total expenditure)*

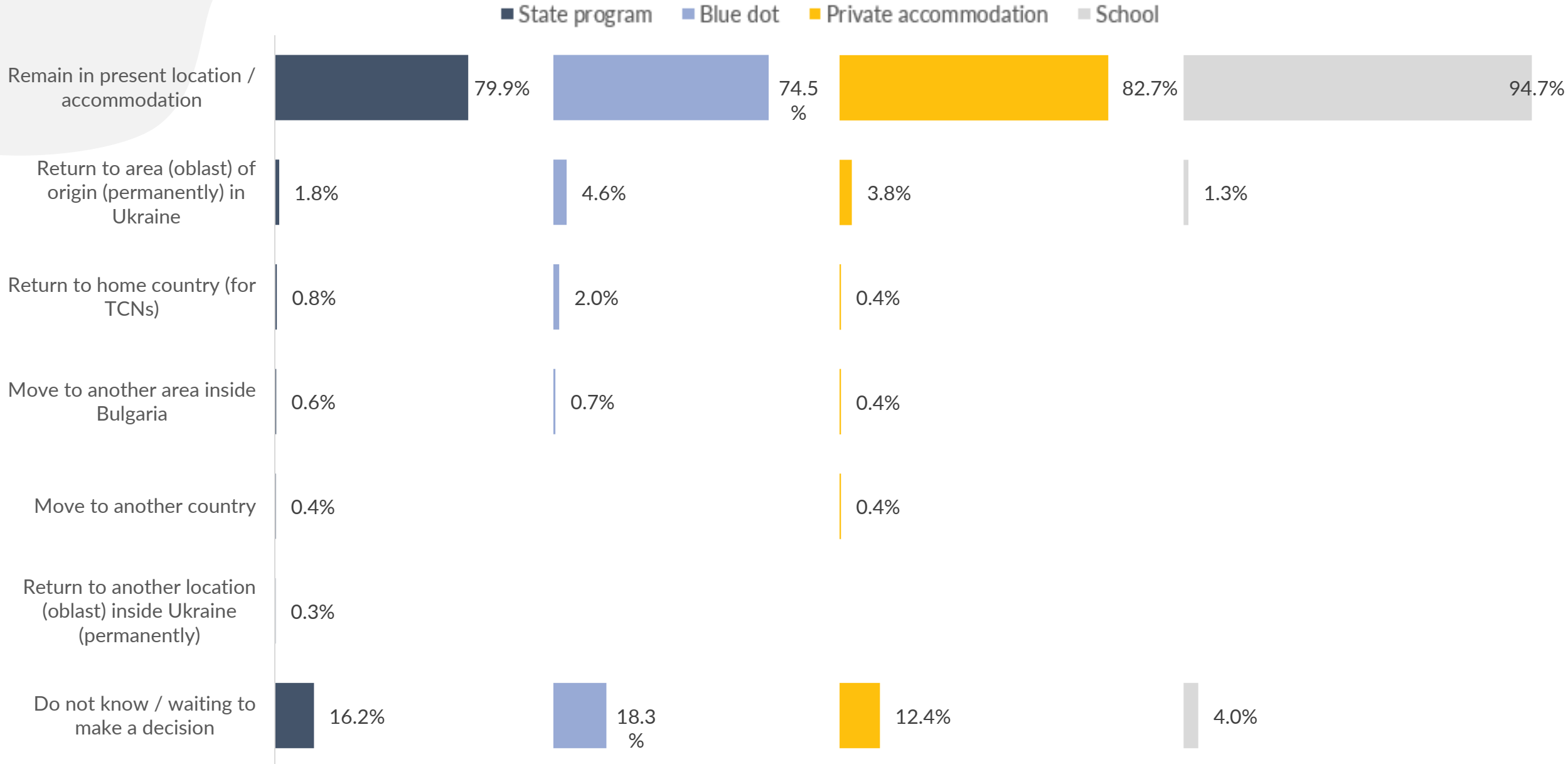
State program Blue dot Private accommodation School



*The difference up to 100% is due to answers in "Not applicable" option

Intentions (1)

What are your household's current movement intentions in the next 3 months?



Intentions (2)

The main reason and other reasons you are planning to move

*Top answers above 20%

State program	Main reasons	<ul style="list-style-type: none">○ Improvement of the situation in Ukraine;○ Family members or friends in another country
	Other reasons	<ul style="list-style-type: none">○ Lack of job opportunities in Bulgaria;○ Family members or friends in another country;○ Due to benefits and support
Blue dot	Main reasons	<ul style="list-style-type: none">○ Improvement of the situation in Ukraine;○ Family members or friends in another country
	Other reasons	<ul style="list-style-type: none">○ Improvement of the situation in Ukraine;○ Due to work opportunities
Private accommodation	Main reasons	<ul style="list-style-type: none">○ Improvement of the situation in Ukraine
	Other reasons	<ul style="list-style-type: none">○ Due to work opportunities;○ Family members or friends in another country
School	Main reasons	<ul style="list-style-type: none">○ Due to work opportunities
	Other reasons	<ul style="list-style-type: none">○ Family members or friends in another country

Education

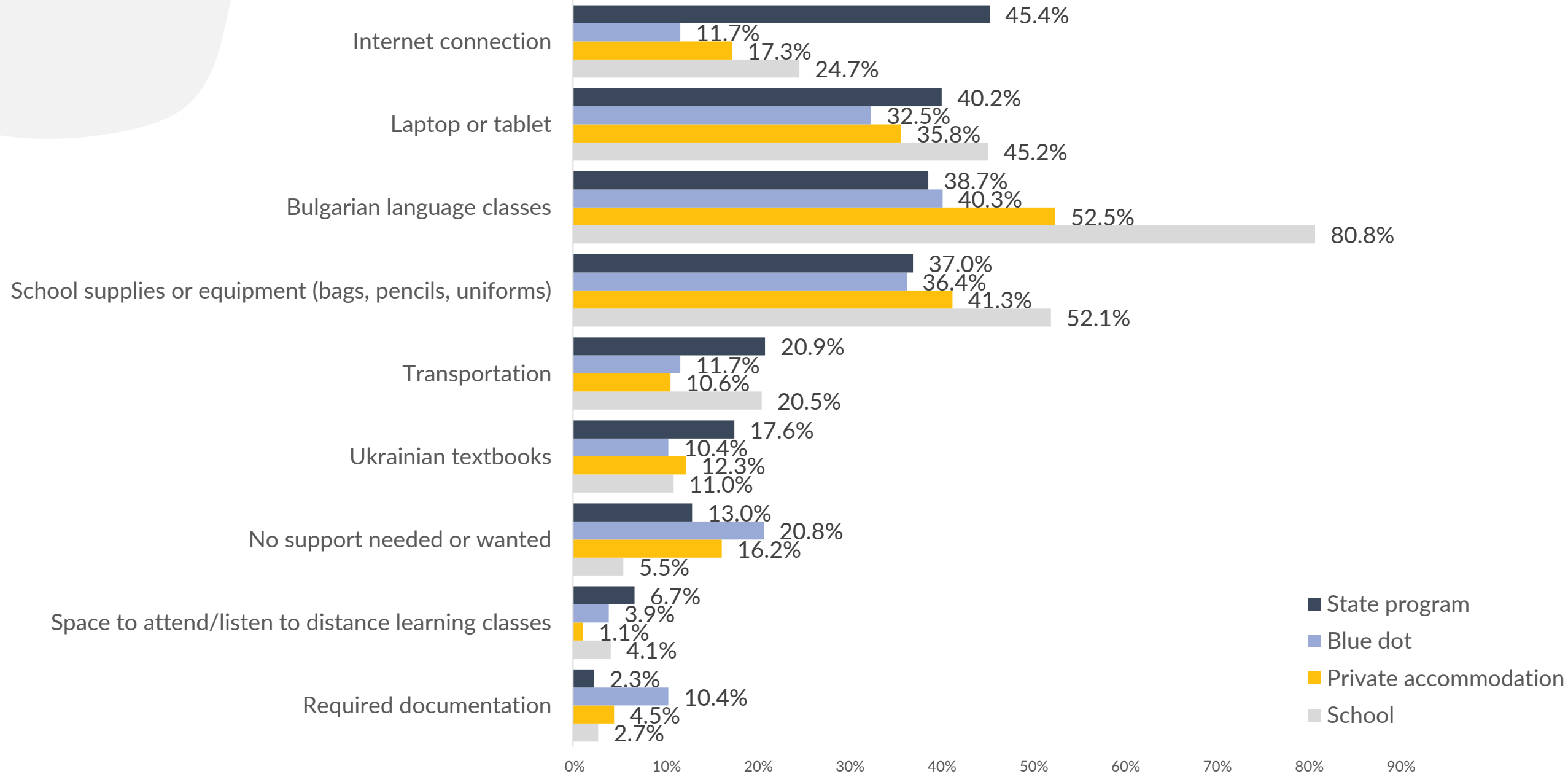
What are the reasons your child does not attend kindergarten/school in Bulgaria?

*All answers above 5%

State program		Blue dot		Private accommodation		School	
Child is attending online classes in Ukraine	82.1%	Child is attending online classes in Ukraine	69.8%	Child is attending online classes in Ukraine	77.9%	Child is attending online classes in Ukraine	70.0%
Language barrier	23.8%	Language barrier	20.8%	Language barrier	18.2%	No place in the school to attend	20.0%
No place in the school to attend	7.3%	I do not want my child to lose one academic year	7.5%	I do not want to put additional burden on child(ren)	9.1%	Challenges with application	20.0%
Lack of schools in accessible distance	6.7%	Insufficient financial resources	7.5%	I do not want my child to lose one academic year	6.5%	Language barrier	10.0%

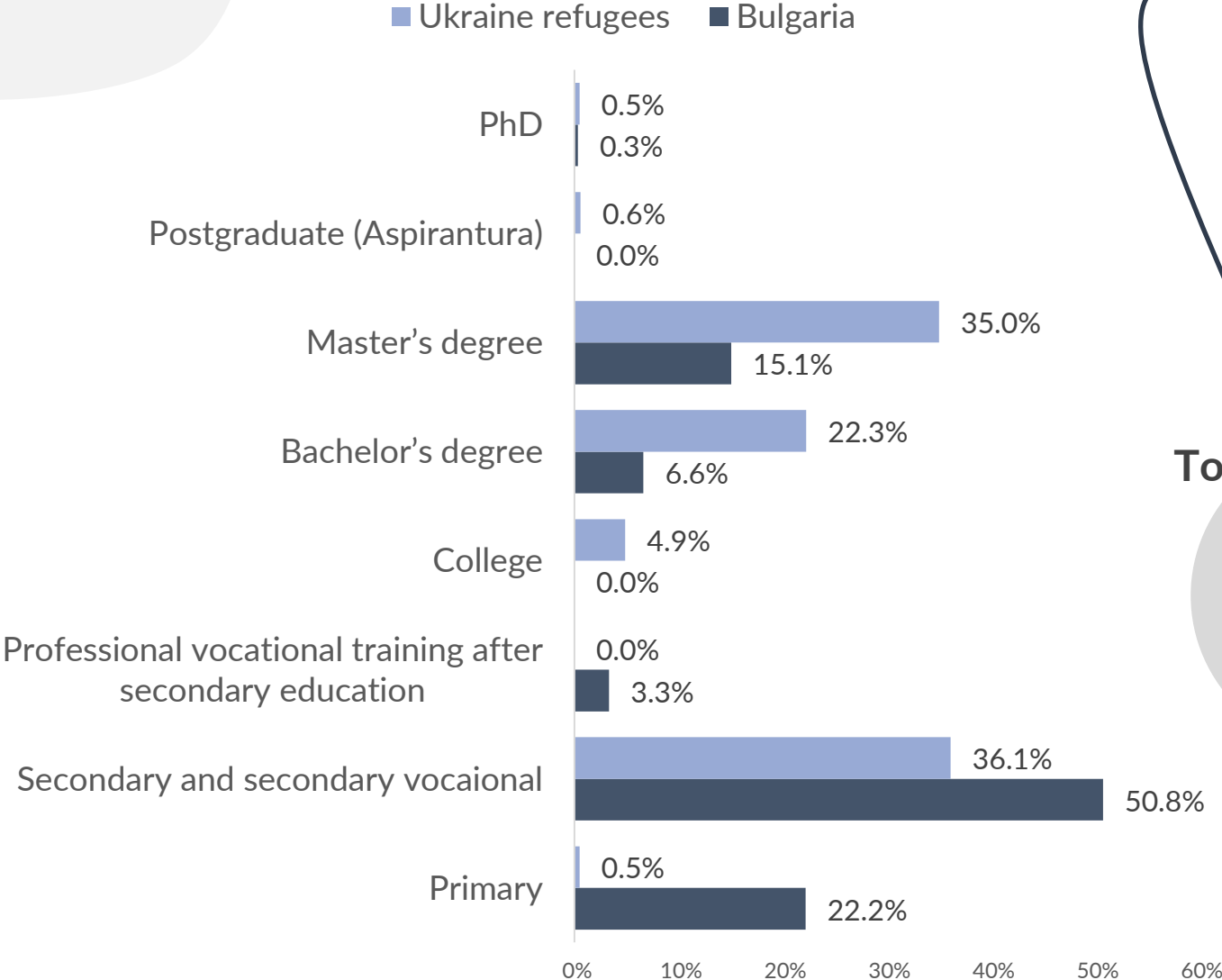
If available, what type of support would help your child with attending school or participating in regular learning activities (for both Bulgarian and Ukrainian online education)?

*All answers above 5%



Livelihoods & Inclusion

What is your highest educational level achieved?



Share of Ukraine refugees

With Master's and Bachelor's degree

57,3%

Total of Ukraine population 18+

With Master's and Bachelor's degree

40,0%

Total of Bulgarian population 18+

With Master's and Bachelor's degree

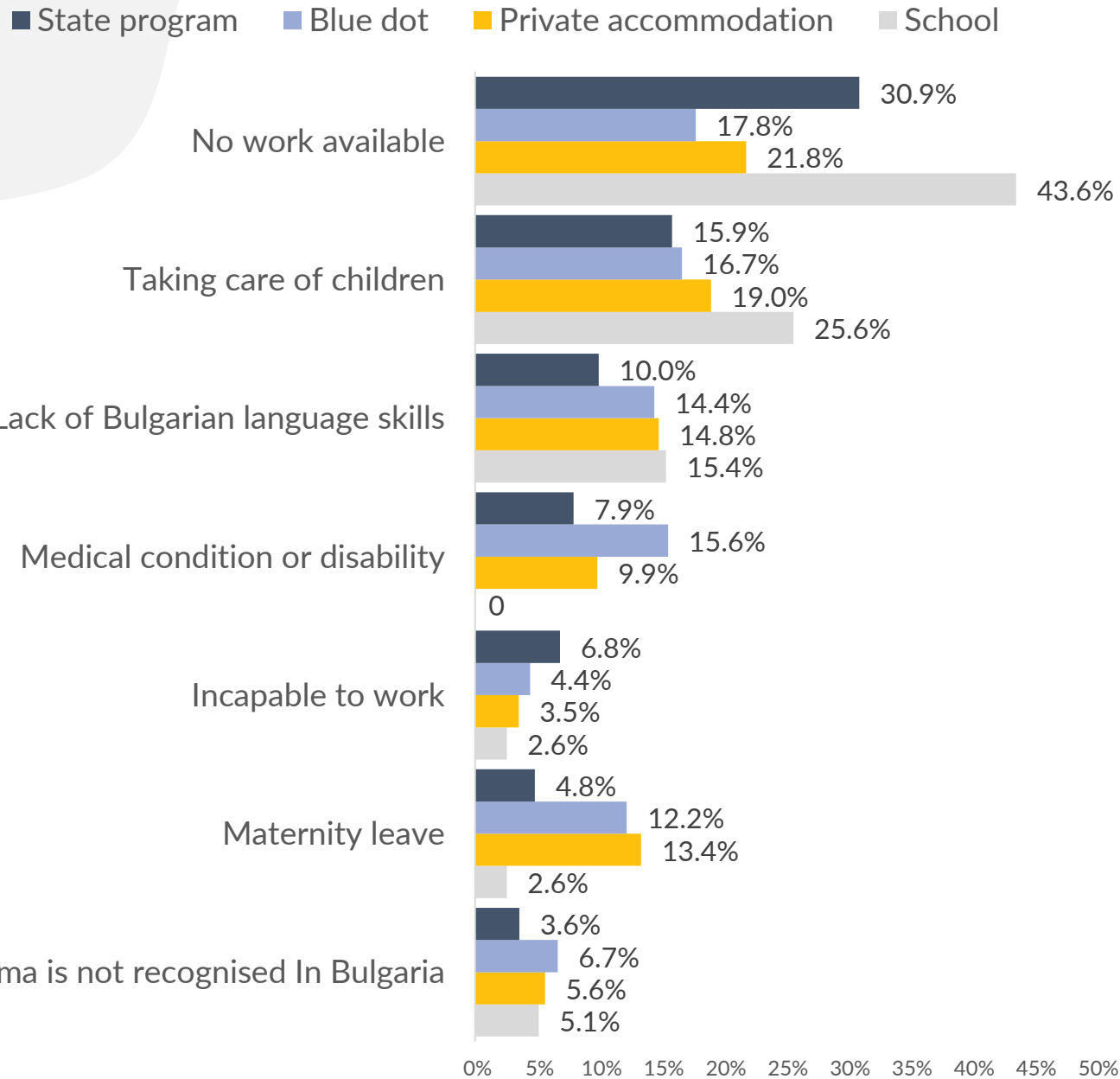
21,7%

What is your current type of occupation?

	State program	Blue dot	Private accommodation	School
Not working	64.6%	58.8%	53.4%	52.0%
Retired	29.2%	23.5%	12.0%	2.7%
Formal work (paid) labour in Ukraine	4.3%	5.9%	7.9%	10.7%
Informal or irregular labour	3.7%	3.3%	3.0%	2.7%
Formal work (paid) labour in Bulgaria	2.9%	8.5%	16.2%	21.3%
Prefer not to answer	2.6%	3.3%	4.9%	2.7%
Freelance	2.3%	2.6%	4.9%	2.7%
Student	0.7%	2.6%	1.1%	
Formal work (paid) labour remotely in another country	0.4%	0.7%	2.6%	6.7%
Own business or family business			0.8%	1.3%

What is the main reason you're not currently working?

Top 7 answers



All given reasons (main reason + other reasons)

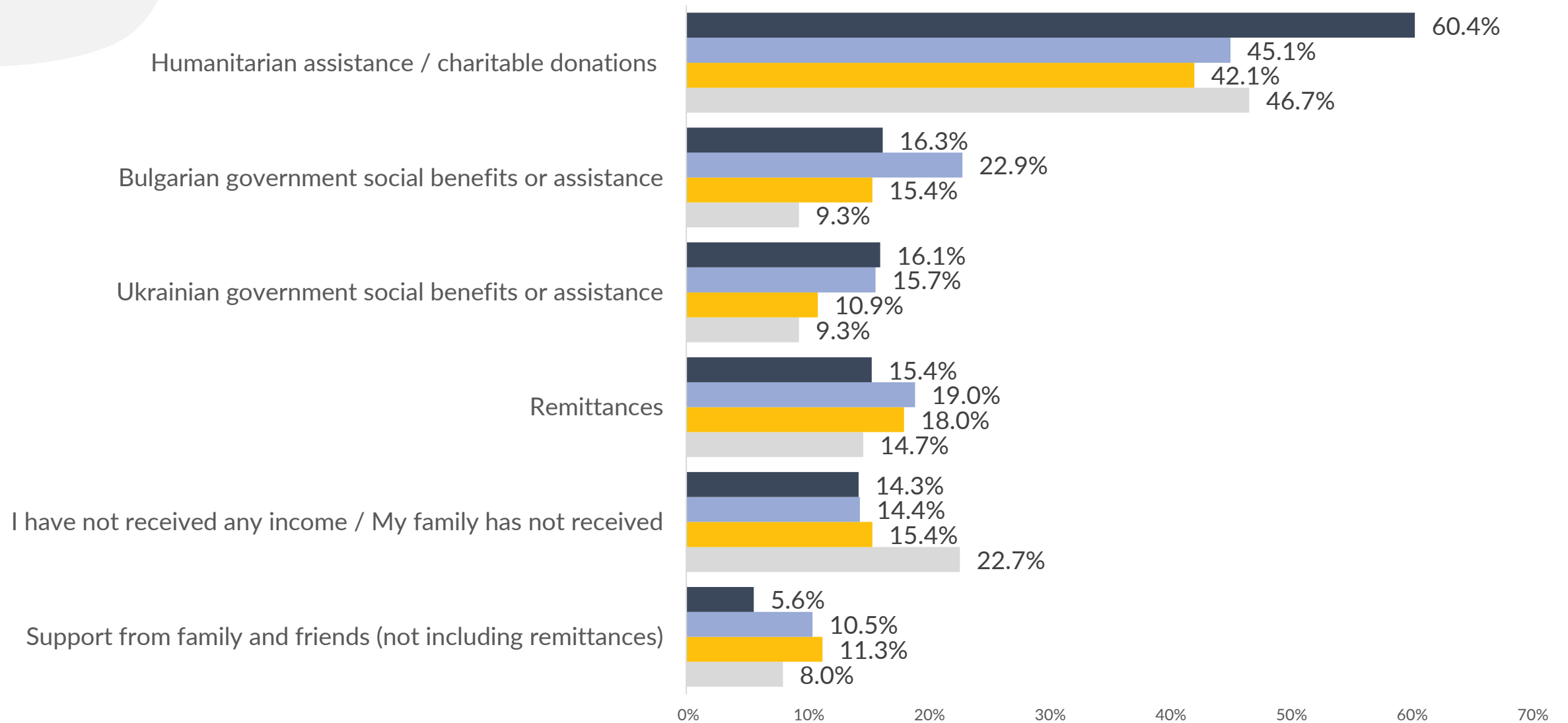
*All answers above 20%



Have you personally received income from the following sources over the last 30 days (or since arrival in case arrival to Bulgaria was less than 30 days ago)?

*All answers above 5%

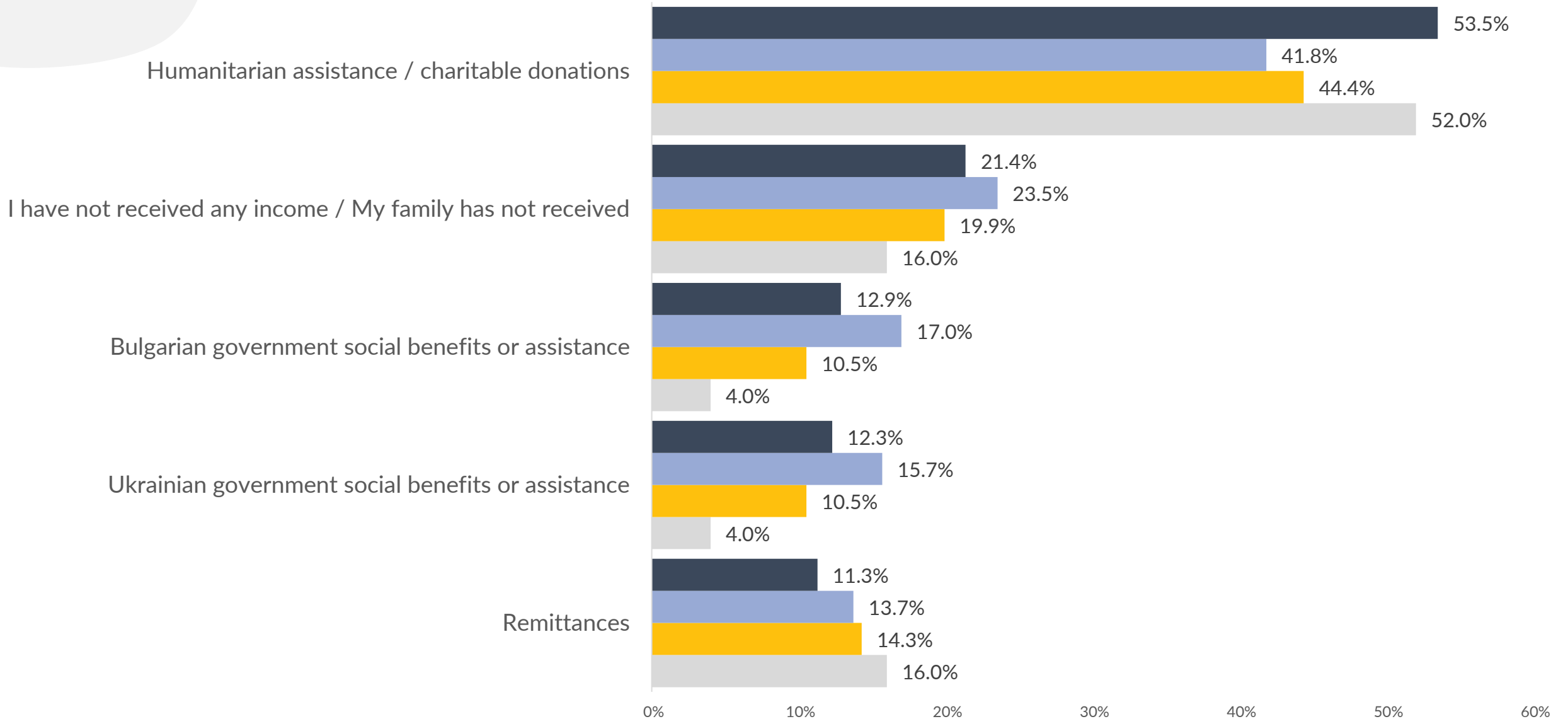
■ State program ■ Blue dot ■ Private accommodation ■ School



In addition, has your household received income from the following sources over the last 30 days (or since arrival in case arrival to Bulgaria was less than 30 days ago)?

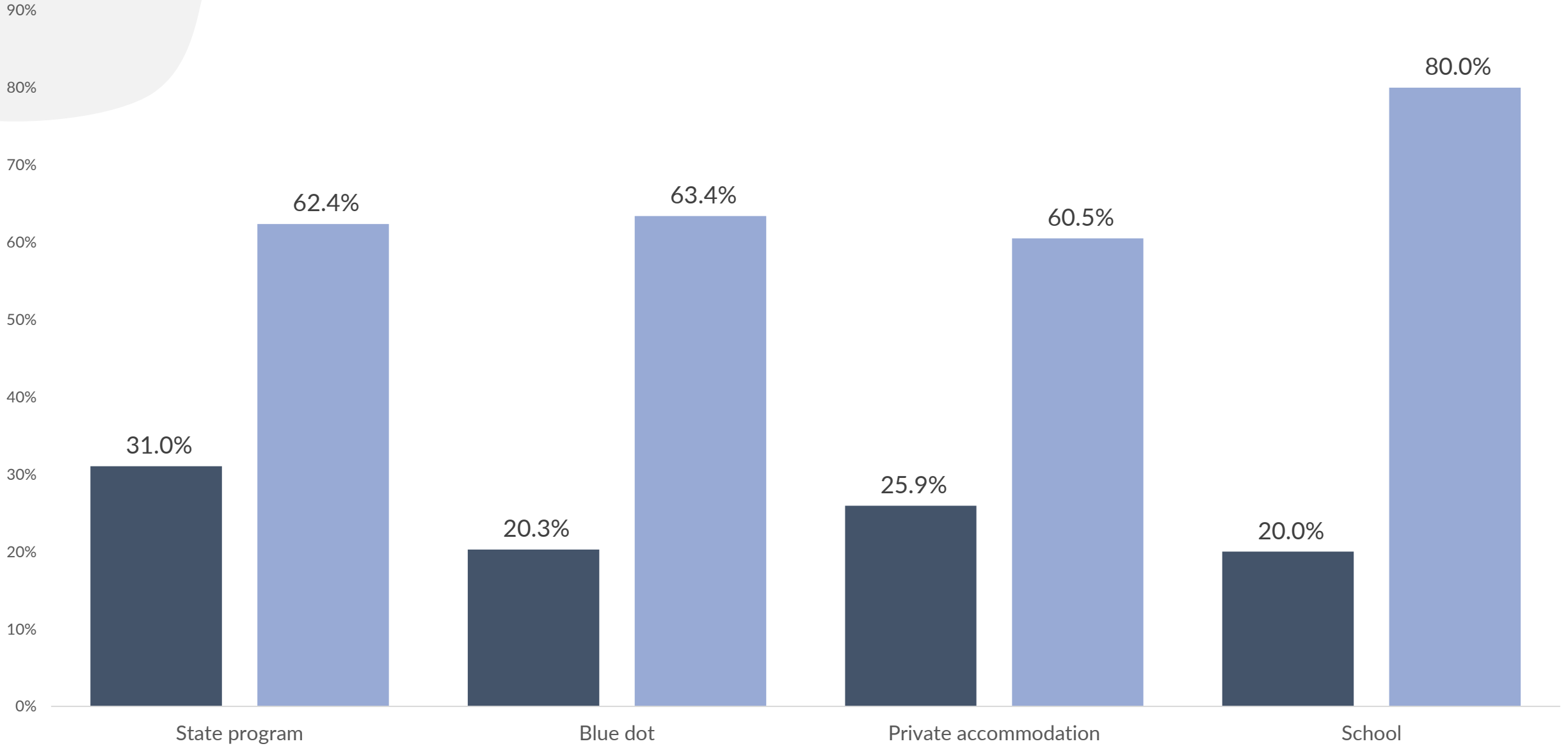
*All answers above 10%

■ State program ■ Blue dot ■ Private accommodation ■ School



Did you have enough money to meet your basic needs over the last 30 days?

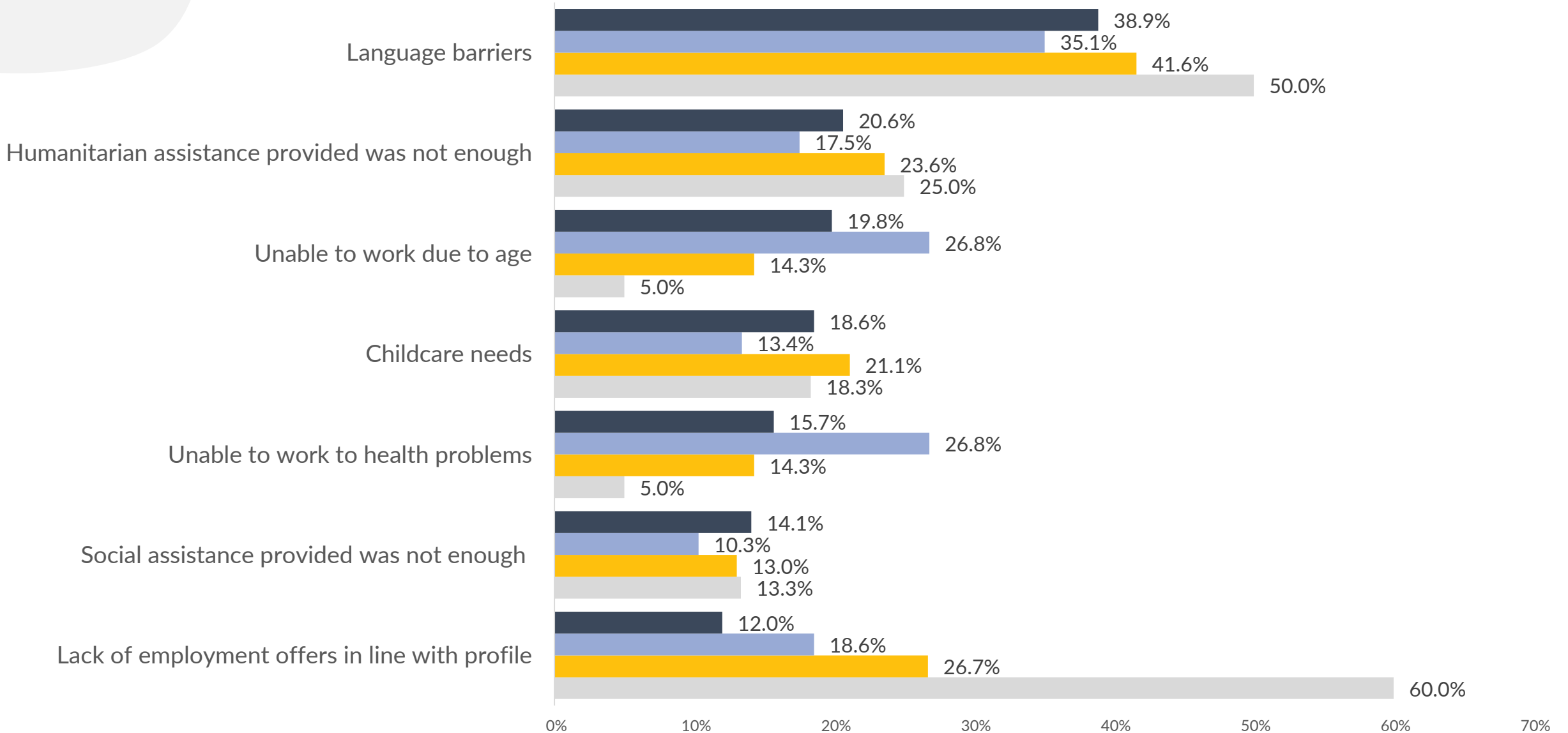
■ Yes ■ No



What were the main challenges in obtaining enough money to meet your household's basic needs over the last 30 days?

*All answers above 10%

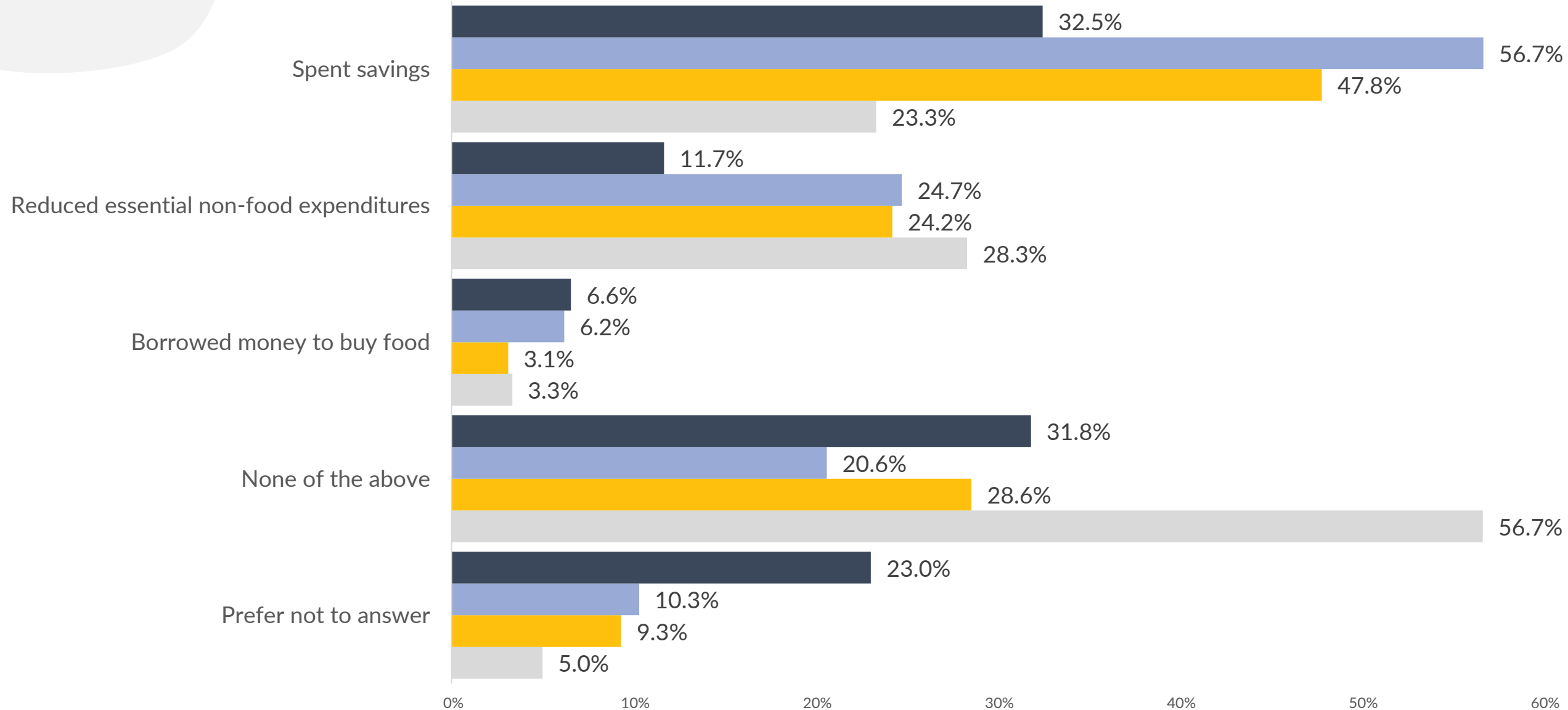
■ State program ■ Blue dot ■ Private accommodation ■ School



During the past 30 days, did anyone in your household or community have to engage in any of the following behaviours due to lack of food or lack of money to buy food or meet other basic needs?

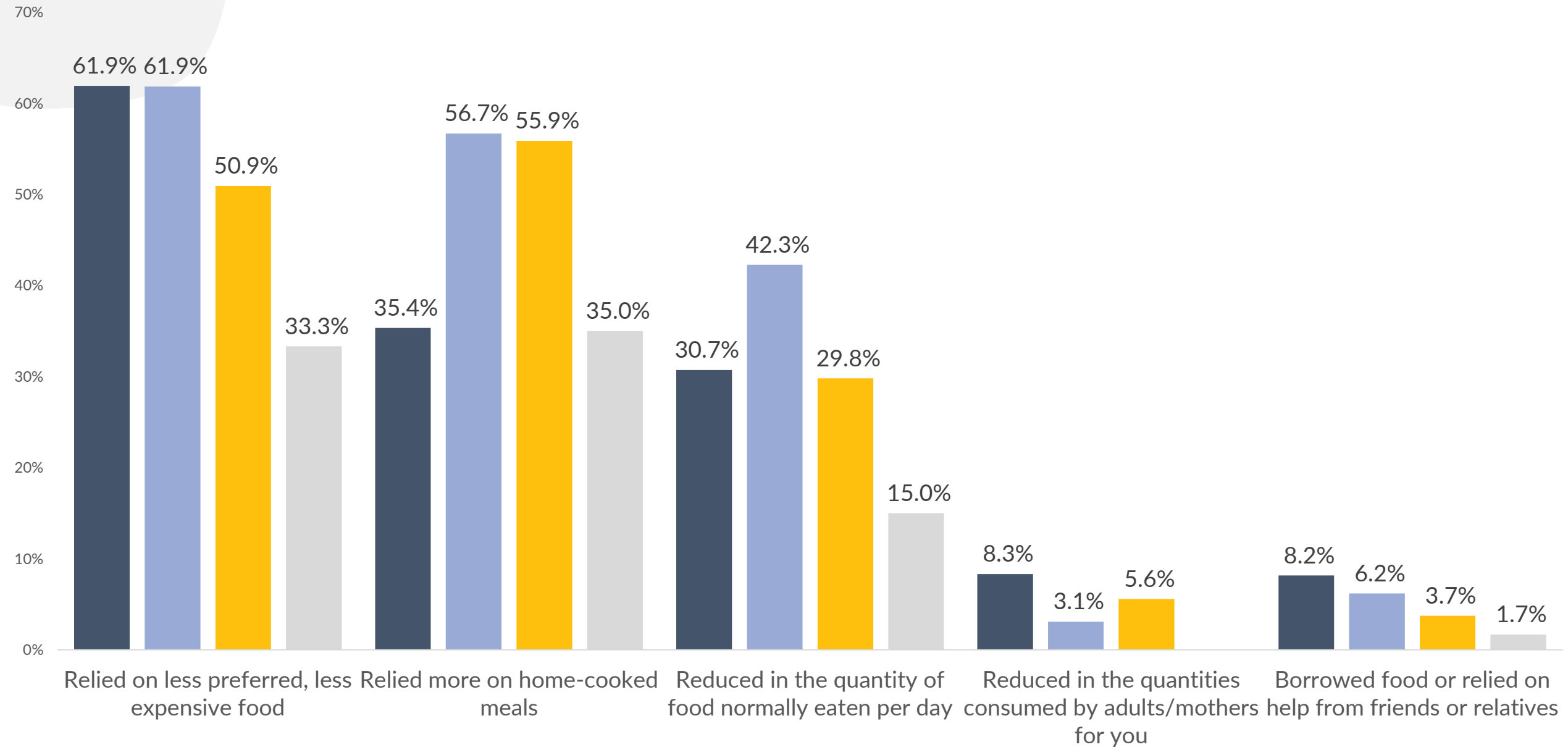
*All answers above 5%

■ State program ■ Blue dot ■ Private accommodation ■ School



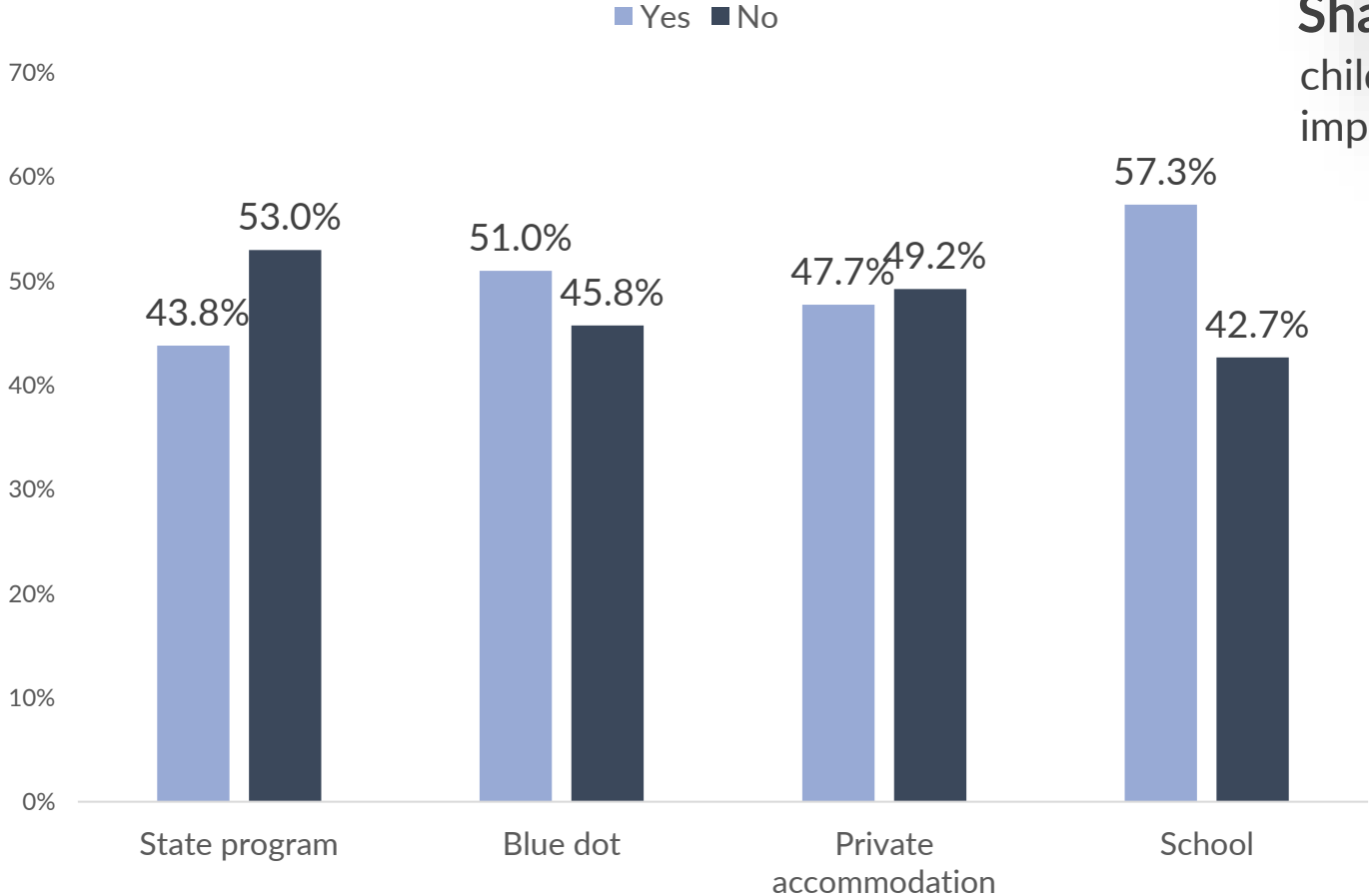
During the last 7 days, have you / your household engaged in one of the following strategies to cope with a lack of food or money to buy food?

■ State program ■ Blue dot ■ Private accommodation ■ School



Health & Disability

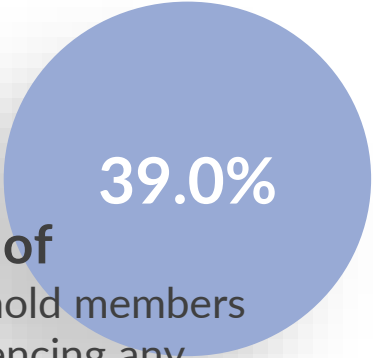
In the last month or less, did anyone in your family have a health problem for which he/she needed to access health care here in Bulgaria?*



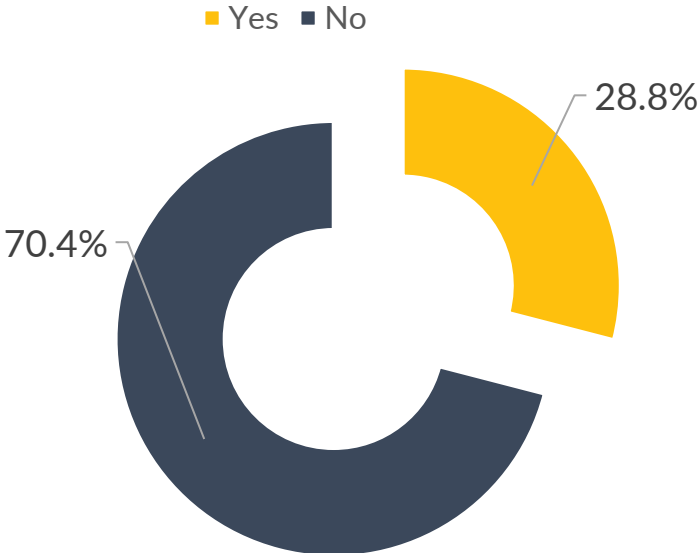
Share of children experiencing any impairments



Share of household members experiencing any impairments



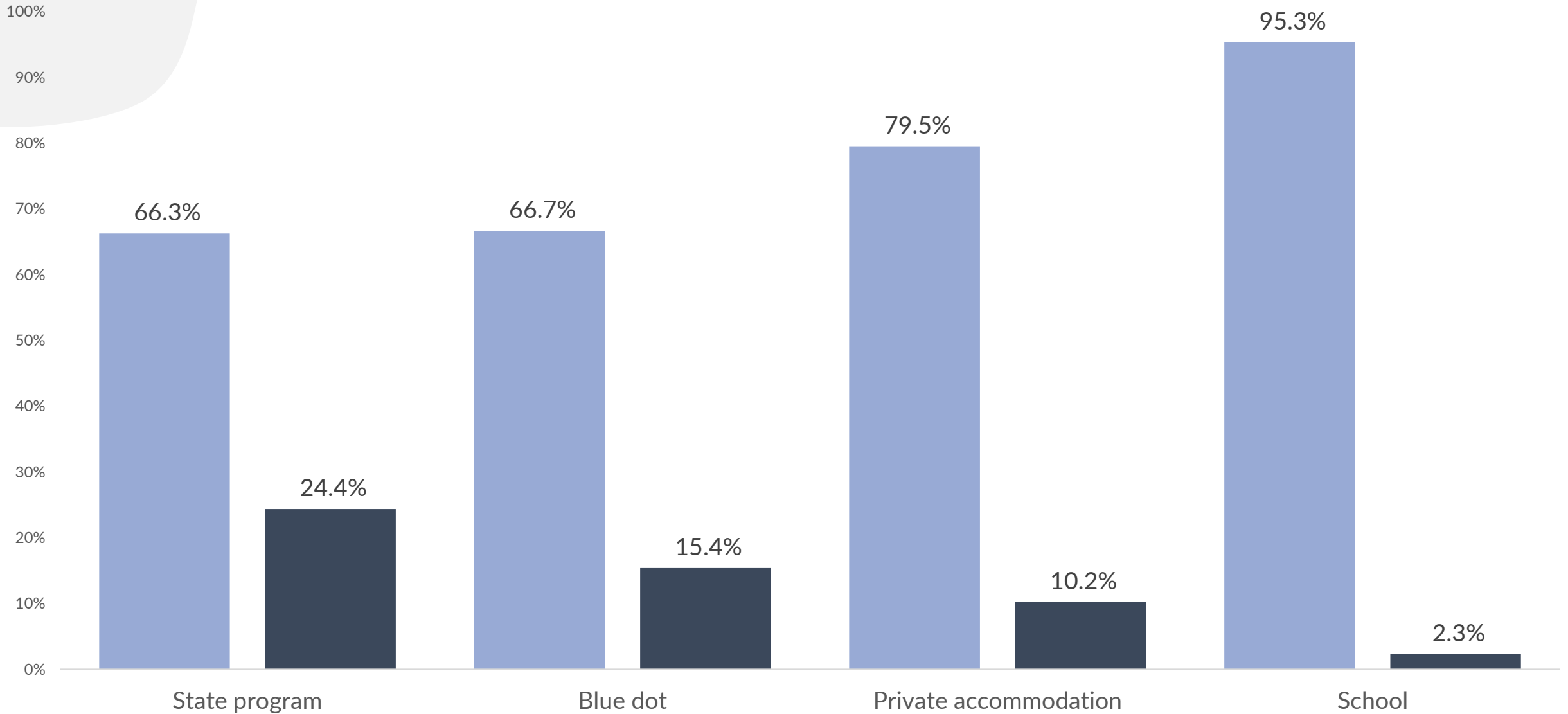
Do you have a General Practitioner in Bulgaria?*



*The difference up to 100% is due to answers in "Do not know" and "Prefer not to answer" options

Were you or your family members able to obtain the health care needed?*

■ Yes ■ No

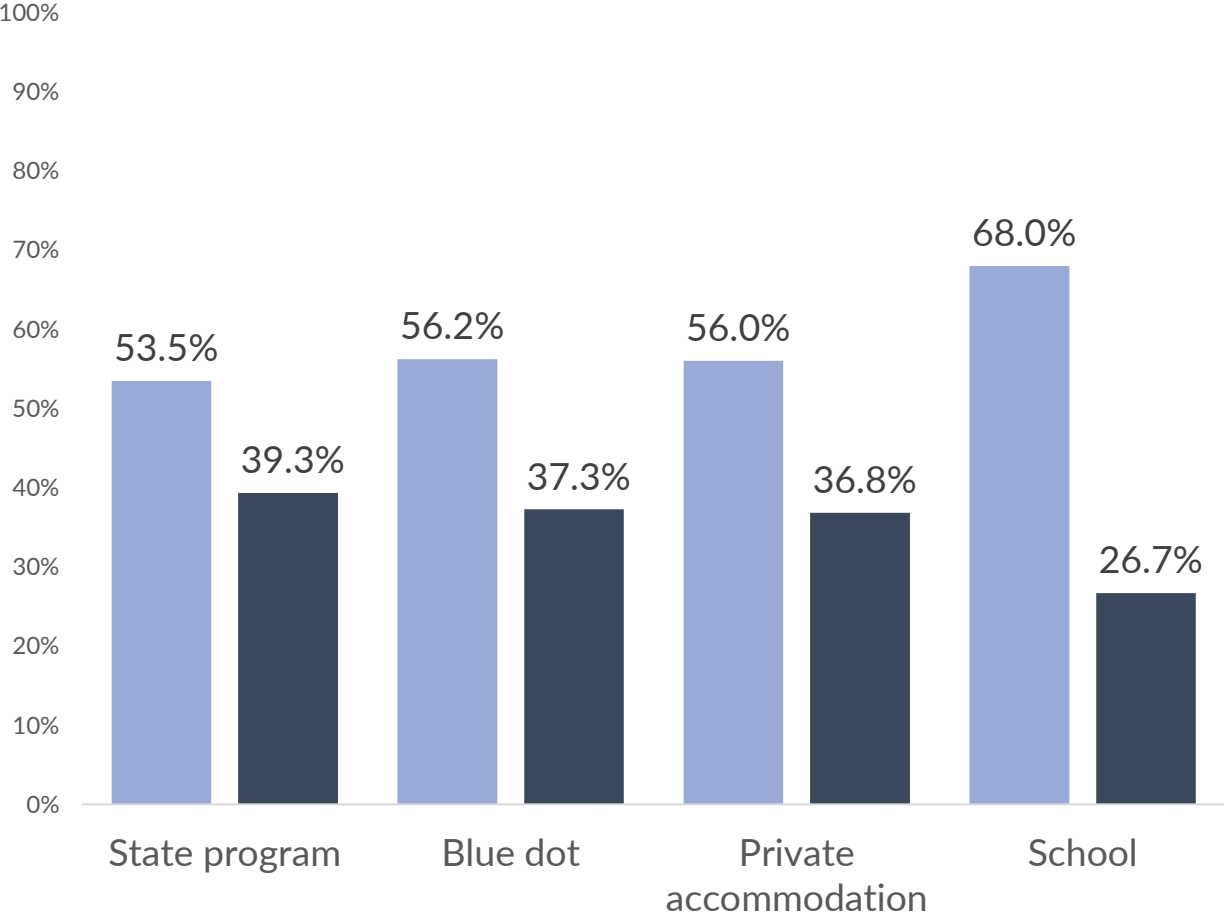


*The difference up to 100% is due to answers in "Do not know" and "Prefer not to answer" options

Mental health & Psychosocial support

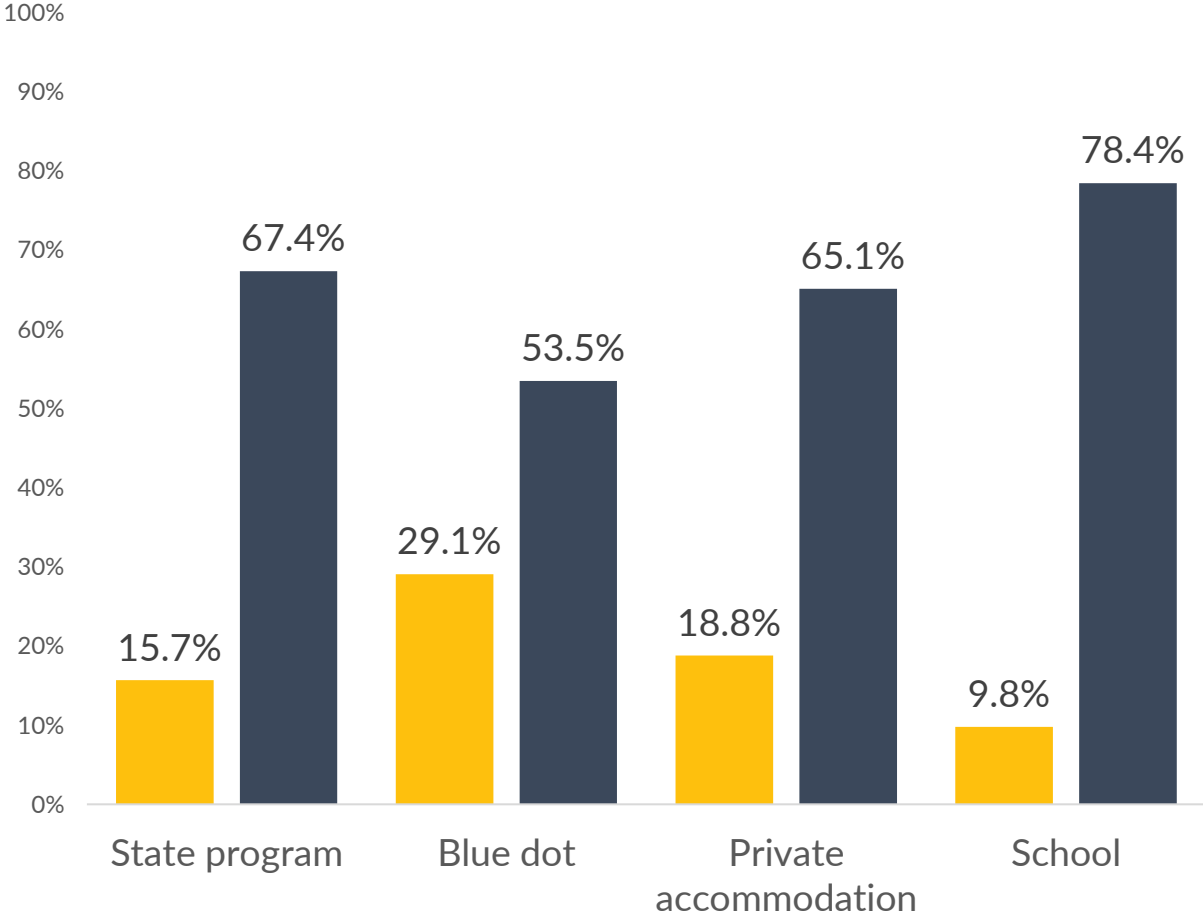
Are you or a family member experiencing mental health issues affecting their daily functioning?

■ Yes ■ No



Were you/they able to obtain professional support for these needs?

■ Yes ■ No

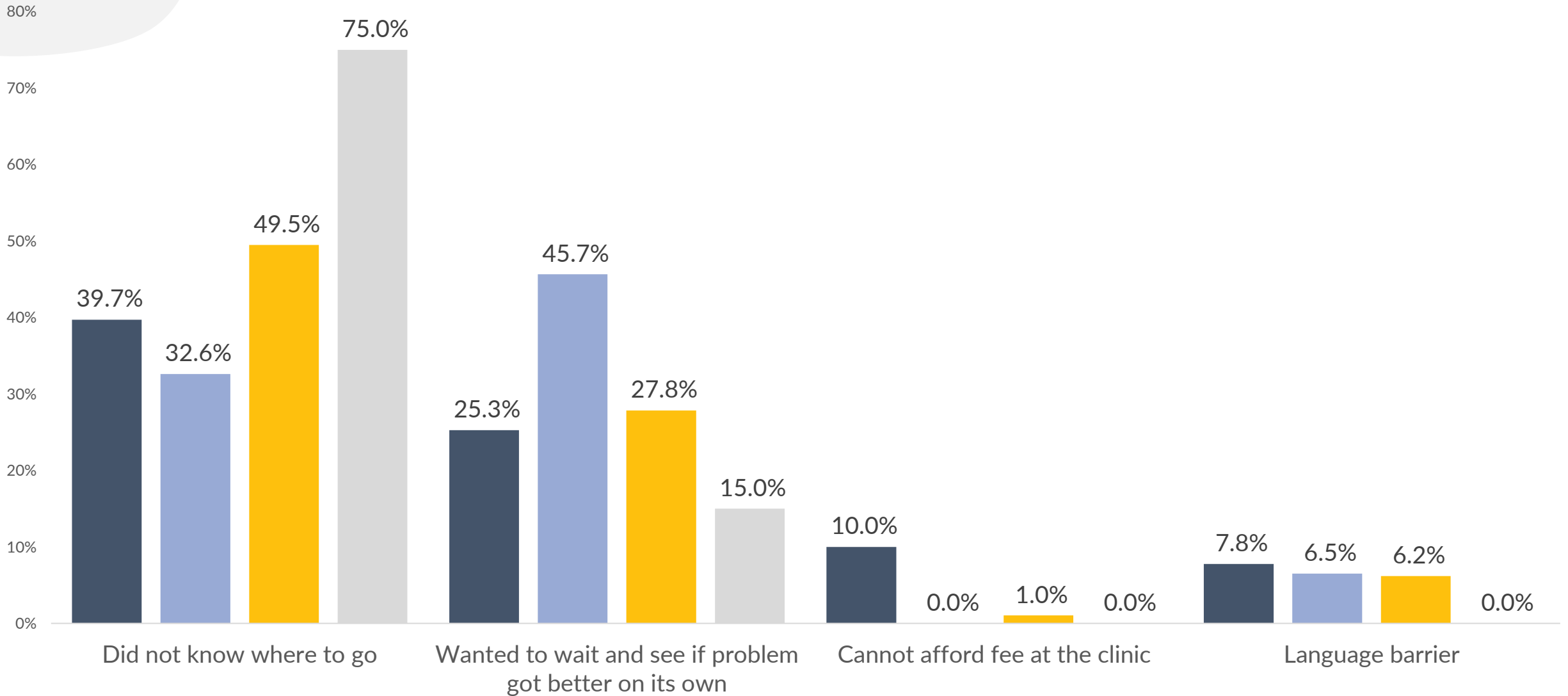


**The difference up to 100% is due to answers in "Do not know" and "Prefer not to answer" options*

What was the main reason they were not able to access mental health or psychosocial support services?

*All answers above 5%

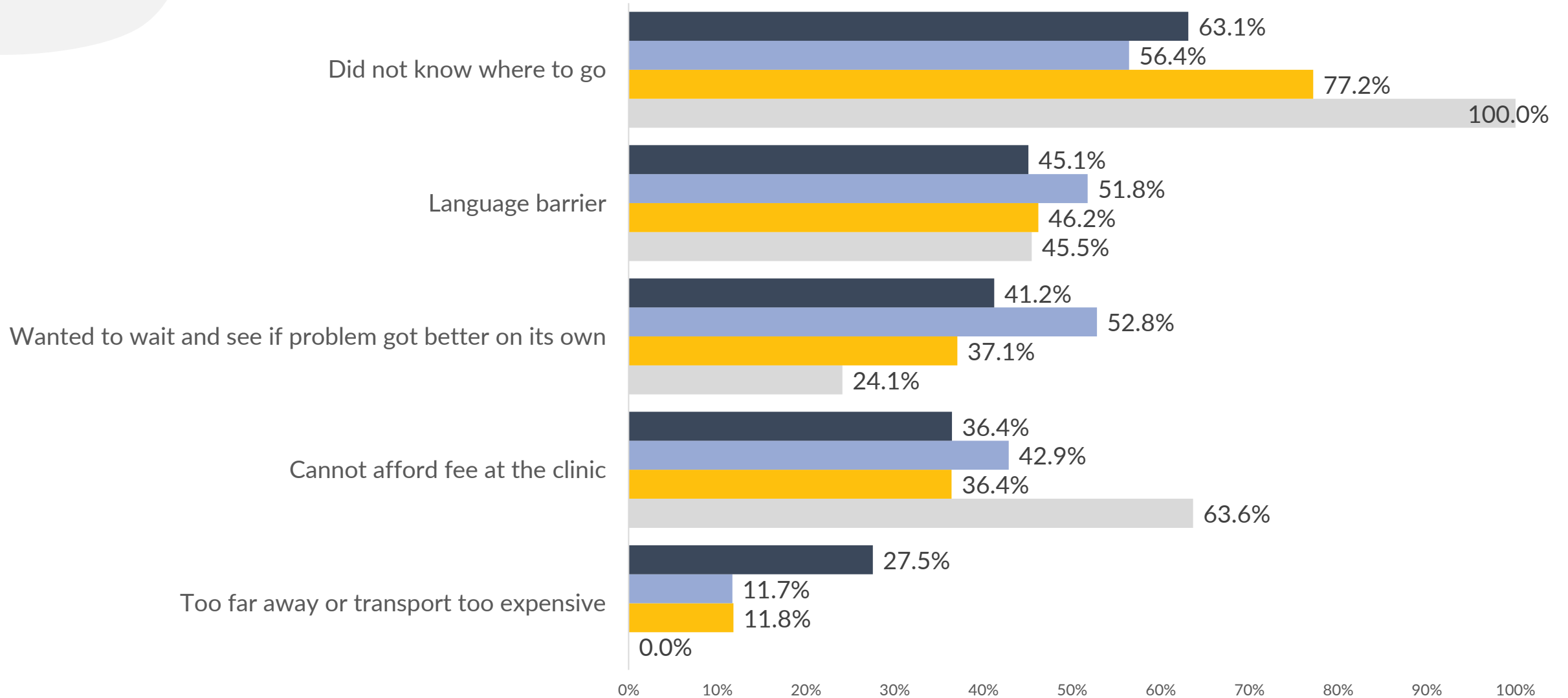
■ State program ■ Blue dot ■ Private accommodation ■ School



All reasons not obtaining mental health support (main reason + other reasons)

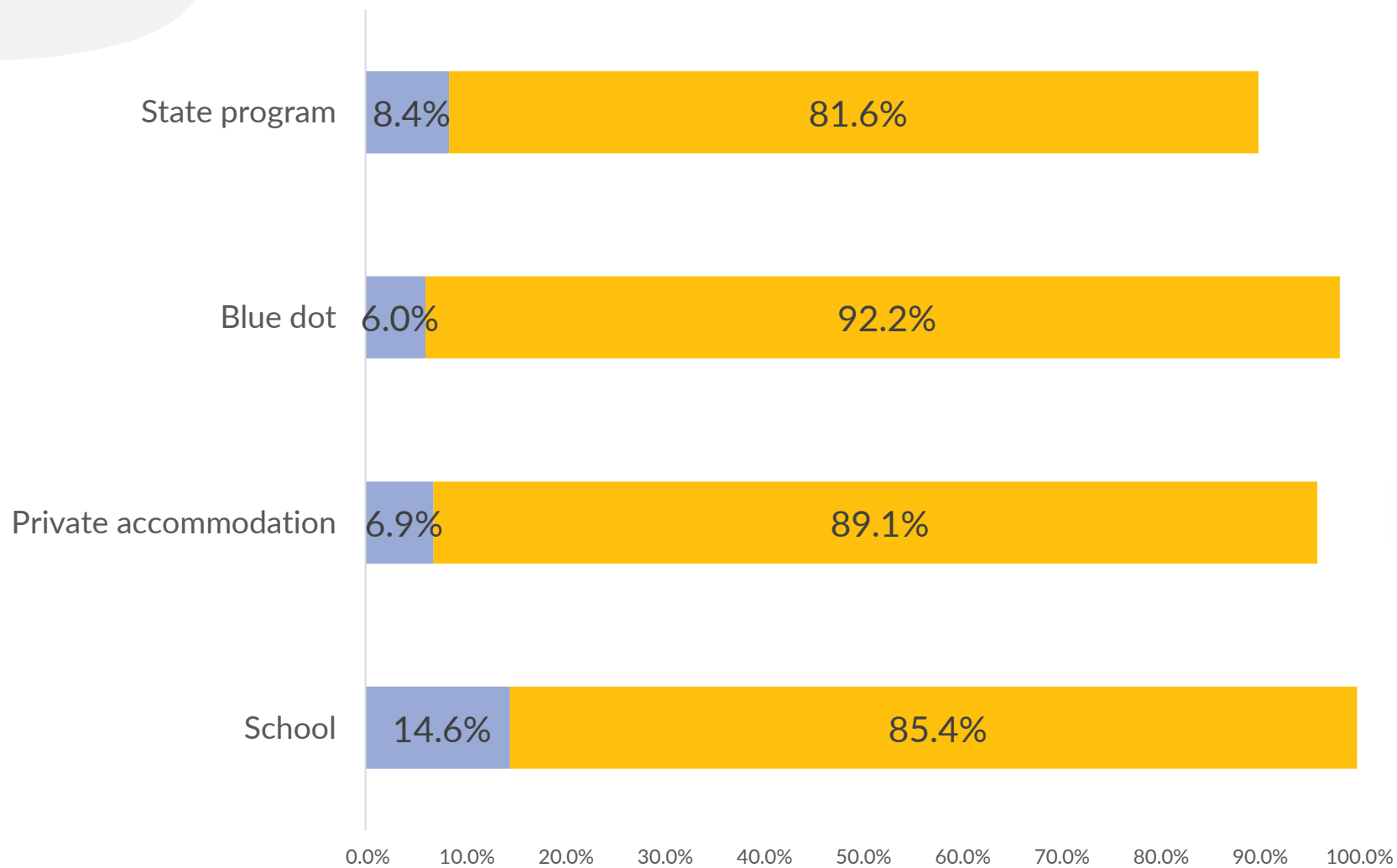
*All answers above 20%

■ State program ■ Blue dot ■ Private accommodation ■ School



Do you or your family member(s) receive social allowance due to disability from the Bulgarian state institution (Agency for Social Assistance)?*

■ Yes ■ No



39.0%
Share of household members experiencing any impairments

17.7%
Share of children experiencing any impairments

*The difference up to 100% is due to answers in "Do not know" and "Prefer not to answer" options

Safety & Security Concerns

Do you have any concerns regarding the safety and security of children in the area where you are staying?

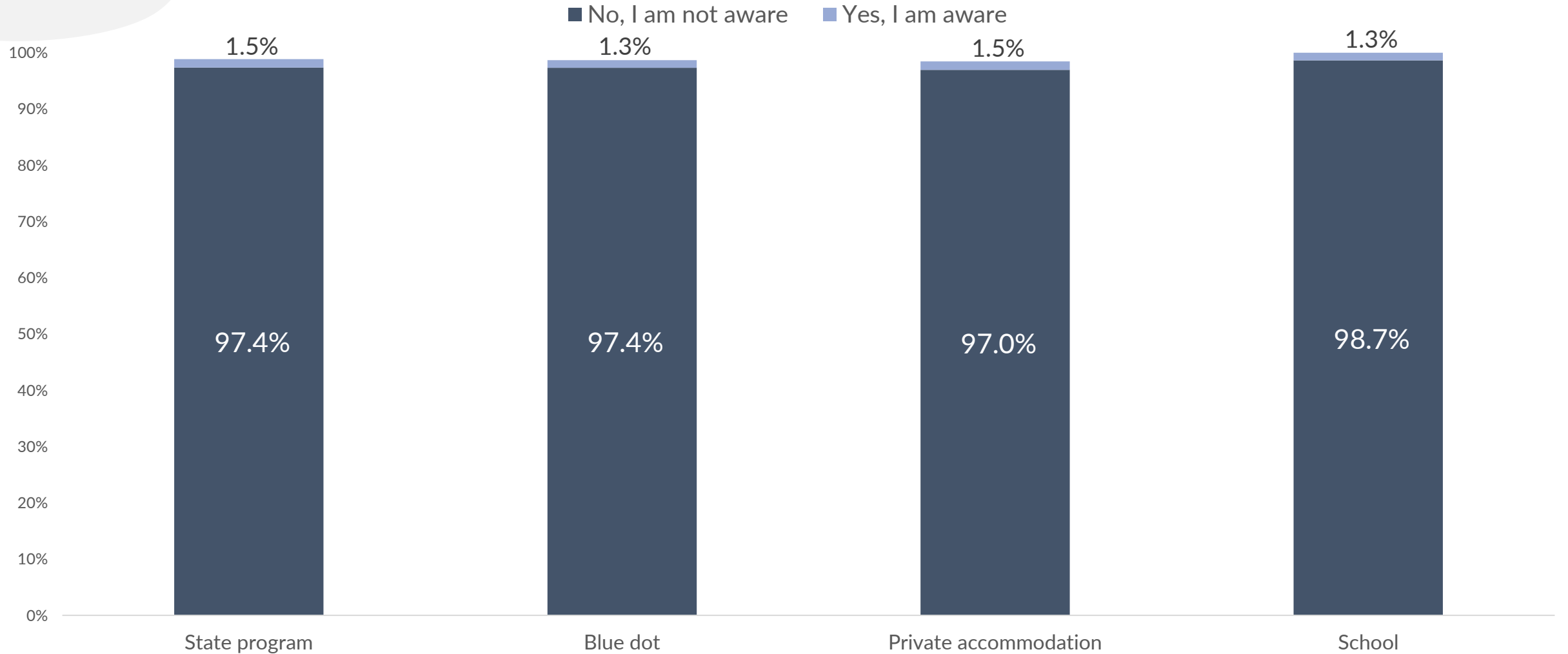
	State program	Blue dot	Private accommodation	School
No concerns	88.5%	88.3%	93.3%	95.9%
Increased risk of losing accommodation	3.3%	3.9%	2.2%	
Worsened mental health and psycho-social wellbeing	2.9%			
Increased risk of unhealthy food	2.7%	1.3%	0.6%	
Increased vulnerability to physical violence	1.3%	1.3%	0.6%	
Increased vulnerability to psychological violence	0.8%			
No access to education	0.8%		0.6%	
Increased vulnerability to violence online	0.2%			
Increased vulnerability to neglect	0.2%	1.3%	0.6%	
Other	1.0%	2.6%		
Do not know	1.5%	2.6%	1.7%	1.4%
Prefer not to answer	1.0%	1.3%	1.7%	2.7%

Do you have any safety and security concerns for women in the area where you are staying?

	State program	Blue dot	Private accommodation	School
No concerns	94.6%	90.8%	95.1%	96.0%
Being robbed	1.3%	2.0%	1.5%	1.3%
Being threatened with violence	0.5%	0.7%	0.4%	
Being kidnapped	0.4%	0.7%		
Discrimination or persecution	0.3%	1.3%	1.9%	1.3%
Suffering from verbal harassment	0.1%	1.3%	1.1%	
Trafficking	0.1%	0.7%		
Being exploited	0.1%			
Suffering from physical harassment or violence (not sexual)	0.0%	1.3%	0.8%	
Suffering from sexual harassment or violence	0.0%	1.3%	0.8%	
Other	0.6%	2.6%	0.4%	
Do not know	2.4%	2.6%	1.5%	
Prefer not to answer	0.6%	0.7%	0.4%	2.7%

Sexual exploitation, Abuse & Violence

Are you aware of any members of Ukrainian refugee community who experienced or felt at risk of "violence" or "abuse" in Bulgaria because of their gender? *



**The difference up to 100% is due to answers in "Prefer not to answer" option*

Sexual exploitation, Abuse & Violence

Which of the following did they experience or feel at risk of:

** Shares out the 1.3-1.5% who disclosed they were aware of such instances

	State program	Blue dot	Private accommodation	School
Sexual violence/assault	6.7%			
Verbal or sexual harassment, including unwanted sexual come	26.7%	50.0%	25.0%	
Psychological or emotional abuse	26.7%	50.0%	25.0%	
Prefer not to respond	26.7%	50.0%	25.0%	
Physical assault/violence	40.0%	0.0%	50.0%	100.0%

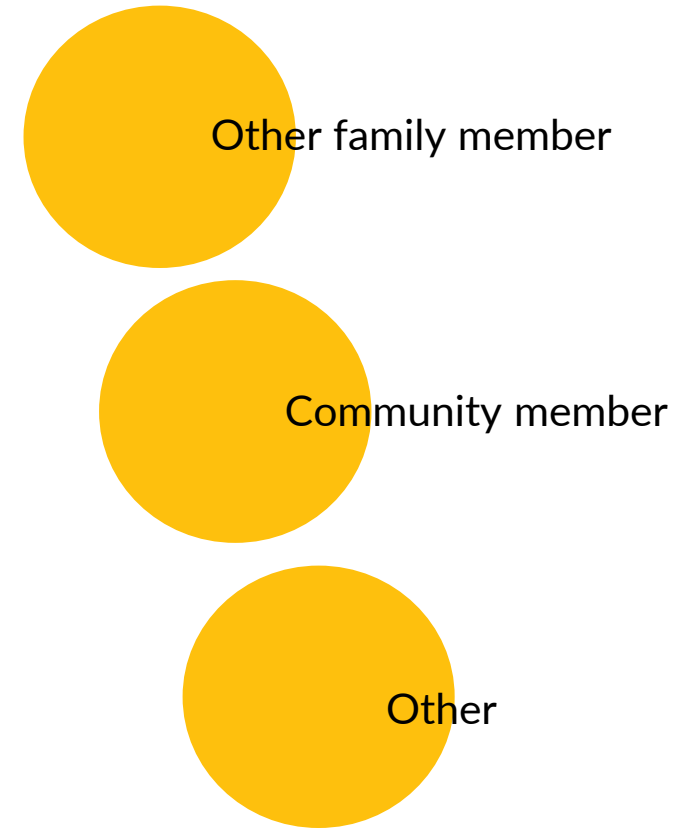
**The difference up to 100% is due to answers in "Prefer not to answer" option*

Which of the following did they experience or feel at risk of:

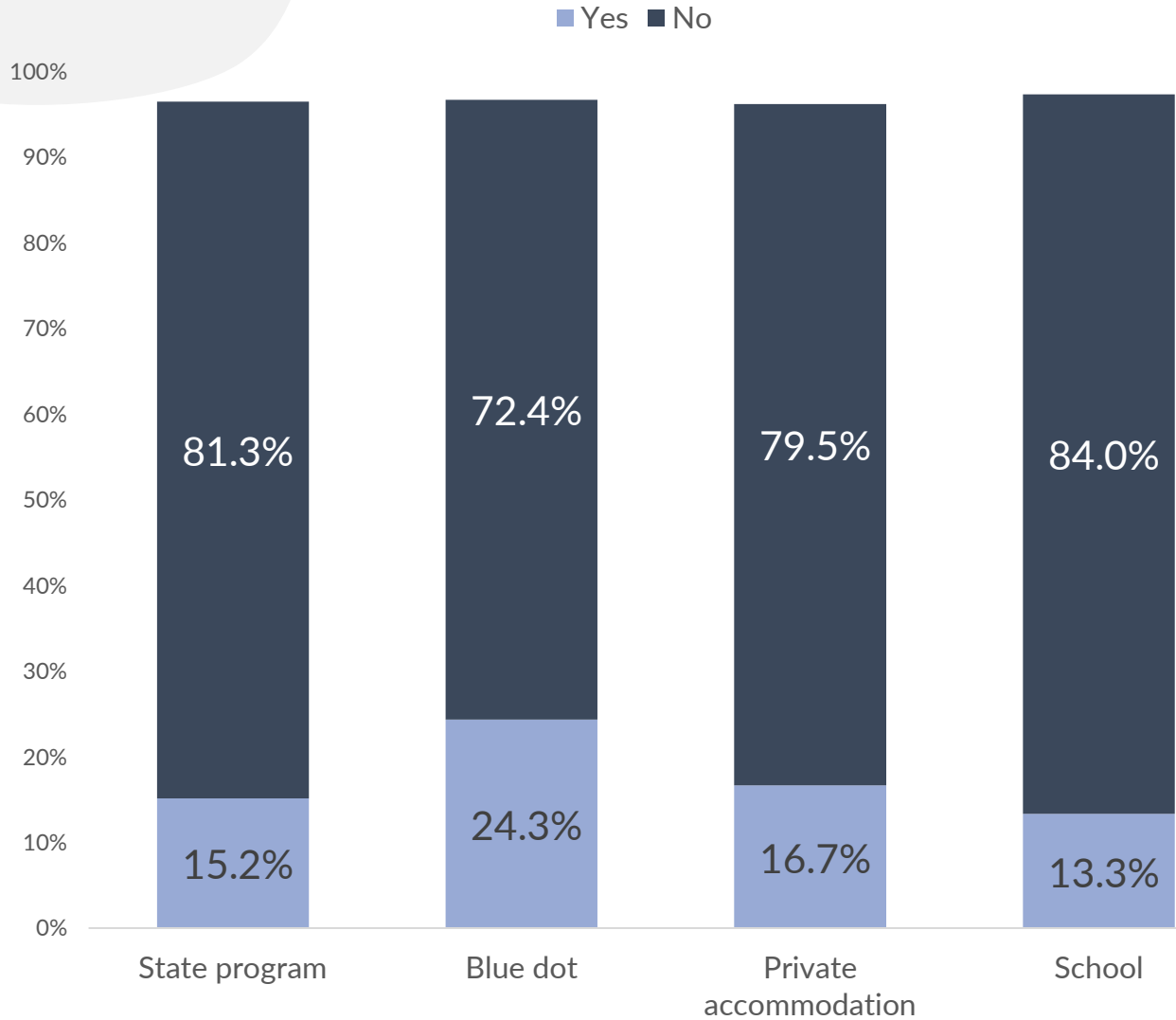
	State program	Blue dot	Private accommodation	School
Sexual violence/assault	6.7%			
Verbal or sexual harassment, including unwanted sexual comme	26.7%	50.0%	25.0%	
Psychological or emotional abuse	26.7%	50.0%	25.0%	
Prefer not to respond	26.7%	50.0%	25.0%	
Physical assault/violence	40.0%	0.0%	50.0%	100.0%

By whom did they feel at risk or experience these / these incidents?*

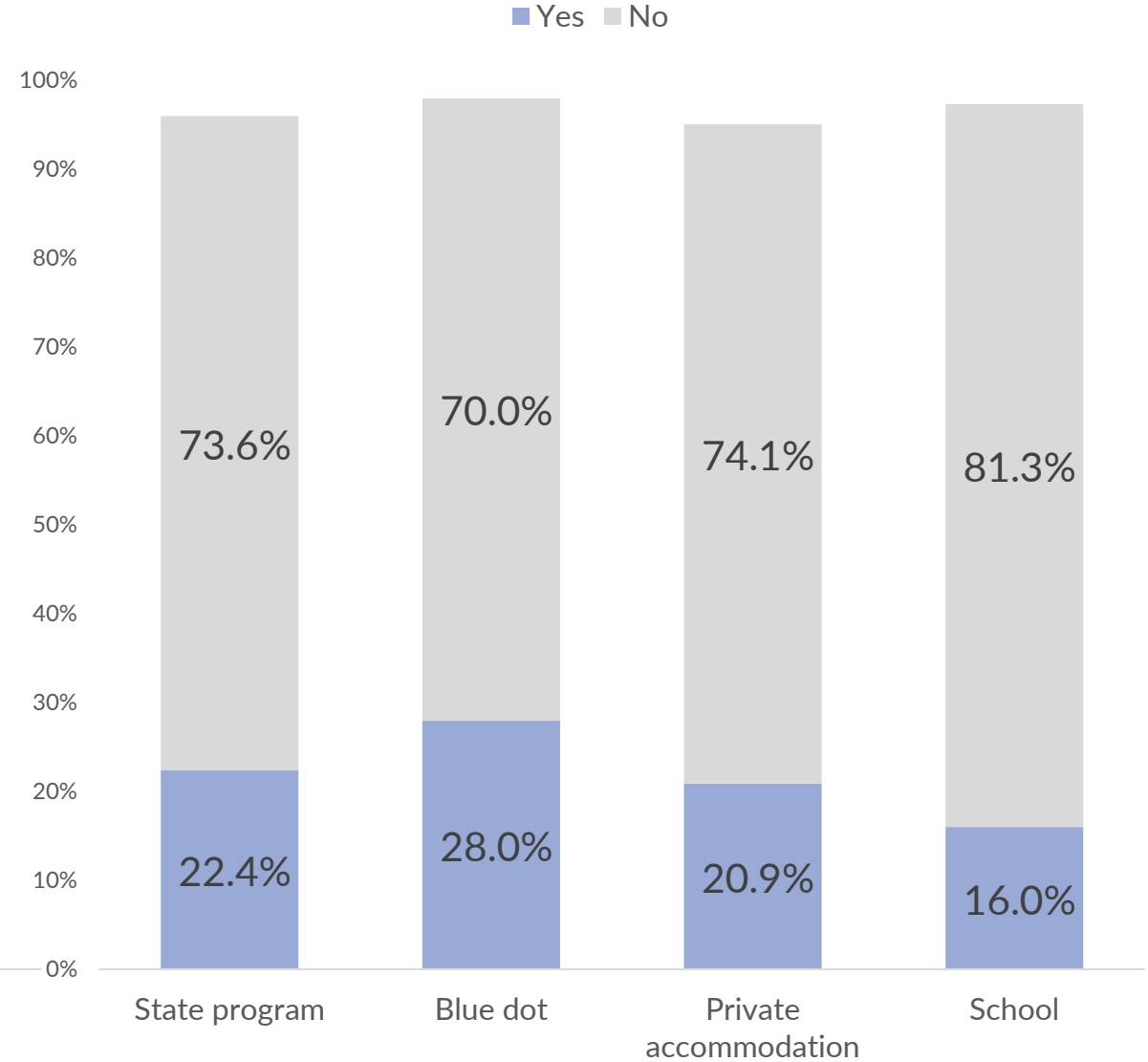
Top 3 answers among the groups



If someone in your community experiences gender-based violence, do you know where they could access specialised services (legal, medical, psychosocial support, shelter)?



If someone in your community experiences sexual abuse or exploitation, do you know where they could complain?



*The difference up to 100% is due to answers in "Not sure" option

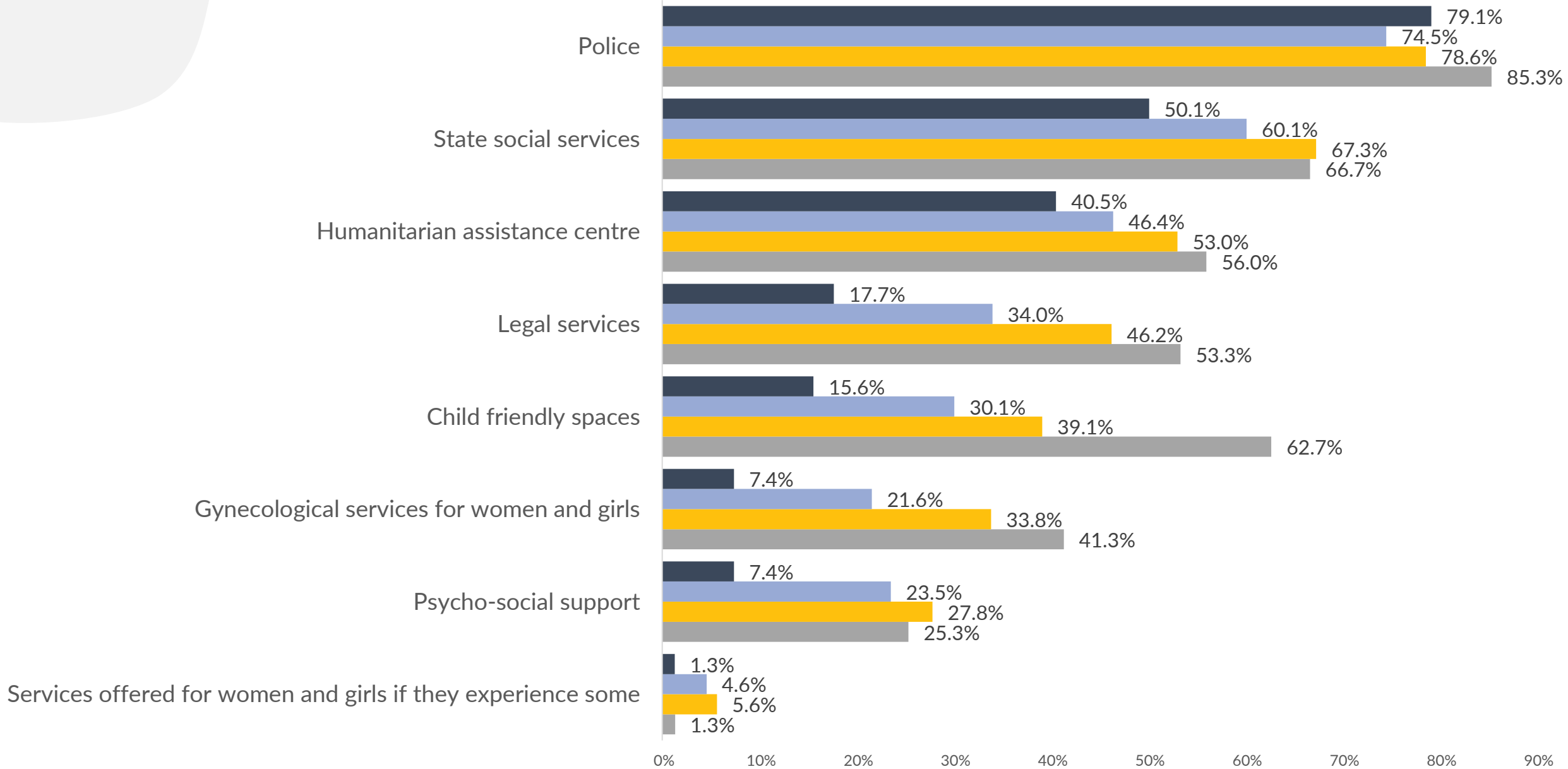
Access to information & Assistance

On which topics do you need more information?

	State program	Blue dot	Private accommodation	School
Financial Aid	66.1%	65.1%	60.3%	83.6%
Vouchers	56.5%	55.9%	53.3%	76.7%
Food	49.3%	42.8%	44.4%	68.5%
How to access medical care	44.5%	40.8%	38.5%	43.8%
In-kind support (hygiene items, clothing, etc.)	42.7%	36.8%	27.2%	26.0%

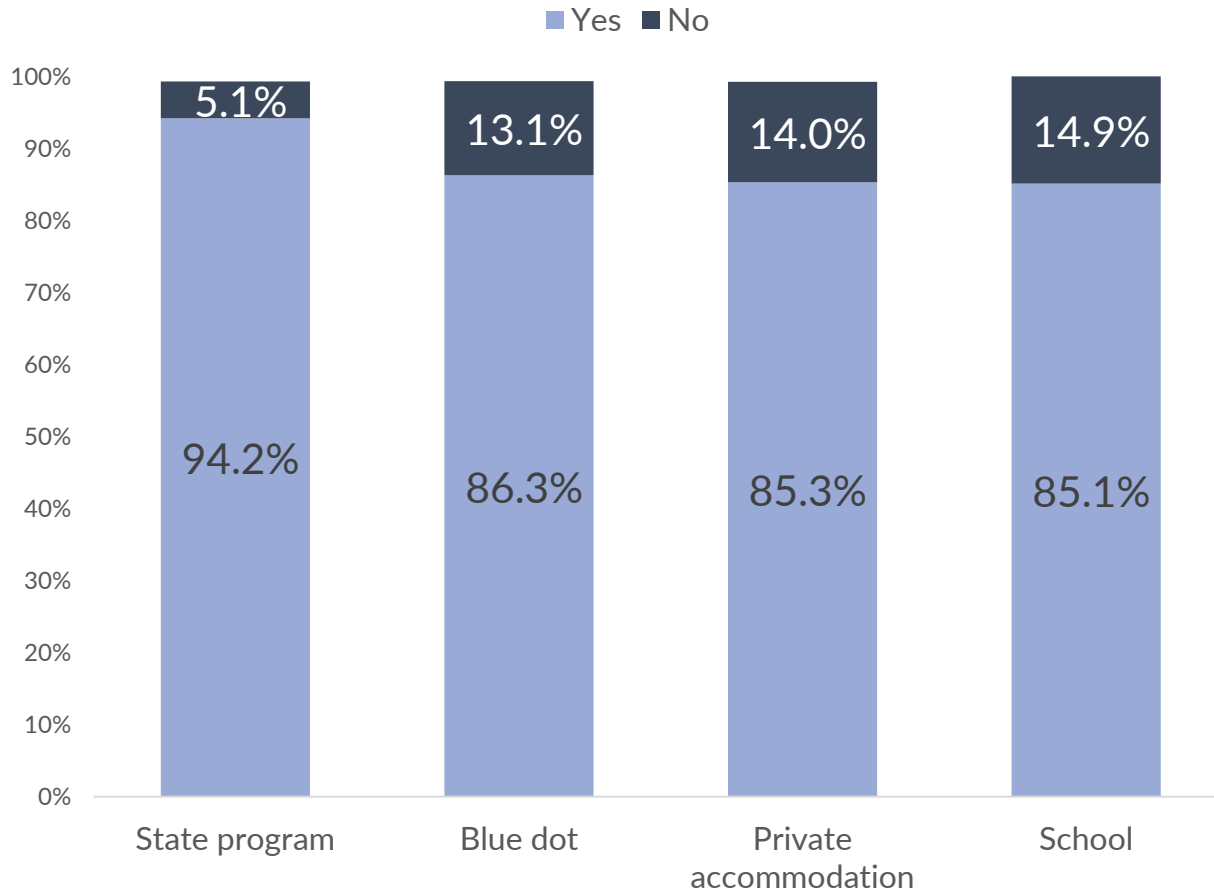
Do you have access to the following services in the area where you are residing?

State program
 Blue dot
 Private accommodation
 School

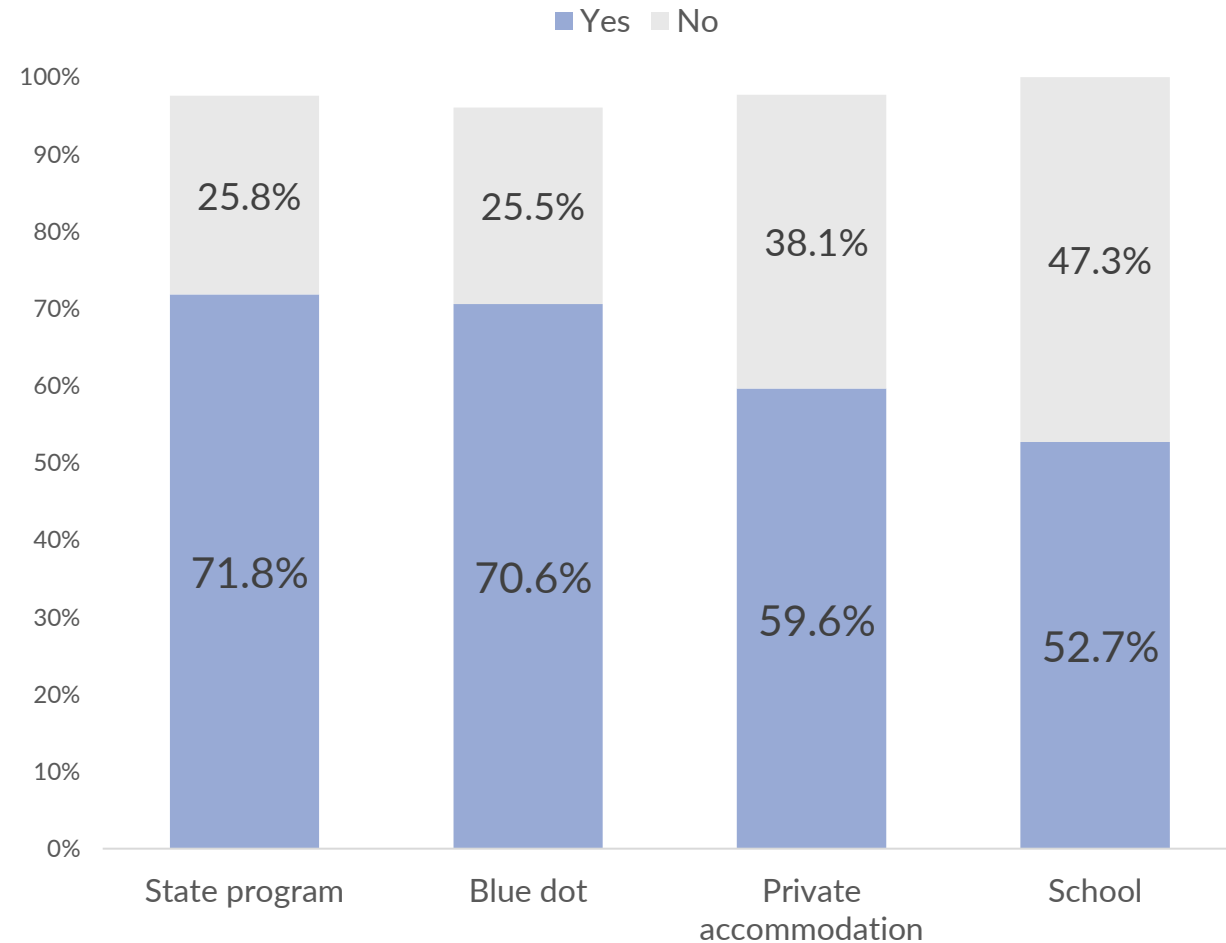


Access to Humanitarian Support

Has your household received financial assistance provided to Ukrainian refugees from the government of Bulgaria?



Has your household received any humanitarian aid in the past 30 days?



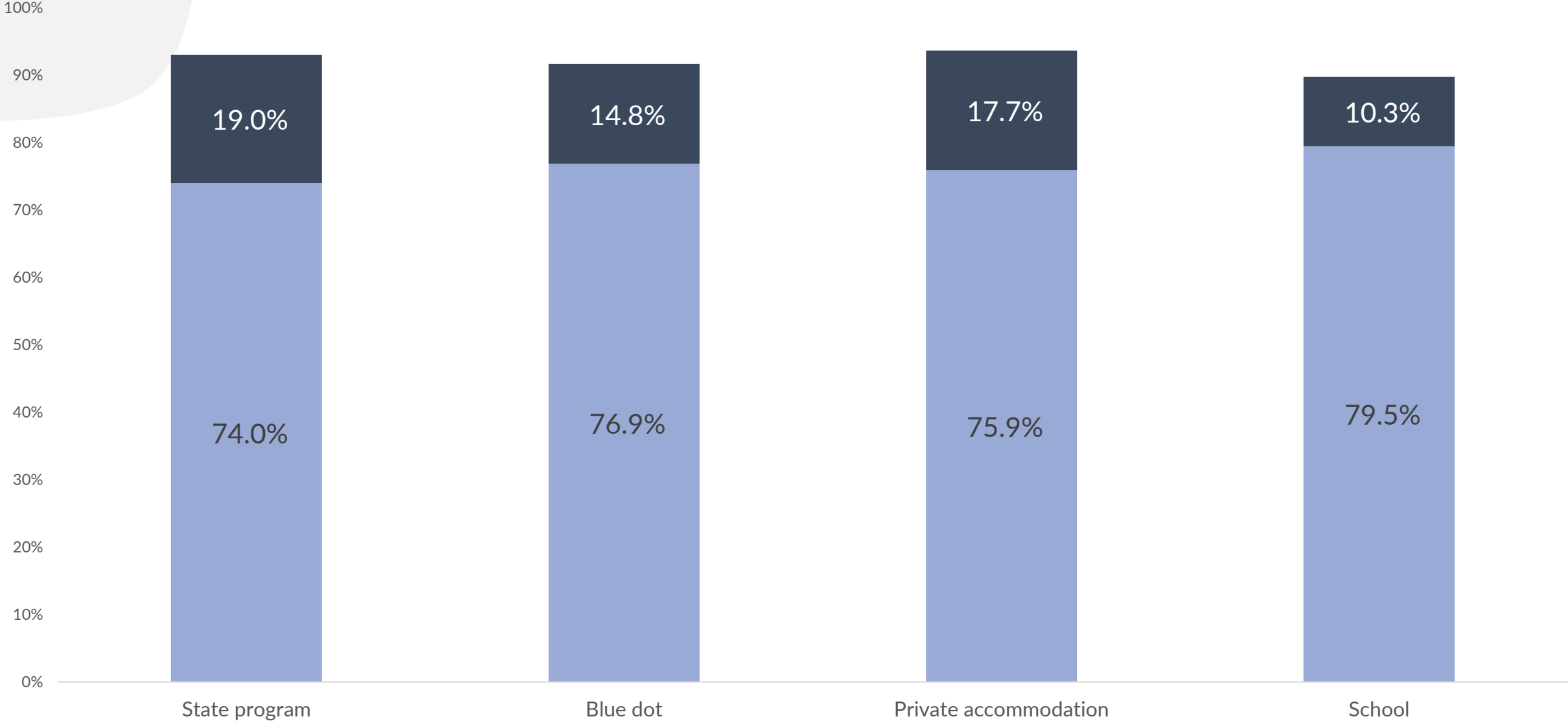
**The difference up to 100% is due to answers in "Do not know" and "Prefer not to answer" options*

Which organisation provided the aid?

	State program	Blue dot	Private accommodation	School
Bulgarian Red Cross (BRC)	92.1%	79.6%	85.4%	89.7%
Caritas	20.3%	20.4%	20.3%	15.4%
Volunteers	16.3%	10.2%	9.5%	10.3%
UN Refugee Agency (UNHCR)	7.2%	3.7%	5.1%	5.1%
Blue Dot	6.8%	38.9%	25.9%	10.3%
Ukrainian NGOs in Bulgaria	5.1%	1.9%	2.5%	
UNICEF	4.2%	1.9%	1.9%	2.6%
International Organisation for Migration (IOM)	2.9%	13.0%	8.9%	10.3%
Council of Refugee Women in Bulgaria	1.9%	2.8%	1.3%	
Bulgarian Helsinki Committee	1.0%	2.8%	1.3%	
World Health Organisation (WHO)	0.3%		0.6%	
Foundation for Access to Rights	0.1%			
Other	4.2%	6.5%	5.1%	5.1%

Were you satisfied with the aid that you received?*

■ Yes ■ No



**The difference up to 100% is due to answers in "Do not know" and "Prefer not to answer" options*

First urgent need

	State program	Blue dot	Private accommodation	School
Cash / vouchers	45.8%	41.2%	44.5%	70.3%
Healthcare services	13.2%	17.6%	15.5%	12.2%
Medicines	10.1%	8.5%	3.4%	0
Food	7.8%	13.1%	7.5%	2.7%
Accommodation	7.1%	6.5%	9.4%	1.4%
Winter clothes	4.0%	1.3%	1.9%	0
Employment support	3.7%	2.0%	4.5%	2.7%
Sanitation and hygiene products	1.0%	0	0.4%	0
Language courses	1.0%	3.3%	3.8%	4.1%
Clothes	0.9%	1.3%	1.1%	0
Support with transport	0.9%	0	0.4%	0
Communication (phone or internet access)	0.7%	0.7%	0	0
Support with childcare / education	0.6%	0	1.1%	1.4%
Baby items	0.5%	0	0	0
Support with registration / legal assistance	0.4%	0	0.8%	2.7%
Feeding support for children less than 2 years old	0.3%	0	0	0
Information on available services	0.2%	0	0	0
Psychosocial support	0.1%	0.7%	0.8%	0
Other (please specify)	0.3%	1.3%	1.9%	2.7%
No Aid	1.2%	2.6%	3.0%	0

Second urgent need

	State program	Blue dot	Private accommodation	School
Healthcare services	20.1%	11.7%	12.4%	6.1%
Food	19.6%	29.7%	23.6%	28.8%
Medicines	18.6%	13.8%	10.3%	0
Cash / vouchers	13.3%	20.0%	21.5%	16.7%
Winter clothes	4.8%	2.1%	1.7%	4.5%
Sanitation and hygiene products	4.0%	4.1%	2.1%	0
Accommodation	3.6%	2.8%	5.6%	1.5%
Employment support	3.4%	5.5%	9.9%	22.7%
Language courses	3.2%	0.7%	3.4%	13.6%
Clothes	2.8%	1.4%	0.4%	1.5%
Support with childcare / education	1.5%	1.4%	2.1%	1.5%
Communication (phone or internet access)	1.5%	0	0.9%	1.5%
Baby items	1.0%	1.4%	0.4%	0
Support with transport	0.8%	1.4%	0.4%	0
Feeding support for children less than 2 years old	0.6%	0	0.9%	0
Information on available services	0.4%	0	0	0
Support with registration / legal assistance	0.2%	0	0.4%	1.5%
Psychosocial support	0.2%	0	0	0
Cooking materials	0	1.4%	0	0
Other (please specify)	0.1%	1.4%	1.7%	0
No Aid	0.3%	1.4%	2.1%	0

Third urgent need

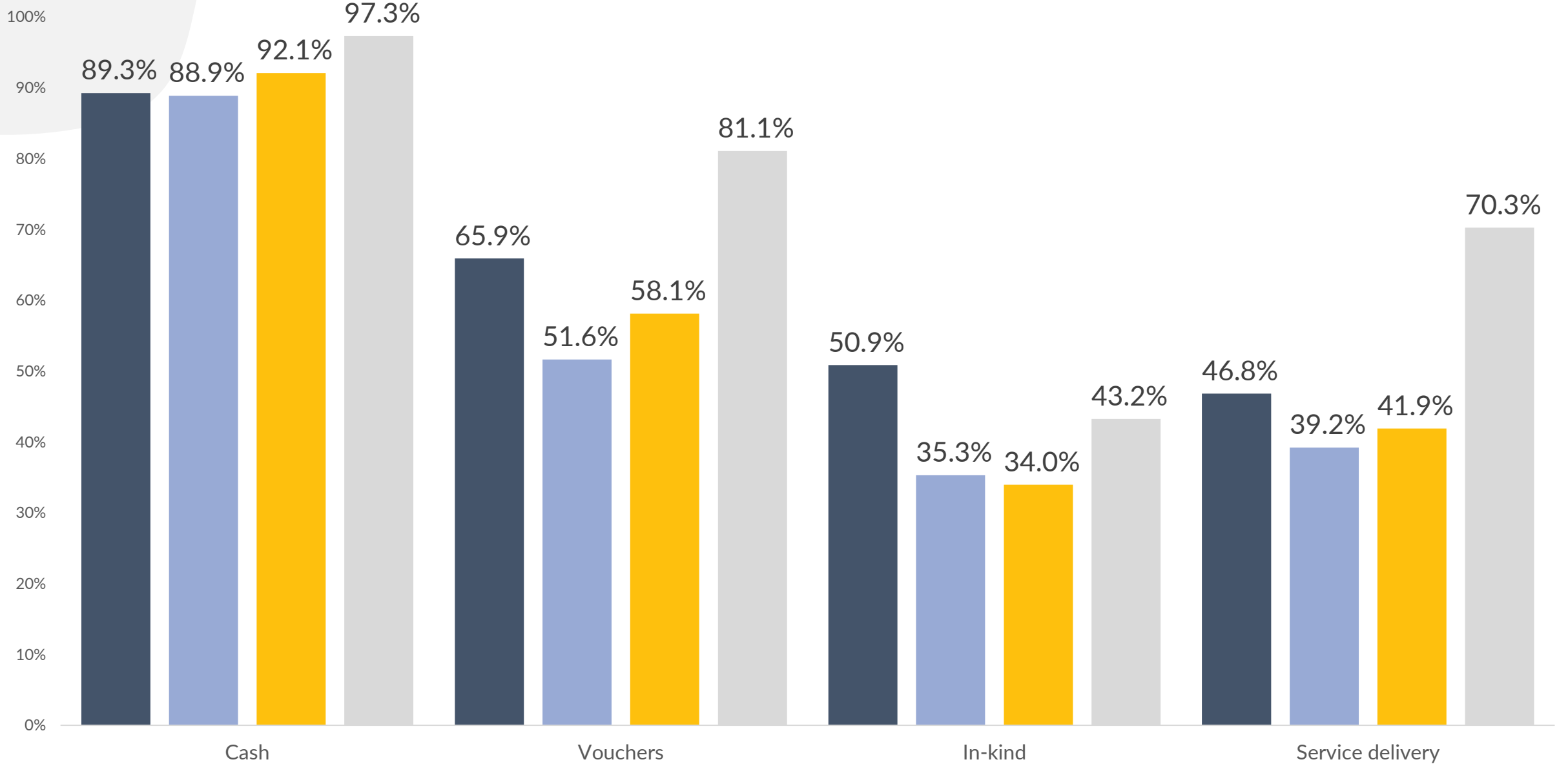
	State program	Blue dot	Private accommodation	School
Cash / vouchers	15.7%	9.0%	10.0%	6.3%
Food	14.4%	12.0%	13.6%	22.2%
Healthcare services	12.2%	10.5%	11.4%	11.1%
Sanitation and hygiene products	11.4%	4.5%	8.2%	3.2%
Medicines	10.0%	11.3%	7.7%	4.8%
Winter clothes	7.8%	6.8%	4.5%	1.6%
Clothes	5.9%	1.5%	3.6%	1.6%
Language courses	5.0%	6.8%	10.0%	20.6%
Employment support	3.2%	6.8%	7.7%	11.1%
Accommodation	2.9%	2.3%	3.2%	7.9%
Communication (phone or internet access)	2.5%	1.5%	0.9%	0
Support with transport	2.2%	1.5%	1.8%	0
Information on available services	1.5%	2.3%	1.4%	1.6%
Baby items	1.3%	1.5%	2.3%	0
Support with registration / legal assistance	0.9%	0	0.5%	1.6%
Support with childcare / education	0.8%	1.5%	0.9%	1.6%
Cooking materials	0.7%	3.0%	2.7%	0
Psychosocial support	0.4%	0.8%	0.5%	1.6%
Feeding support for children less than 2 years old	0.1%	1.5%	0.5%	0
Other (please specify)	0.6%	14.3%	7.3%	3.2%
No Aid	0.4%	0.8%	1.4%	0

All urgent need (First+ second+ third)

	State program	Blue dot	Private accommodation	School
Cash / vouchers	74.8%	70.2%	76.0%	93.3%
Healthcare services	45.5%	39.9%	39.3%	29.3%
Food	41.9%	54.8%	44.8%	53.7%
Medicines	38.7%	33.6%	21.4%	4.8%
Winter clothes	16.6%	10.1%	8.1%	6.1%
Sanitation and hygiene products	16.5%	8.6%	10.7%	3.2%
Accommodation	13.6%	11.6%	18.2%	10.8%
Employment support	10.3%	14.2%	22.1%	36.5%
Clothes	9.6%	4.2%	5.2%	3.1%
Language courses	9.1%	10.7%	17.2%	38.3%

What is your preferred modality to receive assistance?

■ State program ■ Blue dot ■ Private accommodation ■ School



Ukraine Situation

MULTI-SECTORAL NEEDS ASSESSMENT
and Winter Needs – UNHCR Bulgaria

January 2023