

Key Figures



45,437
Estimated Arrivals
8,304 Households



36,761 **
Individuals registered
8,404 Household
(**) 33,398 with biometrics




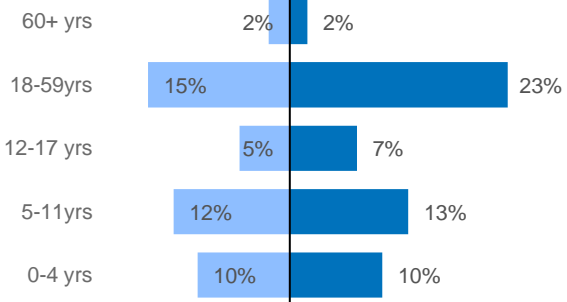
14,241
Person with Specific Need



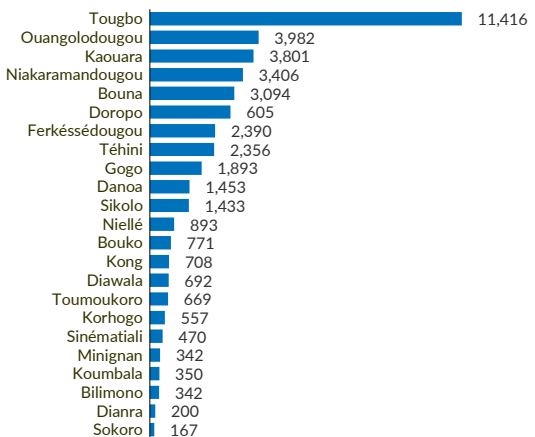
13,975
Children at School Age

Age and Gender Breakdown*

Male (45%)  Female (55%) 



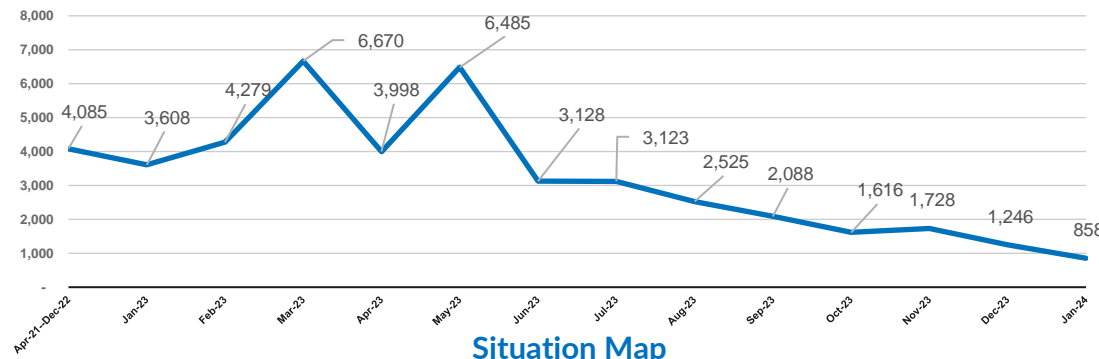
Sub-prefectures hosting asylum seekers*



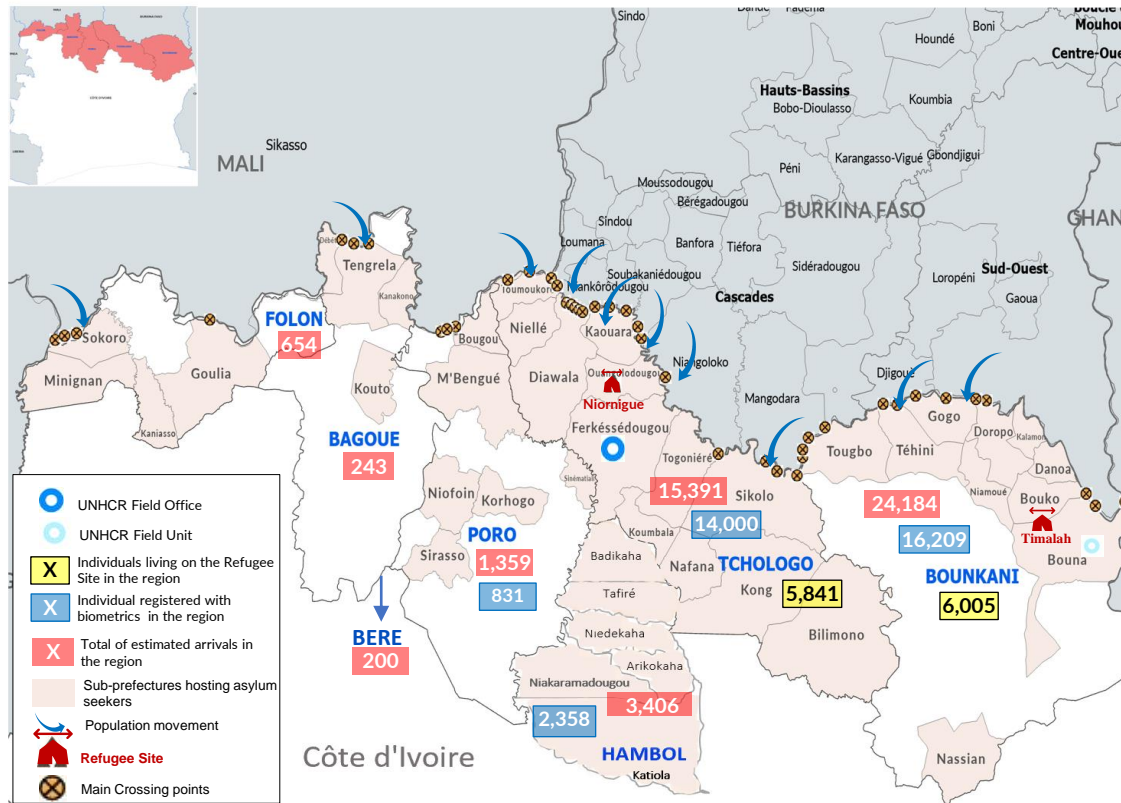
(*) sub-prefecture having received at least 100 asylum seekers

New arrivals from Burkina Faso and Mali are currently registered as asylum seekers. The main reasons for the departure of asylum seekers from their villages in Burkina Faso are **armed conflicts / generalized insecurity, threats, intimidation and attacks by non-state armed groups in the villages**. **3,406** asylum seekers have been staying in Niakara Department, Hambol Region. Local authorities have identified them and signaled their presence to CNS in October 2023. They arrived since April 2023 and remained in the communities

Trend of arrivals/identified



Situation Map

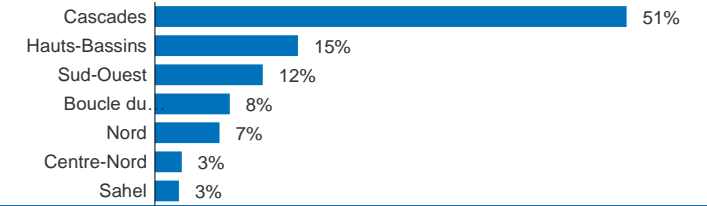


(*) The data is exclusively that of biometrically registered persons. The boundaries and names shown and the designations used on this map do not imply official endorsement or acceptance by the United Nations.

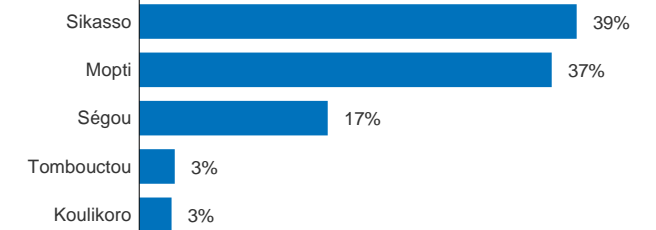
Country of Origin of registered asylum seekers



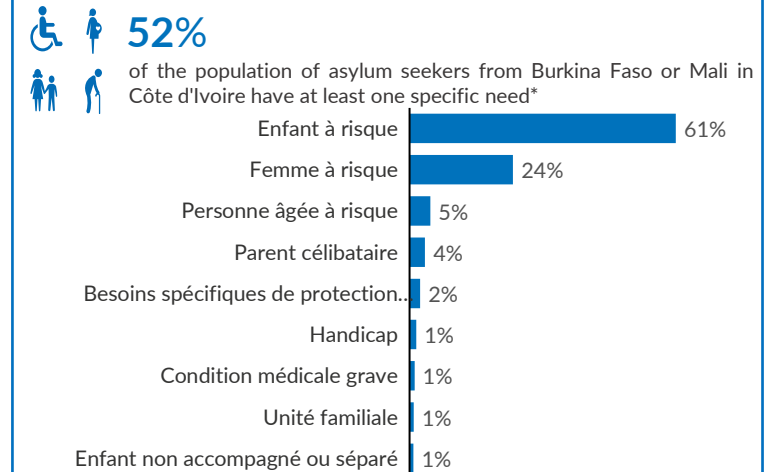
Principal regions of origin in Burkina Faso*



Principal regions of origin in Mali*



Distribution of specific needs*



Children and women in reproductive age*

