Registered Refugees and Asylum-Seekers in DRC

Key Figures

526 508 Refugees and Asylum Seekers

523 396 Registered Refugees

3112 Asylum Seekers

223 673 Refugees and Asylum Seekers

1807 Ex refugees Congolese who had returned to DRC

13444 Registered Refugees

Situation Overview

The refugee population in the DRC increased from **520,573** to **523,396** compared to November, a variation of 0.6% due to the recognition of refugee status for **2203** Burundians, **371** Central Africans and ongoing registration. The number of asylum increased from **1687** to **3112** due to the registration of new arrivals from Burundi. **559** Central African refugees and **147** Rwandan refugees were repatriated to their countries during the month. **1807** Congolese (ex-refugees) were repatriated to the DRC during the year. In 2023, **418** individual cases were submitted for resettlement and **16** people left for resettlement.

Age and Gender of Refugee Population

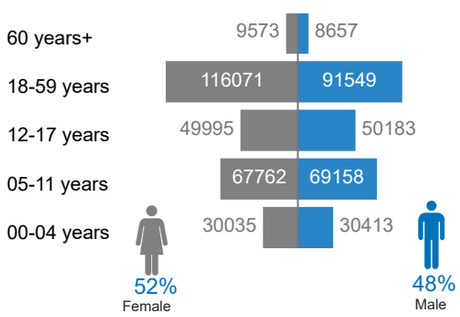

Refugee Population by Country of Origin

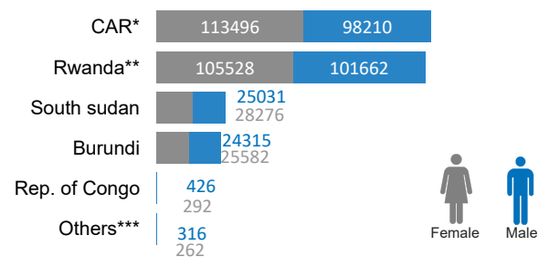

* Central African Republic

** 131,739 is the number of Rwandan refugees in the DRC registered by the DRC government not yet biometrically verified.

***: Angola, Sudan, Uganda, Somalia, Côte d'Ivoire, Eritrea, Syria, Liberia, Chad, Sierra Leone, cameroun, Nigeria, Mali, Senegal

Réfugiee by type of location

393 124
75.1% Rural

122 677
23.4% In settlements

7 595
1.5% Urban

Refugee Population by Province in DRC

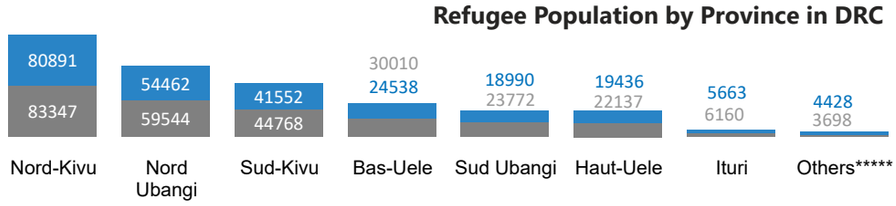

*****:Haut-Katanga (2681), Kinshasa (977), Lualaba (938), Lomami 848), Kongo-Central (805), Maniema (613), Tanganyika (872), Equateur (362), Tshuapa (14) et Kasaï-Oriental(16).

Location of refugee population in DRC

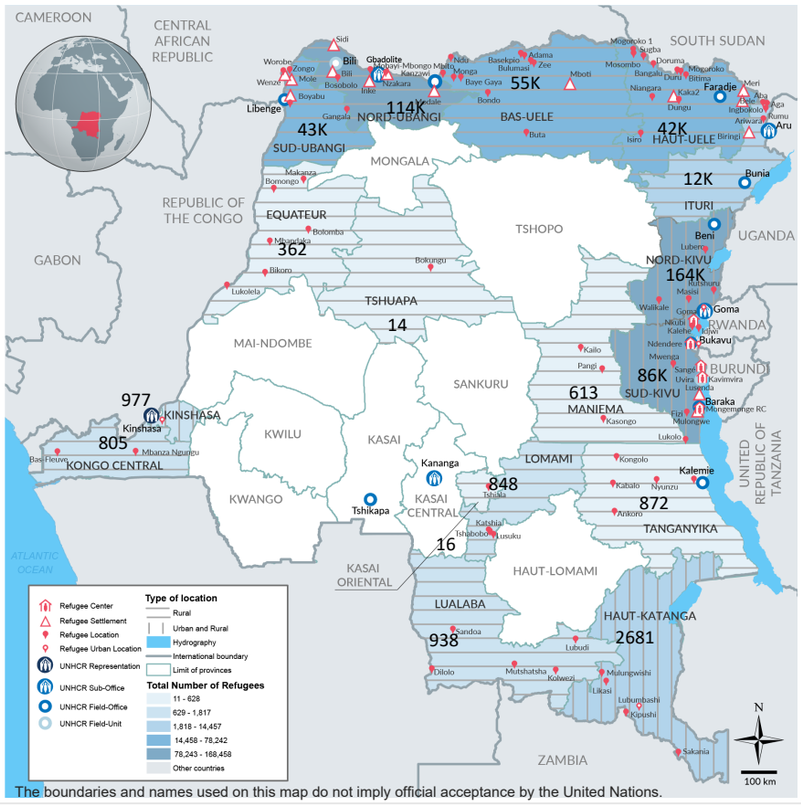

The boundaries and names used on this map do not imply official acceptance by the United Nations.

Asylum Seekers Population by Country of Origin

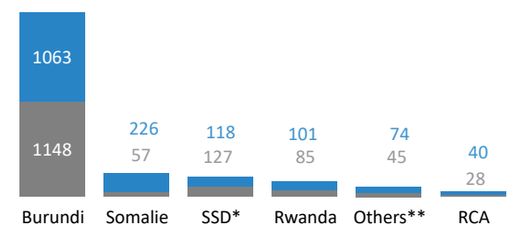

*South Sudan

**Central African Republic, Angola, Republic of Congo, Cameroon, Chad, Syria, Mali, Liberia, Côte d'Ivoire, Sudan, etc.

Asylum Seekers Population by Province in DRC

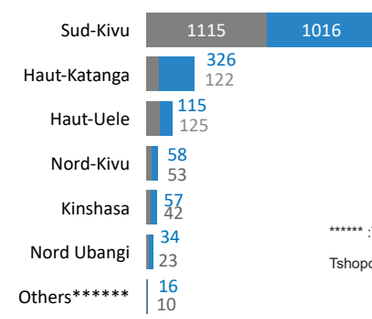

****** :Tanganyika(13),Lualaba (11), Tshopo(1)

1 Refugees and asylum seekers aged 5 years and over, representing 55% of the total

Refugees and Asylum Seekers in RDC

Refugees in settlement

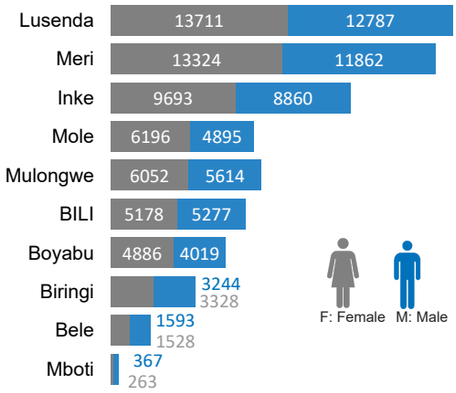

Refugees in the developpement pole

Location	F	M	Total
wenze	3795	2662	6457
Modale	3311	2877	6188
sidi	3256	3132	6388
Nzakara	4766	3906	8672
Total	**15128**	**12577**	**27705**

Urban refugees

Location	F	M	Total
Goma	1414	1287	2701
Lubumbashi	1058	1306	2364
Bukavu	850	703	1553
Kinshasa	472	505	977
Total	**3794**	**3801**	**7595**

Repatriation situation in the DRC at December 31 2023

Number of refugees repatriated from the DRC

Country of origin	2018	2019	2020	2021	2022	2023
South Sudan					3	0
Rep. of Congo		3	5			1
Rwanda	3053	2136	922	1920	2451	1924
RCA	9	3137	2061	5021	3350	2328
Burundi	180	101	1943	7296	3474	4517
Total	**3242**	**5377**	**4931**	**14237**	**9278**	**8770**

Number of refugees repatriated to RDC

Country of origin	Total
Guinée	3
Others	8
RCA	8
SW	13
Namibie	183
RSA	219
Angola	605
Zambie	768
Total	**1807**

Situation of resettlement 2023

Nationality/resettlement country	#Ind.Submetted	#Ind.Reinstalled
Burundi	**159**	**8**
FINLAND	8	8
France	4	0
USA	147	0
COB	**7**	**0**
USA	7	0
Eritrea	**5**	**0**
USA	5	0
RCA	**81**	**6**
CANADA	0	5
FINLAND	1	1
USA	80	0
RDC	**6**	**0**
Rwanda	**4**	**0**
USA	4	0
Somalie	**4**	**0**
South Sudan	**152**	**2**
France	9	2
USA	143	0
Total	**418**	**16**

MZ: Mozambique, RSA: South africa , RCA: central African Republic , SW: Swaziland , MDG: Madagascar , USA: United States , COB: Rép.of Congo
Others: Bostwana(1),Lesotho(1),Mali(1),MDG(1),MZ(1), Nigeria(2), Togo(1)

Profile of refugees in the DRC

A) Person with specific needs

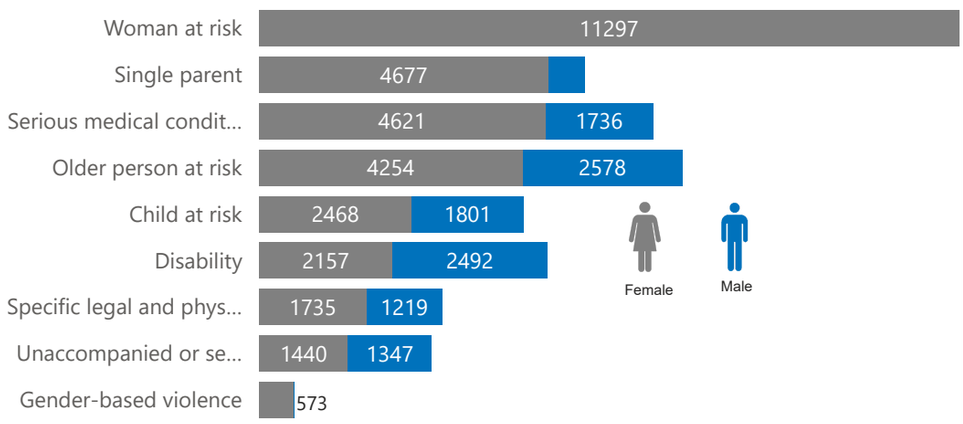

B) Top 5 Occupation

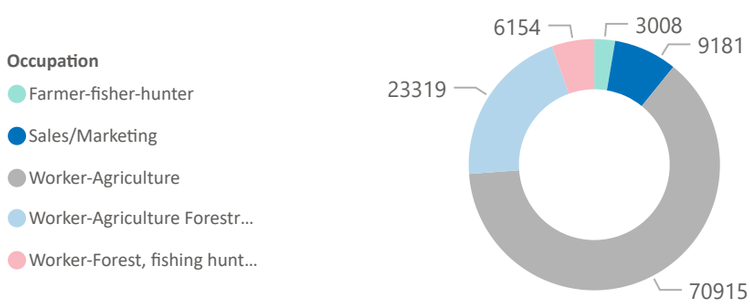

C) Pocs enrolled in the national education system

(2022 national report)

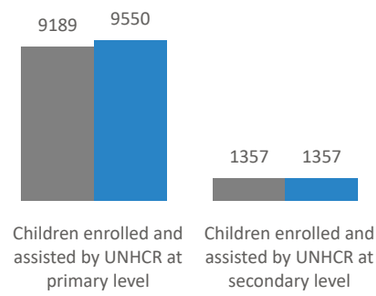

D) Documentation

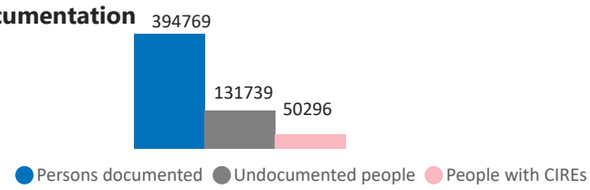
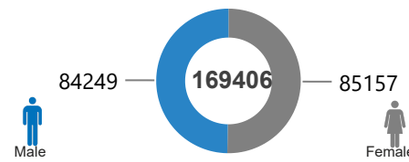
E) Situation of refugee children of school age(6-17years)