UNHCR
The UN Refugee Agency

ETHIOPIA
Shelter & Non-Food Item Response for IDPs
January - December 2023

CONTEXT

Under the Emergency Shelter and Non-Food-Items (ES/NFI) Cluster, UNHCR continues to respond to the shelter and non-food items (NFIs) needs of Internally Displaced Persons (IDPs), Returnees and non-displaced affected population. Shelter and NFIs support is being provided to the displaced population affected by conflict and climate change (drought and flood), with special emphasis on the needs of women, children, people with disabilities and the most vulnerable or at risk.

The shelter and NFI cluster have targeted 3.2 million individuals from the 4.6 million Individuals identified as People in need. UNHCR response ranges from emergency relief to IDPs who are residing in temporary accommodation centers, within the host communities and in formal sites to promotion of durable solutions for families who have returned and those that have relocated in coordination with the implementing partner and DRMO and local government agencies.

From January to December 2023, UNHCR has reached 578,685 persons with ES/NFI assistance, representing 41% of the total of 1,400,000 people reached by the ES/NFI cluster in Ethiopia.

KEY FIGURES

578,685
Individuals reached with UNHCR ES/NFI Assistance

115,500
Households



41%
Reached by UNHCR

TYPE OF BENEFICIARY REACHED

408,156 (70%)
Conflict IDPs

80,616 (14%)
Climate-induced IDPs

80,832 (14%)
IDP returnees

9,081 (2%)
Host community

RESPONSE TREND

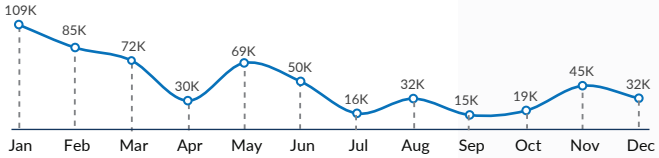

RESPONSE MAP

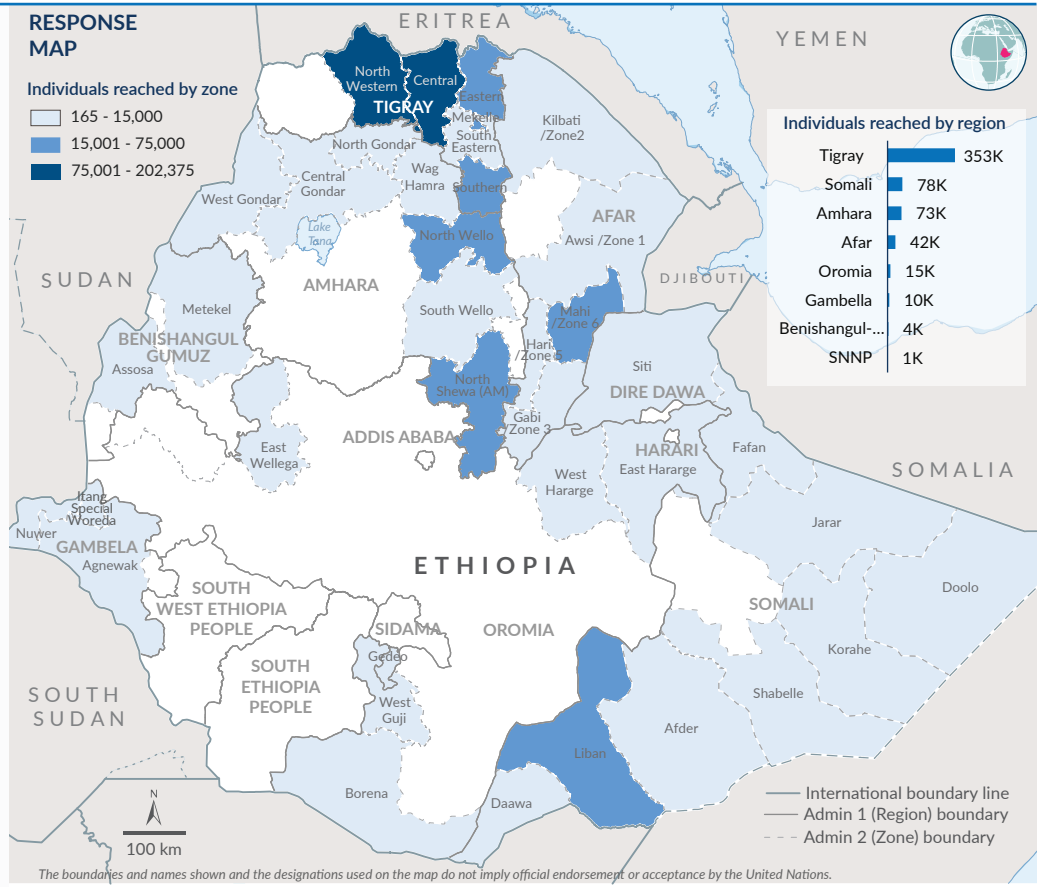

CATEGORY OF BENEFICIARY REACHED BY REGION (INDIVIDUALS)

Regions	Total reached	%	Conflict IDPs	IDP Returnees	Climate induced	Host community
Tigray	353,277	61.0%	286,472	58,727		8,078
Somali	78,023	13.5%	6,818	10,139	61,066	
Amhara	73,658	12.7%	72,245	410		1,003
Afar	42,047	7.3%	27,319	7,757	6,971	
Oromia	15,862	2.7%	10,231	2,519	3,112	
Gambella	9,833	1.7%	366		9,467	
Benishangul-Gumuz	4,705	0.8%	4,705			
SNNP	1,280	0.2%		1,280		
Total	**578,685**	**100%**	**408,156**	**80,832**	**80,616**	**9,081**

BENEFICIARIES BY TYPE OF ACTIVITY

517,717 (89%)
Persons received NFIs

60,968 (11%)
Persons received shelter recontruction/repair

7,350
Vulnerable IDP returnees (out of the total) who got their houses fully damaged received cash for shelter recontruction/repair

DEMOGRAPHIC

57% Female
43% Male

37%
Children reached (<18 years)

63%
Adults reached (18 years+)

81,103 (14%)
Persons with specific needs

DONORS

UNHCR, the UN Refugee Agency, is grateful for the direct contributions to the UNHCR Ethiopia IDP Operation

Canada | Funded by European Union Humanitarian Aid | German Federal Foreign Office | From the People of Japan | LUXEMBOURG AID & DEVELOPMENT | Swiss Agency for Development and Cooperation SDC | United States | United Nations CERF | EHF Ethiopia Humanitarian Fund

Update date : 05 February 2024 **Source:** Shelter and NFI Distribution tracking sheet **Partners :** ANE, DEC, OWDA, PAPDA, SESEDA

For More information, please contact : Silas Omondi, Shelter Officer OMONDI@unhcr.org; | Catherine Melike Trigg, Senior External Relations Officer, TRIGG@unhcr.org

Follow us